




- Refit the inner front footwell base plate retaining washer and rubber washer. Then using the new nuts (as supplied as part of the kit) Torque up to **24Nm** using a 13mm socket and torque wrench.




- Underneath the vehicle, refit the (x4) grommets underneath the footwell base plate.







- Refit the closing plate to the vehicle.
- Thread the brake fluid reservoir feed lines through the closing plate.



- Refit the pedal box closing plate. Use a 10mm socket and ratchet to refit the bolts.



- Use a 19mm spanner to refit the pedal box position adjustment cable.



- Use a 15mm socket and ratchet to refit the rear brake union to the bulkhead closing plate.



Once the brake union is tightened up, please check the brake line connection fixing to the union inside the vehicle is tight.