



2023–2024 Rivian R1S & R1T
Incorrect Weight on Tire Placard Label

NHTSA Recall No. 24V-458
Rivian Recall No. FSAM-1491

IMPORTANT SAFETY RECALL

This notice applies to your vehicle, VIN XXXXXXXXXXXXXXXXXXXX

Dear <FirstName LastName,>

This notice is sent to you in accordance with the National Traffic and Motor Vehicle Safety Act. Rivian Automotive, LLC has decided that certain model year 2022 and 2023 Rivian R1S and R1T vehicles fail to conform to Federal Motor Vehicle Safety Standard (FMVSS) No. 110 – Tire selection and rims. Our records show that you are the owner of a vehicle affected by this condition.

What is the problem?

Federal Motor Vehicle Safety Standard (“FMVSS”) 571.110 (S4.3) – Placard, requires that “each vehicle shall show . . . (a) vehicle capacity weight expressed as “the combined weight of occupants and cargo should never exceed XXX kilograms or XXX pounds.” Subject vehicles are equipped with a tire placard label that does not correctly define the max vehicle capacity weight. A driver may rely on the incorrect payload capacity and overload the vehicle, which can cause a vehicle crash without prior warning.

What will Rivian do?

Rivian will mail correct tire placard overlay labels to customers.

What should you do?

You may choose to apply the enclosed tire placard overlay label by following the instructions provided in this recall notification. If you prefer Rivian to install the label, please call 1-855-748-4265 to schedule the recall service repair with your Rivian Service Center immediately. The estimated recall service time should take less than 20 minutes to complete please plan accordingly.

If you have further questions, please call Rivian Service Support at 1-855-748-4265. For additional information, please visit our Support Center. <https://rivian.com/support/article/recall-information>




Do you have other questions?

If you have further questions or if you no longer own this vehicle, please call Rivian Service Support at 1-855-748-4265. For additional information, please visit [NHTSA.gov/recalls](https://www.nhtsa.gov/recalls). If you believe that Rivian has failed or is unable to remedy the defect within a reasonable time or without charge, you may submit a complaint to the Administrator, National Highway Traffic Safety Administration, 1200 New Jersey Avenue S.E., Washington, D.C. 20590, or call the toll-free Vehicle Safety Hot Line at 1-888-327-4236 (TTY: 1-800-424-9153) or visit www.safercar.gov.

Federal law requires that you forward a copy of this safety recall notice to the lessee within 10 days.

Thank you for your attention to this important matter. The quality and safety of your vehicle is of the utmost importance to us.

Rivian



Federal law requires any lessor who receives this notification pertaining to any leased motor vehicle to send the notice to the lessee within 10 days.

Overlay Tire Placard Owner Instructions

1. Open the driver's front door and locate the existing tire placard label positioned along the B-pillar.

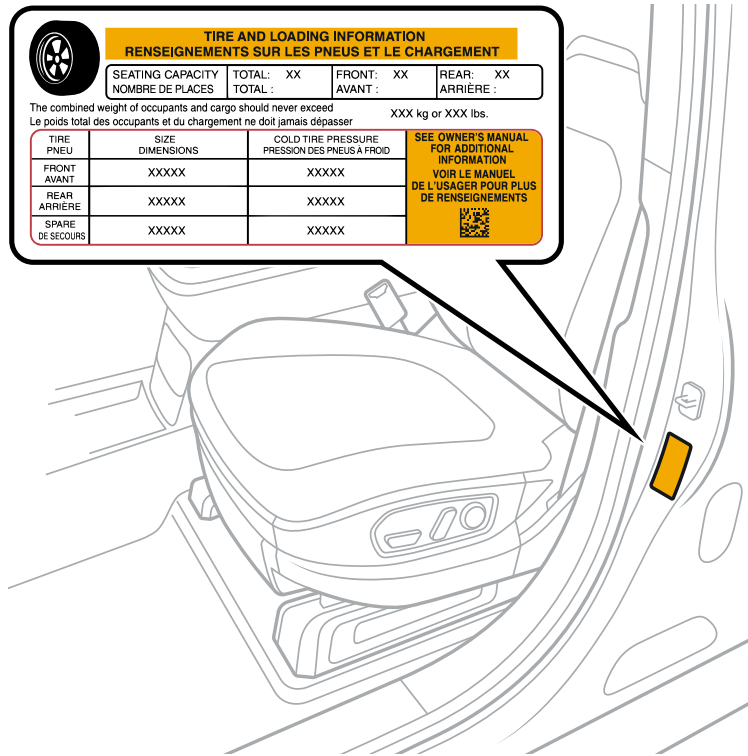


Figure 1

2. By comparing the existing and NEW labels, verify the vehicle equipped content is accurate. The only change will be the listed combined weight (See arrow in Figure 2).

If you believe you received an incorrect overlay label, do not apply the new label. Contact your nearest service center for further assistance.

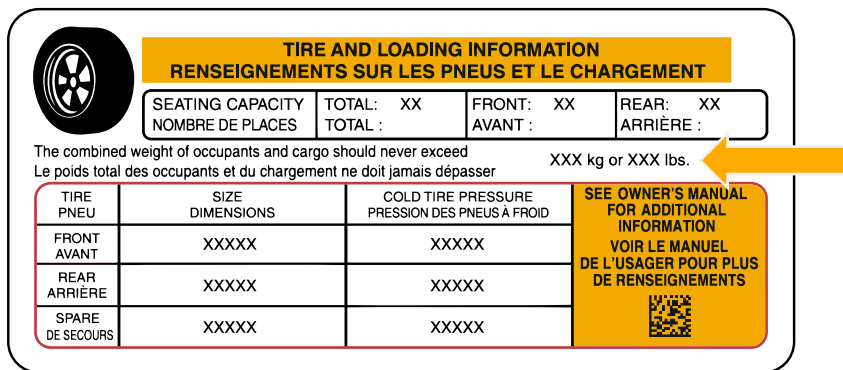


Figure 2

3. Using isopropyl alcohol or window cleaning solution, clean the existing label of any dirt or debris and wipe dry with a clean cloth.

4. Allow the desired cleaning agent to dry before applying the NEW overlay label.

5. Remove the paper backing from the NEW overlay label. Carefully align the label directly on top of the existing tire placard and apply. Press firmly across the entire label to ensure proper adhesion.

NOTE: Removing or attempting to reposition the label after application will damage the label.