

# ***SERVICE PROCEDURE***

**24518**  
**January, 2025**

**SUBJECT: SAFETY RECALL**  
**Windshield defrosting and defogging systems**  
**on certain 2025 International® eMV™ Series**  
**vehicles built 5/21/2024 thru 10/21/2024.**

## **CUSTOMER LETTER**

Print ready (PDF file) copy of the [Customer Letter](#)

## **DEFECT DESCRIPTION**

The suspect vehicles do not conform to Federal Motor Vehicle Safety Standard (FMVSS) No. 103 Windshield defrosting and defogging systems, S4.1. Each vehicle shall have a windshield defrosting and defogging system.

2025 International® eMV™ Series vehicles were built without a required circuit breaker installed, which may affect the heater operation. Specifically, vehicles built without this fuse may not have any cabin heat to aid in defrosting or defogging the windshield.

Vehicles operating without heat in the defrost or defogging system may have decreased outward visibility in certain driving conditions, which may increase the risk of a crash.

## **MODELS INVOLVED**

This safety recall involves certain 2025 International® eMV™ Series trucks built 5/21/2024 thru 10/21/2024.

## **ELIGIBILITY**

This procedure applies ONLY to vehicles marked in the International® Service Portal<sup>SM</sup> with Safety Recall 24518. Also complete any other open campaigns listed on the Service Portal at this time.

## PARTS INFORMATION

Part Number	Part Description	Quantity
3727575C1	5 Amp Circuit Breaker	1
4307236C2	Replacement Fuse Panel Label	1

**Table 1** Parts Information

## SERVICE PROCEDURE

**GOVERNMENT REGULATION:** Engine fluid (oil, fuel, and coolant) may be a hazard to human health and the environment. Handle all fluid and other contaminated materials (such as filters and rags) in accordance with applicable regulations. Recycle or dispose of engine fluids, filters, and other contaminated materials according to applicable regulations.

**WARNING!** To prevent personal injury and / or death, or damage to property, park vehicle on hard flat surface, turn the engine off, set the parking brake and install wheel chocks to prevent the vehicle from moving in either direction.

**WARNING!** To prevent personal injury and / or death, or damage to property, if the vehicle must be raised, do not work under the vehicle supported only by jacks. Jacks can slip or fall over.

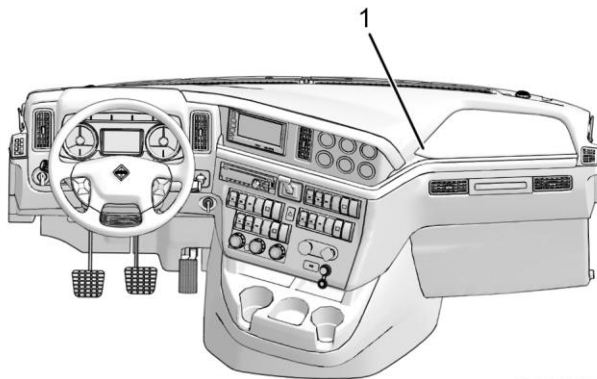
**WARNING!** To prevent personal injury and / or death, always wear safe eye protection when performing vehicle maintenance.

**WARNING!** To prevent personal injury and / or death, or damage to property, allow engine / vehicle components to cool before servicing.

**WARNING!** To prevent personal injury and / or death, or damage to property, keep flames or sparks away from vehicle and do not smoke while servicing the vehicle's batteries. Batteries expel explosive gases.

**WARNING!** To prevent personal injury and / or death, or damage to property, remove the ground cable from the negative terminal of the battery box before disconnecting any electrical components. Always connect the ground cable last.

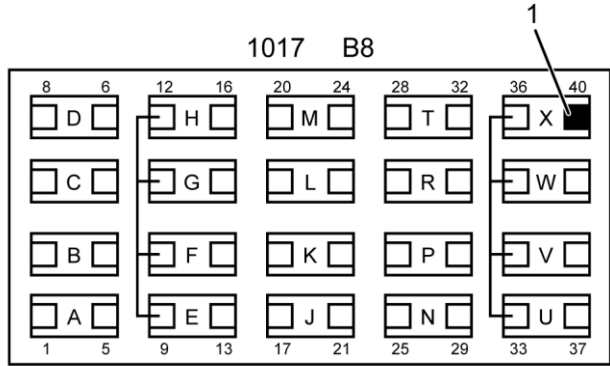
1. Park vehicle on flat surface.
2. Shift transmission to Park or Neutral and set parking brake.
3. Turn vehicle ignition to Key OFF position.
4. Install wheel chocks.



0000415363

**Figure 1. Instrument Panel**

1. Power Distribution Module (PDM) fuse panel cover
5. Open PDM fuse panel cover (Figure 1, Item 1) on the right-side of the instrument panel.



0000487614

**Figure 2. Missing Fuse Location**

1. Cavity X40
6. Locate and access fuse block 1017 B8 within the fuse panel.
7. Locate and install 5 amp circuit breaker into cavity X40 (Figure 2, Item 1).
8. Align and install replacement fuse panel label over the existing label, on the underside of the PDM cover.
9. Align and install PDM cover.
10. Remove wheel chocks.

## END OF SERVICE PROCEDURE

### LABOR INFORMATION

Operation Number	Description	Time
A40-24518-01	Install 5 Amp Circuit Breaker and Label	0.3 hr

**Table 2** Labor Information

## CAMPAIGN IDENTIFICATION LABEL

Each vehicle corrected in accordance with this campaign must be marked with a CTS-1075 Campaign Identification Label.

Complete the label and attach on a clean surface next to the vehicle identification number (VIN) plate.



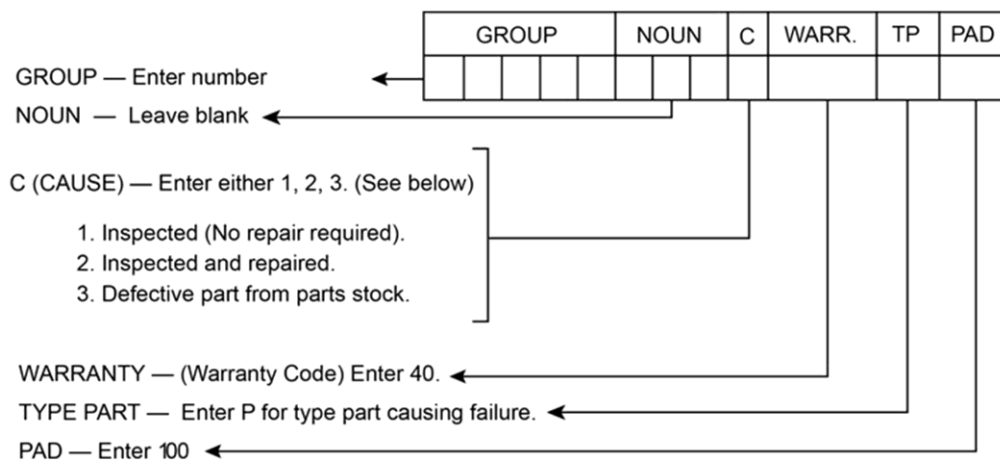
## ADMINISTRATIVE / DEALER RESPONSIBILITIES

### WARRANTY CLAIMS

Warranty claim expense is to be charged to Warranty. Claims are to be submitted in the normal manner, making reference to Safety Recall 24518.

Section 7 of the Warranty Policy and Procedures Manual contains further information related to the submission and processing of AFC / Recall claims.

As with all claim submissions, items acquired locally must be submitted in the "Other Charges" tab. The cost of any bulk items (such as a bag of cable tie straps, roll of wire, barrel of oil, or tube of silicone) should be prorated for the cost of the individual pieces / amount used during each repair.



000047910

## **UNITED STATES AND POSSESSIONS**

The National Traffic and Motor Vehicle Safety Act, as amended, provides that each vehicle that is subject to a vehicle recall campaign must be adequately repaired within a reasonable time after the owner has tendered it for repair. A failure to adequately repair within 60 days after a tender of a vehicle is prima facie evidence of failure to repair within a reasonable time. If the condition is not adequately repaired within 60 days, the owner may be entitled to replacement with an identical or reasonable equivalent vehicle at no charge, or to a refund of the purchase price less a reasonable allowance for depreciation.

Dealers must correct all vehicles subject to this campaign at no charge to the owner, regardless of mileage, age of vehicle, or ownership, from this time forward.

Dealers should proceed immediately to make necessary correction to units in inventory. Federal law prohibits a dealer from delivering under a sale or lease, a new motor vehicle or any new or used item of motor vehicle equipment (including a tire) covered by the notification of a recall until the defect or noncompliance is remedied.

Dealers must make every effort to promptly schedule an appointment with each owner to repair his or her vehicle as soon as possible. However, consistent with the customer notification, dealers are expected to complete the repairs on the mutually agreed upon service date.

Dealers involved in the recall process will be furnished a listing of owner names and addresses to enable them to follow up with owners and have the vehicles corrected. Use of this listing must be limited to this campaign because the list may contain information obtained from state motor vehicle registration records, and the use of such motor vehicle registration data for purposes other than this campaign is a violation of law in several states.

## **CANADA**

Dealers must correct all vehicles subject to this campaign at no charge to the owner, regardless of mileage, age of vehicle, or ownership, from this time forward.

Dealers should proceed immediately to make necessary correction to units in inventory. All inventory vehicles subject to this recall campaign must be corrected prior to sale, transfer or delivery. If vehicles have been sold or transferred and you are in receipt of Customer Notification Letters and Authorization for Recall Service cards for those vehicles, the transfer location or customer must be notified immediately from your dealer location.

Dealers must make every effort to promptly schedule an appointment with each owner to repair his or her vehicle as soon as possible. However, consistent with the customer notification, dealers are expected to complete the repairs on the mutually agreed upon service date.

Dealers involved in the recall process will be furnished a listing of owner names and addresses to enable them to follow up with owners and have the vehicles corrected. Use of this listing must be limited to this campaign because the list may contain information obtained from state motor vehicle registration records, and the use of such motor vehicle registration data for purposes other than this campaign is a violation of law in several states.

## **EXPORT**

Export Distributors should proceed immediately to make necessary correction to units in inventory. All inventory vehicles subject to this recall campaign must be corrected prior to sale, transfer or delivery. If vehicles have been sold or transferred and you are in receipt of Customer Notification Letters and Authorization for Recall Service cards for those vehicles, the transfer location or customer must be notified immediately from your distributor location.

Export Distributors are to submit warranty claims in the usual manner making reference to this recall number.

Export Distributors are expected to provide full cooperation and follow-up with respect to this important subject matter. If you have any questions or need further assistance, please contact the Regional Service Manager at your regional office.

### **International Motors, LLC\***

**\*International Motors, LLC d/b/a International Motors USA LLC in Illinois, Missouri, New Jersey, Ohio, and Utah.**