



Service Engineering Operations  
Customer Service Division

Ford Motor Company  
PO Box 1904  
Dearborn, Michigan 48121

November 6, 2024

**TO:** All U.S. Ford and Lincoln Dealers

**SUBJECT: NEW VEHICLE DEMONSTRATION / DELIVERY HOLD –  
Safety Recall 24S64**  
Certain 2024-2025 Model Year Bronco and Ranger Vehicles  
Loose or Missing Upper Ball Joint Fastener

**AFFECTED VEHICLES**

Vehicle	Model Year	Assembly Plant	Build Dates
Bronco/Ranger	2024-2025	Michigan	June 1, 2024 through September 5, 2024

US population of affected vehicles: 2,391. Affected vehicles are identified in OASIS and FSA VIN Lists.

**REASON FOR THIS SAFETY RECALL**

In some of the affected vehicles, the nut on the ball joint, which secures the front upper control arm to the knuckle assembly, may not have been installed or torqued to specification. This can result in separation of the front upper control arm from the knuckle assembly. A separation of the front upper control arm from the knuckle assembly may result in loss of directional control, increasing the risk of a crash.

**SERVICE ACTION**

Before demonstrating or delivering any new in-stock vehicles involved in this recall, dealers are to inspect the left and right front upper ball joint fasteners for a visibly loose or missing fastener. If an upper ball joint fastener is visibly loose or missing, dealers are to replace the upper control arm and wheel knuckle on that side only. If the fastener is not visibly loose or missing, dealers are to torque the upper control arm fastener.

This service must be performed on all affected vehicles at no charge to the vehicle owner. For new vehicle storage guidelines, refer to EFC13033, Storage Guidelines for New Vehicles.

To assist vehicle owners to have this repair completed when parts are available, dealers should:

- Arrange for a mobile repair at the owner’s location, or:
- Arrange to pick up the owner’s vehicle and drive it to the dealership for repairs.
  - Re-deliver the owner’s vehicle after repairs have been completed.
- Pick-Up & Delivery, and mobile service should be made available for all customers. Refer to the Rental and Claiming sections for further details.

**OWNER NOTIFICATION MAILING SCHEDULE**

Owner letters are expected to be mailed the week of November 18, 2024 or sooner. Dealers should repair any affected vehicles that arrive at their dealerships, whether or not the customer has received a letter.

**PLEASE NOTE:**

**Federal law requires dealers to complete this recall service before a new vehicle is delivered to the buyer or lessee. Violation of this requirement by a dealer could result in a civil penalty of up to \$27,168 per vehicle. Correct all vehicles in your new vehicle inventory before delivery.**

**ATTACHMENTS**

- Administrative Information
- Labor Allowances and Parts Ordering Information
- Technical Instructions
- Mobile Service Repair Assessment
- Mobile Repair/Vehicle Pick-Up & Delivery Record
- Owner Notification Letters
- Recall Reimbursement Plan


**QUESTIONS & ASSISTANCE**

For questions and assistance, contact the Special Service Support Center (SSSC) via the SSSC Web Contact Site. The SSSC Web Contact Site can be accessed through the Professional Technician System (PTS) website using the SSSC link listed at the bottom of the OASIS VIN report screen or listed under the SSSC tab.

Customer Service Division

## Safety Recall 24S64

### **MOBILE SERVICE REPAIR ASSESSMENT LEVEL**

- All repairs in this program have the following assessment level. **Note: If part replacement is needed as directed by the technical instructions, this is not a mobile service repair.** This assessment level only applies to checking and re-torquing the ball joint fastener as needed.  
 - Enhanced Mobile Service

### **MOBILE REPAIR RECOMMENDATIONS**

- Confirm with the customer a mobile repair is feasible.
- Check OASIS before going to the customer's home or business to confirm if any other outstanding FSA needs to be completed.
- Transportation – due to the simplicity of this repair, a specialty vehicle is not required.

### **MOBILE REPAIR ADDITIONAL INFORMATION**

Please ensure the technician brings the following to the mobile repair destination:

- Printed Technical Instructions
- Printed Repair/Work Order or any other necessary documentation as customer copy(s)
  - Documents could also be emailed to the customer.
- Shirt/uniform and vehicle graphic with the dealership or Ford logos are recommended.

### **MOBILE REPAIR QUESTIONS AND ASSISTANCE**

- For questions and assistance, contact the Special Service Support Center (SSSC) via the SSSC Web Contact Site. Work with Dealership warranty administrator to create a SSSC contact ID#.
- Once an SSSC agent responds to the new contact ID#, you may opt to call the SSSC hotline: (800) 325-5621.

### **OASIS ACTIVATION**

OASIS was activated on October 17, 2024.

### **FSA VIN LISTS ACTIVATION**

FSA VIN Lists will be available through <https://web.fsavinlists.dealerconnection.com> on November 6, 2024. Owner names and addresses will be available by December 6, 2024.

**NOTE:** Your FSA VIN Lists may contain owner names and addresses obtained from motor vehicle registration records. The use of such motor vehicle registration data for any purpose other than in connection with this recall is a violation of law in several states, provinces, and countries. Accordingly, you must limit the use of this listing to the follow-up necessary to complete this recall.

## Safety Recall 24S64

### **SOLD VEHICLES**

- Ford has not issued instructions to stop selling/delivering or driving used vehicles under this safety recall. Owners should contact their dealers for an appointment to have their vehicles remedied as soon as practicable.
- Immediately contact any of your affected customers whose vehicles are not on your VIN list but are identified in OASIS. Give the customer a copy of the Owner Notification Letter (when available) and schedule a service date.
- Correct other affected vehicles identified in OASIS which are brought to your dealership.
- Dealers are to prioritize repairs of customer vehicles over repairs of new and used vehicle inventory.

### **STOCK VEHICLES**

- Correct all affected units in your new vehicle inventory before delivery.
- Use OASIS to identify any affected vehicles in your used vehicle inventory.

### **DEALER-OPERATED RENTAL VEHICLES**

The Fixing America's Surface Transportation (FAST) Act law effective June 2016 prohibits a rental company from selling, renting, or leasing vehicles subject to a safety or compliance recall. Please consult your legal counsel for legal advice.

### **BRANDED / SALVAGED TITLE VEHICLES**

Affected branded / salvaged title vehicles are eligible for this recall.

### **OWNER REFUNDS**

- **This safety recall must still be performed, even if the owner has paid for a previous repair. Claiming a refund will not close the recall on the vehicle.**
- Ford Motor Company is offering a refund for owner-paid repairs covered by this recall if the repair was performed before the date indicated in the reimbursement plan, which is posted with this bulletin. Owners are directed to seek reimbursement through authorized dealers or, at their option, directly through Ford Motor Company at PO Box 6251, Dearborn, MI 48121-6251.
- Dealers are also pre-approved to refund owner-paid emergency repairs that were performed away from an authorized servicing dealer after the end date specified in the reimbursement plan. Non-covered repairs, or those judged by Ford to be excessive, will not be reimbursed.
- Refunds will only be provided for the cost associated with retorquing the ball joint fastener or replacing the fastener and repairing any related damage.

**Safety Recall 24S64****RENTAL VEHICLES**

- **PASS INSPECTION:** Vehicles which pass inspection of the ball joint fasteners and only require re-torquing of the fasteners are **NOT** approved for rental vehicles.
- **FAIL INSPECTION:** Vehicles which fail inspection of the ball joint fastener(s) and require parts replacement.
  - **Parts are available - All completed the same service appointment:** Dealers are **NOT** approved for rental vehicles.
  - **Parts are NOT available:**
    - Dealers are pre-approved for up to one day for a rental vehicle to order parts.
    - To guarantee the shortest part delivery time, an emergency order must be placed.
- **A ten-digit prior-approval code is required from the Central Loaner Support for rental vehicles more than one day.**
- Follow Extended Service Plan (ESP) guidelines for dollar amounts. Prior approval is required from the Central Loaner Support.

**TOWING**

If towing is required, dealers are authorized to claim up to a maximum value of \$250 to provide towing services for this program.

**MOBILE REPAIR CLAIMING QUESTIONS**

Dealers participating in the Remote Experience Program:

- Ford Dealers - refer to EFC14125, 2024 Remote Experience Program.
- Lincoln Retailers - refer to EFC14164, 2024 Remote Experience Program.

Dealers NOT participating in the 2024 Remote Experience Program:

- For questions and assistance, contact the Special Service Support Center (SSSC) via the SSSC Web Contact Site. Work with the Dealership warranty administrator to create an SSSC contact ID#.
- Once an SSSC agent responds to the new contact ID#, you may opt to call the SSSC hotline: (800) 325-5621.

**FORD PICK-UP & DELIVERY**

- Dealers participating in the Remote Experience Program –
  - Refer to EFC14125, 2024 Remote Experience Program, Pick-Up & Delivery (PDL) Offset section for additional details.
- Dealers NOT participating in the Remote Experience Program –
  - Dealers may claim one-half labor hour per repair for vehicle Pick-Up & Delivery services.
  - Dealers must retain a Vehicle Pick-Up & Delivery Record with the repair order documentation.

**Safety Recall 24S64****ADDITIONAL REPAIR (LABOR TIME AND/OR PARTS)**

Additional repairs identified as necessary to complete the FSA should be managed as follows:

- For related damage and access time requirements, refer to the Warranty and Policy Manual / Section 6 – Ford & Lincoln Program Policies / General Information & Special Circumstances for FSAs / Related Damage.
- For vehicles within new vehicle bumper-to-bumper warranty coverage, no SSSC approval is required, although related damage must be on a separate repair line with the “Related Damage” radio button checked.
  - Ford vehicles – 3 years or 36,000 miles
- For vehicles outside new vehicle bumper-to-bumper warranty coverage, submit an Approval Request to the SSSC Web Contact Site before completing the repair.

**CLAIMS PREPARATION AND SUBMISSION**

- **Technician Competency Requirement:** The STST Competency 10 certification requirement in the U.S. market only will be enforced starting with repair orders opened on or after August 31, 2024. FSA repairs will reject, and the claim will not be paid if the repairing technician is not certified in STST Competency 10 FSA. See EFC15332 for more details.
- **Claim Entry:** Enter claims using Dealer Management System (DMS) or One Warranty Solution (OWS) online.
  - When entering claims, select claim type 31: Field Service Action. The FSA number 24S64 is the subcode.
  - For additional claims preparation and submission information, refer to the Recall and Customer Satisfaction Program (CSP) Repairs in the OWS User Guide.
- **Related Damage/Additional labor and/or parts:** Must be claimed as Related Damage on a separate repair line from the FSA with the same claim type and subcode as described in Claim Entry above.

**IMPORTANT:** Click the Related Damage Indicator radio button.

- **Rentals:** For rental vehicle claiming, follow Extended Service Plan (ESP) guidelines for dollar amounts. Enter the total amount of the rental expense under the Miscellaneous Expense code RENTAL.
- **Refunds:** Submit refunds on a separate repair line.
  - Program Code: 24S64
  - Misc. Expense: ADMIN
  - Misc. Expense: REFUND
  - Misc. Expense: 0.2 Hrs.
  - Multiple refunds should be submitted on one repair line and the invoice details for each repair should be detailed in the comments section of the claim.

## Safety Recall 24S64

**CLAIMS PREPARATION AND SUBMISSION (Continued)**

- **Ford Pick-Up & Delivery:**
  - Dealers participating in the Remote Experience Program –
    - Refer to EFC14125, 2024 Remote Experience Program, Pick-Up & Delivery (PDL) Offset section for additional details.
  - Dealers NOT participating in the Remote Experience Program –
    - Dealers may claim one-half labor hour per repair for vehicle Pick-Up & Delivery services.
    - Dealers must retain a Vehicle Pick-Up & Delivery Record with the repair order documentation.
- **Mobile Repair:**
  - Dealers participating in the Remote Experience Program –
    - Ford Dealers - refer to EFC14125, 2024 Remote Experience Program.
    - Lincoln Retailers - refer to EFC14164, 2024 Remote Experience Program.
  - Dealers NOT participating in the Remote Experience Program –
    - Mobile repair allowances can be claimed for dealer-performed mobile repairs. Dealers that are working with Ford-contracted mobile repair companies should refer to those companies for claiming instructions.
    - For dealer-performed mobile repairs, retain a copy of the Service Management signed record (see Repair Procedure Improvement & Revised Labor Time), with the repair order documentation.
    - Claim the mobile repair allowance Labor Operation Code 24S64MM along with the applicable Labor Operation Code for the repair (refer to the Labor Allowances table in Labor Allowances and Parts Ordering Information).
- **Provision for Towing:** Dealers are authorized to claim up to a maximum value of \$250 to provide towing services for completing this program. Submit on the same line as the repair.
  - Program Code: 24S64
  - Misc. Expense: TOW
  - Misc. Expense: Claim up to \$250.00

Safety Recall 24S64

**LABOR ALLOWANCES**

Description	Labor Operation	Labor Time
<b>All vehicles</b> -Inspect upper ball joint fastener, includes re-torquing if inspection <b>passes</b> on both sides. <b>Cannot be claimed with any other labor operation. Closes Recall</b>	24S64A	0.3 Hours
<b>All vehicles</b> -Inspect upper ball joint fastener, includes re-torquing if inspection <b>fails</b> – one or both sides - <b>Must be claimed with operations C-K</b>	24S64B	0.3 Hours
<b>Bronco</b> - Replace one side upper control arm and wheel knuckle	24S64C	1.3 Hours
<b>Bronco</b> - Replace both upper control arms and wheel knuckles	24S64D	2.3 Hours
<b>Ranger RWD</b> - Replace one side upper control arm and wheel knuckle	24S64E	1.5 Hours
<b>Ranger RWD</b> - Replace both upper control arms and wheel knuckles	24S64F	2.6 Hours
<b>Ranger 4WD</b> - Replace one side upper control arm and wheel knuckle	24S64G	1.6 Hours
<b>Ranger 4WD</b> - Replace both upper control arms and wheel knuckles	24S64H	3.0 Hours
<b>All vehicles</b> - Additional time for wheel alignment without lane departure - Can be claimed with B-H	24S64J	0.6 Hours
<b>All vehicles</b> - Additional time for wheel alignment with lane departure - Can be claimed with B-H	24S64K	0.8 Hours
Mobile Service: <b>This allowance is only for <u>non-eligible</u> 2024 Remote Experience Program Dealers.</b> Can be used when the repair takes place away from the dealership. 1. If Additional Time is Required Due to Travel, Please Submit an SSSC Approval Form.	24S64MM	0.5 Hours
<b>Ford Vehicle Pick-Up &amp; Delivery Allowance:</b> <b>This allowance is only for <u>non-eligible</u> 2024 Remote Experience Program Dealers.</b> <b>NOTE:</b> This allowance is for dealer-performed vehicle Pick-Up & Delivery for dealership repairs only. Can only be claimed once, regardless of outstanding FSAs repaired.	24S64PP	0.5 Hours

## Labor Allowances and Parts Ordering Information

Page 2 of 6

### Safety Recall 24S64

#### **LABOR ALLOWANCES (Continued)**

Description	Labor Operation	Labor Time
Time allowed to submit photos. If VOR is required and vehicle must be present in dealership to complete repair: <ul style="list-style-type: none"><li>• Attach a photo of vehicle mileage.</li><li>• Attach a photo of door tag showing VIN.</li><li>• If the vehicle is off road, then refer to EFC14236. VOR escalation is required in DOW.</li></ul>	24S64ZZ	0.2 Hours

#### **PARTS REQUIREMENTS / ORDERING INFORMATION**

**NOTE: No parts are required if the vehicle passes the inspection procedure.**

#### **Restricted Part Ordering:**

To place an order for control arms and/or wheel knuckles, submit a VIN-specific Part Order contact via the SSSC Web Contact Site.

If parts are on backorder, vehicle must be present in the dealership. The VIN-specific part order must provide the following:

1. Attach a photo of vehicle mileage.
2. Attach a photo of door tag showing VIN.
3. If the vehicle is off road, then refer to EFC14236. VOR escalation is required in DOW.

#### **Bronco (except Bronco Raptor)**

Service Part Number	Claim Quantity	Package Order Quantity	Number in Package	Description
MB3Z-3085-J	1 If Req'd	1	1	LH Control arm
MB3Z-3084-J	1 If Req'd	1	1	RH Control arm
MB3Z-3K186-S	1 If Req'd	1	1	LH Wheel knuckle
MB3Z-3K185-S	1 If Req'd	1	1	RH Wheel knuckle

Safety Recall 24S64

**Bronco Raptor**

Service Part Number	Claim Quantity	Package Order Quantity	Number in Package	Description
NB3Z-3085-D	1 If Req'd	1	1	LH Control arm
NB3Z-3084-D	1 If Req'd	1	1	RH Control arm
NB3Z-3K185-A	1 If Req'd	1	1	LH Wheel knuckle
NB3Z-3K186-A	1 If Req'd	1	1	RH Wheel knuckle

**Ranger (except Ranger Raptor)**

Service Part Number	Claim Quantity	Package Order Quantity	Number in Package	Description
MB3Z-3085-N	1 If Req'd	1	1	LH Control arm
MB3Z-3084-N	1 If Req'd	1	1	RH control arm
MB3Z-3K186-N	1 If Req'd	1	1	LH Wheel knuckle
MB3Z-3K185-N	1 If Req'd	1	1	RH Wheel knuckle

**Ranger Raptor**

Service Part Number	Claim Quantity	Package Order Quantity	Number in Package	Description
MB3Z-3085-D	1 If Req'd	1	1	LH control arm
MB3Z-3084-D	1 If Req'd	1	1	RH control arm
MB3Z-3K186-E	1 If Req'd	1	1	LH wheel knuckle
MB3Z-3K185-E	1 If Req'd	1	1	RH wheel knuckle

**NOTE: Less than 1% of the affected vehicle population is expected to require control arm and knuckle replacement.**

Dealers will be notified via a DOES II communication if circumstances warrant a change in part supply strategy and when open ordering resumes.

Safety Recall 24S64

Order the parts below through normal order processing channels:

**Bronco (except Bronco Raptor)**

Service Part Number	Claim Quantity	Package Order Quantity	Number in Package	Description
-W719491-S439	4 per side if req'd	1	4	Hub bolt
-W717969-S440	1 per side if req'd	1	4	Upper ball joint nut
-W720110-S440	1 per side if req'd	1	4	Lower ball joint nut
KB3Z-3B477-B	1 per side if req'd	1	1	Axle nut
-W716883-S440	1 per side if req'd	1	1	Tie rod end nut
-W717938-S439	2 per side if req'd	2	1	Caliper bracket bolt

**Bronco Raptor**

Service Part Number	Claim Quantity	Package Order Quantity	Number in Package	Description
-W720861-S439	4 per side if req'd	1	4	Hub bolt
-W717969-S440	1 per side if req'd	1	4	Upper ball joint nut
-W720110-S440	1 per side if req'd	1	4	Lower ball joint nut
-N802827-S100A	1 per side if req'd	1	4	Axle nut
-W520215-S440	1 per side if req'd	1	4	Tie rod end nut
-W720613-S439	2 per side if req'd	1	4	Caliper bracket bolt

**Ranger (except Ranger Raptor)**

Service Part Number	Claim Quantity	Package Order Quantity	Number in Package	Description
-W719491-S439	4 per side if req'd	1	4	Hub bolt
-W717969-S440	2 per side if req'd	1	4	Ball joint nut
KB3Z-3B477-B	1 per side if req'd	1	1	Axle nut
-W520213-S440	1 per side if req'd	1	2	Tie rod end nut
-W717938-S439	2 per side if req'd	2	1	Caliper bolt
-W705606-S440	1 per side if req'd	1	2	Stabilizer bar link nut

Safety Recall 24S64

**Ranger Raptor**

Service Part Number	Claim Quantity	Package Order Quantity	Number in Package	Description
-W719491-S439	4 per side if req'd	1	4	Hub bolt
-W717969-S440	2 per side if req'd	1	4	Ball joint nut
KB3Z-3B477-B	1 per side if req'd	1	1	Axle nut
-W520213-S440	1 per side if req'd	1	2	Tie rod end nut
-W717938-S439	2 per side if req'd	2	1	Caliper bolt
-W705606-S440	1 per side if req'd	1	2	Stabilizer bar link nut

To guarantee the shortest delivery time, an emergency order for parts must be placed.

**DEALER PRICE**

For the latest prices, refer to DOES II.

**PARTS RETENTION, RETURN, & SCRAPPING**

Follow the provisions of the Warranty and Policy Manual, Section 1 - WARRANTY PARTS RETENTION AND RETURN POLICIES. If a replaced part receives a scrap disposition, the part must be scrapped by all applicable local, state, and federal environmental protection and hazardous material regulations. Federal law prohibits selling motor vehicle parts or components that are under safety, compliance, or emissions recall.

**EXCESS STOCK RETURN**

The excess stock returned for credit must have been purchased from Ford Customer Service Division by Policy Procedure Bulletin 4000.

**REPLACED FSA PARTS INSPECTION AND SIGN OFF**

Effective March 1<sup>st</sup>, 2021, all parts replaced as part of an FSA repair with a repair order open date of March 1<sup>st</sup>, 2021, or later must be inspected and signed off on the repair order by a member of your dealer fixed operations management team or an employee of the task has been delegated to. If the task is to be delegated to a non-management employee, the employee needs to be someone other than the technician who completed the repair and needs to understand the importance of completing this task consistently and accurately.

- All parts replaced as part of an FSA repair should be returned to the parts department following the Warranty Parts Retention and Return Policies.
- Inspect the replaced parts to verify the FSA repair was completed.
- If the FSA repair is found to be complete, the designated employee signs the repair order line or parts return stamp area (electronic or hand signed) for the FSA repair indicating the parts were inspected and validated to have been replaced.
- After the parts have been inspected, they should be handled based on the guidance in the parts status report in the Online Warranty System (Hold, Return, CORE, Scrap, etc.). Please visit FMCDEALER > PARTS & SERVICE > WARRANTY ADMINISTRATION & WARRANTY PARTS RETURN for the latest [Immediate Scrap List](#) information.

Safety Recall 24S64

**REPLACED FSA PARTS INSPECTION AND SIGN OFF (Continued)**

- This process is subject to review during warranty audits for FSA repairs with a repair order open date of March 1<sup>st</sup> 2021, or later. Any eligible FSA claims requiring parts replacement found not to have been inspected and signed off during a warranty audit will be subject to chargeback and consideration for enrollment into the Dealer Incomplete Recall Repair Process.

**Note:** Other approvals (electronic or handwritten) for add-on repair lines, dealer-owned vehicle repairs, and repeat repairs do not qualify as FSA parts inspection approvals. The post-repair FSA parts inspection process (electronic or handwritten) is independent of other warranty approval requirements. The approval by the designated employee implies that the FSA parts were found to be replaced and must be able to be identified on the Repair Order. If multiple FSAs require approval on a single Repair Order, each applicable occurrence will require individual post-repair approval by the designated employee.

## CERTAIN 2024-2025 MODEL YEAR BRONCO AND RANGER VEHICLES — LOOSE OR MISSING UPPER BALL JOINT FASTENER

### SERVICE PROCEDURE

**IMPORTANT!** The Service Technician Specialty Training (STST) Competency 10 certification requirement, in the U.S. market only, will be enforced starting with repair orders opened on or after August 31, 2024. Field Service Action (FSA) repairs will reject and the claim will not be paid if the repairing technician is not certified in STST Competency 10 FSA. See Electronic Field Communication (EFC) 15332 for more details.

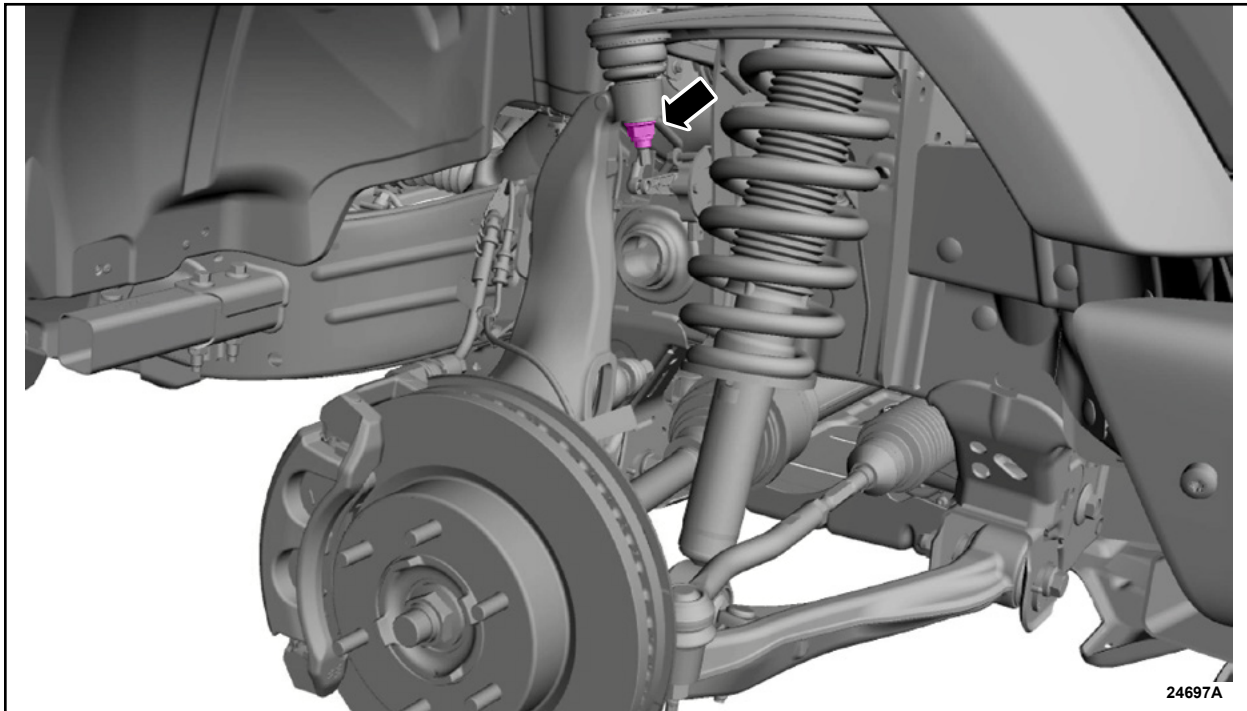
**NOTE:** If you do not have the special tools referenced in the Workshop Manual (WSM) to perform the FSA repair, please contact 1-800 ROTUNDA and choose option 3 to place an order.

**NOTE:** Perform this inspection on both sides of the vehicle.

1. With the vehicle in NEUTRAL, position it on a hoist. Follow the Workshop Manual (WSM) procedures in Section 100-02.
2. Remove both front wheels and tires. Follow the WSM procedures in Section 100-02.
3. Inspect both upper ball joint nuts. Are both upper ball joint nuts present? See Figure 1.

**Yes** - Proceed to Step 4.

**No** - If one nut is present, proceed to Step 4 for that side. For the upper ball joint(s) that are missing the nut(s), replace the upper control arm, nut and knuckle on the side(s) that has a missing nut. Follow the WSM procedures in Section 204-01.



**FIGURE 1**



4. Visually inspect the both upper ball joint nuts. Is either upper ball joint nut loose with threads visible between the upper ball joint nut and the wheel knuckle?

**Yes** - Replace the upper control arm, nut and knuckle on the side that has a visibly loose nut. Follow the WSM procedures in Section 204-01. Proceed to Step 5 on the side that is not visibly loose.

**No** - Proceed to Step 5.

5. Torque the upper ball joint nuts. Then, proceed to Step 6.

**NOTE:** Use the hex-holding feature to prevent the stud from turning while torquing the nut.

- Torque to: 46 lb.ft (63 Nm).

6. Install both front wheels and tires. Follow the WSM procedures in Section 100-02.

**IMPORTANT NOTE:** Federal law prohibits selling motor vehicle parts or components that are under safety, compliance, or emissions recall. Unless a part is requested to be returned to Ford, all parts replaced under this FSA must be scrapped in accordance with all applicable local, state and federal environmental protection and hazardous material regulations. Refer to the Parts Retention, Return, & Scrapping section of the FSA dealer bulletin for further information.



**Safety Recall 24S64**

Certain 2024-2025 Model Year Bronco and Ranger Vehicles  
Loose or Missing Upper Ball Joint Fastener













**Mobile Service Repair Assessment**

Assessment levels have been identified to help determine the ease of performing eligible mobile service repairs for a Field Service Action (FSA) outside of the dealership service facility.


**Dealer Bulletin**



Within the Administrative Information Attachment of the dealer bulletin a mobile service repair assessment level(s) will be provided. These assessment levels have been determined using the amount of time, equipment and labor identified to perform the intended service action.

**Assessment Levels**

-  - Mobile Reprogramming
-   - Light Mobile Service
-    - Enhanced Mobile Service
-     - Advanced Mobile Service
-  - Wheel and Tire Mobile Service
-  - Not a Mobile Service Repair

**Description of each level that is used to determine the overall assessment.**

-  – Mobile Reprogramming
  - Module Programming or similar type services
  - Minimum tools maybe required other than an **IDS/FDRS** setup
  - FDRS programming that requires internet connection (wi-fi or mobile hotspot)
  - Make sure vehicle has a charge port to ensure battery voltage is maintained during flashing of the module(s)
  - Repairs not greater than 1 hour in length (including time to wait for programming)

*Note: The location will need a charging station or wall box to maintain the 12-volt battery.*
-   – Light Mobile Service
  - Interior repair procedures that do not require seat, dash, or headliner removal
  - Under hood repairs that do not require large component removal
  - Exterior repairs that do not require large component/panel removal
  - Repairs may require standard hand tools (Access to a Technician starter kit or similar)


**Safety Recall 24S64**

Certain 2024-2025 Model Year Bronco and Ranger Vehicles  
Loose or Missing Upper Ball Joint Fastener

   – Enhanced Mobile Service

- ***A two-person process is required anytime a procedure requires work under the vehicle***
- Brake Inspection and Brake Repair/Replacement
- Limited Suspension Component replacement (no alignment)
- Under Vehicle access for limited repairs (no large component removal)
- Vehicle Check Up - VCU
- Pre-Delivery Inspection - PDI
- Used Car Inspection/Presale Inspection
- May require floor jack, jack stands, and impact tools

*Note: Wheel lock may be required.*

    – Advanced Mobile Service

- Fluid Exchange/Oil Change
- Light Repairs
- Brake Hydraulic Repairs

 – Wheel and Tire Mobile Service

- Tire Removal from Wheel
- Tire Balancing
- Tire Repair

*Note: Specialized Mobile Service unit and equipment including Tire balancer and Tire Changer required.*

 – Not a Mobile Service Repair

- Large component removal
- BEV Battery Replacement
- Requires a vehicle hoist – to complete the repair (more than inspection)
- Required vehicle alignment
- Requires significant vehicle disassembly
- Repairs greater than 2-3 hours
- Any repairs that require M-Time
- Includes a service procedure where the vehicle owner may be distressed about the state of their vehicle

24S64

## Mobile Repair / Vehicle Pick-Up and Delivery Record

VIN \_\_\_\_\_ received (check one):

- Mobile Repair
- Pick-up and/or delivery service

As outlined below for the 24S64 Field Service Action program.

Mobile Repair – Date: \_\_\_\_\_

OR

Pick-up – Date: \_\_\_\_\_

Delivery – Date: \_\_\_\_\_

\_\_\_\_\_  
Repair Order #

\_\_\_\_\_  
Repair Order Date

\_\_\_\_\_  
Service Manager Signature

\_\_\_\_\_  
Date

**Ford Motor Company**  
**Recall Reimbursement Plan for 24S64**

*Ford and Lincoln dealers are in the best position to quickly and efficiently process reimbursement requests. However, federal legislation requires all motor vehicle manufacturers to establish processes through which customers may seek recall reimbursement directly from the manufacturer or the dealers.*

*Regarding the specific reimbursement plan for Recall # 24S64, owners who have paid for service to remedy the defect or noncompliance must have had that service performed before December 6, 2024. After this date, if repairs related to this recall are performed by a non-Ford repair facility in an emergency, customers must submit any refund requests through their dealership. As required by this federal regulation, Ford Motor Company submitted the details of its latest General Recall Reimbursement Plan in a letter to the National Highway Traffic Safety Administration (NHTSA) in May 2021. The following is the text of that letter and the Plan:*

**General Recall Reimbursement Plan**  
(As submitted to the NHTSA)

Pursuant to the requirements set forth in 49 CFR Part 573 and Part 577 of the Code of Federal Regulations, Ford Motor Company (Ford) is submitting required information pertaining to our general reimbursement plan for the cost of remedies paid for by vehicle owners before they are notified of a related safety recall.

Set forth below is Ford's general plan to reimburse owners and purchasers for costs incurred for remedies in advance of notification of potential safety-related defects or noncompliances pursuant to Part 573.6 (c)(8)(i). This plan has not changed since our May 5, 2021 submission.

Reimbursement Notification

Ford's notice to a vehicle owner in accordance with 49 CFR Part 577 will indicate that Ford is offering a refund if the owner paid to have service to remedy the defect or noncompliance prior to a specified ending date. In accordance with Part 573.13 (c)(2), this ending date will be defined as a minimum of ten calendar days after the date on which Ford mailed the last of its Part 577 notifications to owners and will be indicated in the specific reimbursement plan available to owners for an individual recall. This notice will direct owners to seek eligible reimbursement through authorized dealers or, at their option, directly through Ford at the following address:

Ford Motor Company  
P.O. Box 6251  
Dearborn, MI 48121-6251

Ford notes that this rule allows for the identification of a beginning date for reimbursement eligibility. Under the rule, an owner who paid to remedy the defect or noncompliance prior to the identified beginning date would not be eligible for reimbursement. Ford generally has not established such a beginning date for reimbursement eligibility and does not presently anticipate changing this general policy. However, in any case where Ford determines a beginning date is appropriate, Ford will indicate that date in the owner notice. As permitted by 577.11(e), Ford may not include a reimbursement notification when all vehicles are well within the warranty period, subject to approval by the Agency.

## Costs to be Reimbursed

For vehicles, reimbursement will not be less than the lesser of:

- The amount paid by the owner for the remedy that specifically addressed and was reasonably necessary to correct the defect or noncompliance that is the subject of the recall, or
- The cost of parts for the remedy (to be no more than the manufacturer's list retail price for authorized part(s), plus associated labor at local labor rates, miscellaneous fees (such as disposal of waste) and taxes.

For replacement equipment, reimbursement will be the amount paid by the owner for the replacement item (limited by the amount of the retail list price of the defective or noncompliant item that was replaced, plus taxes, where the brand or model purchased by the owner was different than the brand or model that was the subject of the recall). If the item of motor vehicle equipment was repaired, the reimbursement provisions identified above for vehicles will apply.

Ford notes that costs incurred by the owner within the period during which Ford's original or extended warranty would have provided for a free repair of the problem will not be eligible for reimbursement, as provided by Part 573.13 (d)(1).

## Entities Authorized to Provide Reimbursement

Ford will continue to use authorized dealers to reimburse owners under the specific reimbursement plans for a particular recall and will encourage owners to pursue requests for reimbursement directly through dealers to expedite reimbursement. Ford will also provide a mailing address to which customers can, at their option, send requests for reimbursement directly to Ford, as previously noted. Requests for reimbursement sent directly to Ford may take up to 60 days to process. Whether the owner chooses to pursue reimbursement requests through a dealer or directly through Ford, the owner will be directed to submit the required documentation, upon which reimbursement eligibility will be determined.

## Required Documentation

The reimbursement determination will depend upon the information provided by the customer. Consistent with Part 573.13 (d)(4) the following information must be submitted:

- Claimant name and address
- Vehicle make, model and model year
- Vehicle identification number (VIN) and, for replacement equipment, a description of such equipment or, for tires, the model, size and TIN (DOT code)
- Identification of the recall number (either the Ford recall number or the NHTSA recall number)
- Identification of the owner of the recalled vehicle at the time that the pre-notification remedy was obtained
- An original receipt for the pre-notification remedy that includes a breakdown of the amount for parts, labor, other costs and taxes, including costs for the replacement item. Where the receipt covers work other than to address the recall or noncompliance, Ford may require the claimant to separately identify costs that are eligible for reimbursement.
- If the remedy was obtained during the warranty repair did not correct the problem related to the recall

Failure to submit all the above information may result in denial of the reimbursement request.

Additional Information

The Part 577 required owner notice will provide a toll-free telephone number through which specific information about the reimbursement plan can be requested from Ford. This general reimbursement plan will be incorporated into notifications pursuant to Part 573.6 by reference. Information specific to an individual recall also may be incorporated into the Part 573.6 notification.