

July 2024  
F1000 A-C  
NHTSA #24V-335  
NHTSA School Bus #24V-336  
Transport Canada #2024-272

## Subject: Intellipark Parking Valve Module

**Models Affected: Specific model years 2024-2025 Freightliner Business Class M2 vehicles; and Thomas Built Buses Saf-T-Liner C2, and Saf-T-Liner Jouley buses, manufactured October 9, 2023, through April 29, 2024.**

### General Information

Daimler Truck North America LLC, on behalf of its Freightliner Trucks Division, and wholly owned subsidiary Thomas Built Buses (TBB), has decided that a defect that relates to motor vehicle safety exists on the vehicles mentioned above.

The park valve module rubber ball seal may fracture or leak, which can result in park brake failure or unexpected park brake engagement while driving, increasing the risk of a crash.

A Daimler Truck North America authorized service facility will replace the parking valve module.

There are approximately 620 vehicles involved in this campaign.

#### Additional Repairs

Dealers must complete all outstanding Recall and Field Service campaigns prior to the sale or delivery of a vehicle. A Dealer will be liable for any progressive damage that results from its failure to complete campaigns before sale or delivery of a vehicle.

Owners may be liable for any progressive damage that results from failure to complete campaigns within a reasonable time after receiving notification.

### Work Instructions

Please refer to the attached work instructions. Prior to performing the campaign, check the vehicle for a completion sticker (Form WAR260).

### Replacement Parts

Replacement parts are now available and can be obtained by ordering the part number(s) listed below from your facing Parts Distribution Center.

If our records show your dealership has ordered any vehicles involved in campaign number CAMPAIGN F1000, a list of the customers and vehicle identification numbers will be available in OWL. Please refer to this list when ordering parts for this recall.

**Table 1** - Replacement Parts for F1000

25-F1000-000

Campaign Number	Part Description	Part Number	Qty.
F1000 A	DASH VALVE	BW K282134	1 ea
F1000 B	VALVE-PVM,PRK BRAKE,NON-TOWING	BW K273523	1 ea
F1000 C	VALVE-PVM,PRK BRK,TOWING	BW K273520	1 ea
F1000 A-C	Completion Sticker	WAR260	1 ea

**Table 1**

July 2024  
F1000 A-C  
NHTSA #24V-335  
NHTSA School Bus #24V-336  
Transport Canada #2024-272

## Removed Parts

U.S. and Canadian Dealers, please follow Warranty Failed Parts Tracking shipping instructions for the disposition of all removed parts. Export distributors, please destroy removed parts unless otherwise advised.

## Labor Allowance

**Table 2** - Labor Allowance

Campaign Number	Procedure	Time Allowed (hours)	SRT Code	Corrective Action
F1000 A-C	Park Valve Module R/R	0.6	996-R237A	12-Repair Recall/Campaign

**Table 2**

**IMPORTANT:** When the Recall has been completed, locate the base completion label in the appropriate location on the vehicle, and attach the red completion sticker provided in the recall kit (Form WAR260). If the vehicle does not have a base completion label, clean a spot on the appropriate location of the vehicle and first attach the base completion label (Form WAR259). If a recall kit is not required or there is no completion sticker in the kit, write the recall number on a blank sticker and attach it to the base completion label.

## Claims for Credit

You will be reimbursed for your parts, labor, and handling (landed cost for Export Distributors) by submitting your claim through the Warranty system within 30 days of completing this campaign. Please reference the following information in OWL:

- Claim type is **Recall Campaign**.
- In the Campaign field, enter the campaign number and appropriate group (e.g. **F1000-A, F1000-B, etc.**).
- In the Primary Failed Part field, enter **25-F1000-000**.
- In the Parts section, enter the appropriate part number(s) as shown in the Replacement Parts Table.
- In the Labor section, enter the appropriate SRT from the Labor Allowance Table. Administrative time will be included automatically as SRT 939-6010A for 0.3 hours.
- The VMRS Component Code is **F99-999-005** and the Cause Code is **A1 - Campaign**.
- **U.S. and Canada -- Reimbursement for Prior Repairs.** When a customer asks about reimbursement, please do the following:
  - Accept the documentation of the previous repair.
  - Make a brief check of the customer's paperwork to see if the repair may be eligible for reimbursement. (See the "Copy of Owner Letter" section of this bulletin for reimbursement guidelines.)
  - Submit an OWL Recall Pre-Approval Request for a decision.
  - Attach the documentation to the pre-approval request.
  - If approved, submit a based on claim for the pre-approval.
  - Reimburse the customer the appropriate amount.

**IMPORTANT:** OWL must be viewed prior to performing the recall to ensure the vehicle is involved and the campaign has not been previously completed. Also, check for a completion sticker prior to beginning work.

For questions, U.S. and Canadian dealers, contact the Warranty Campaigns Department from 7:00 a.m. to 4:00 p.m. Pacific Time, Monday through Friday, via Web inquiry at DTNACconnect.com / WSC, or the Customer

**July 2024  
F1000 A-C  
NHTSA #24V-335  
NHTSA School Bus #24V-336  
Transport Canada #2024-272**

Assistance Center at (800) 385-4357, after normal business hours, if you have any questions or need additional information. Export distributors, submit a Web inquiry or contact your International Service Manager.

U.S. and Canadian Dealers: To return excess kit inventory related to this campaign, U.S. dealers must submit a Parts Authorization Return (PAR) to the Memphis PDC. Canadian dealers must submit a PAR to their facing PDC. All kits must be in resalable condition. PAR requests must include the original purchase invoice number. Export Distributors: Excess inventory is not returnable.

The letter notifying U.S. and Canadian vehicle owners is included for your reference.

Please note that the National Traffic and Motor Vehicle Safety Act, as amended (Title 49, United States Code, Chapter 301), requires the owner's vehicle(s) be corrected within a reasonable time after parts are available to you. The Act states that failure to repair a vehicle within 60 days after tender for repair shall be prima facie evidence of an unreasonable time. However, circumstances of a particular situation may reduce the 60 day period. Failure to repair a vehicle within a reasonable time can result in either the obligation to (a) replace the vehicle with an identical or reasonably equivalent vehicle, without charge, or (b) refund the purchase price in full, less a reasonable allowance for depreciation. The Act further prohibits dealers from selling a vehicle unless all outstanding recalls are performed. Any lessor is required to send a copy of the recall notification to the lessee within 10 days. Any subsequent stage manufacturer is required to forward this notice to its distributors and retail outlets within five working days.

July 2024  
F1000 A-C  
NHTSA #24V-335  
NHTSA School Bus #24V-336  
Transport Canada #2024-272

## Copy of Notice to Owners

### Subject: Intellipark Parking Valve Module

**For the Notice to U.S. Customers:** This notice is sent to you in accordance with the requirements of the National Traffic and Motor Vehicle Safety Act. **For the Notice to Canadian Customers:** This notice is sent to you in accordance with the requirements of the Motor Vehicle Safety Act. This is to inform you that your vehicle may contain a defect that could affect the safety of a person.

Daimler Truck North America LLC (DTNA), on behalf of its Freightliner Trucks Division, and wholly owned subsidiary, Thomas Built Buses (TBB), has decided that a defect, which relates to motor vehicle safety, exists in certain model years 2024-2025 Freightliner Business Class M2 vehicles; and TBB Saf-T Liner C2 and Saf-T Liner C2 Jouley buses, manufactured October 9, 2023, through April 29, 2024.

The park valve module rubber ball seal may fracture or leak, which can result in park brake failure or unexpected park brake engagement while driving, increasing the risk of a crash.

A Daimler Truck North America authorized service facility will replace the parking valve module. The Recall will take approximately one hour and will be **performed free of charge**.

Please contact an authorized Daimler Truck North America dealer to arrange to have the Recall performed and to ensure that parts are available at the dealership. To locate an authorized dealer, search online at <https://northamerica.daimlertruck.com/>. Scroll down to "Locate a Dealer" and select the appropriate brand. You may also confirm your vehicle's involvement in this recall at the following URL: <https://dtna-dlrinfo.prd.freightliner.com:48518/VinLookup/vin-module/getVinLookupPage>.

You may be liable for any progressive damage that results from your failure to complete the Recall within a reasonable time after receiving notification.

If you do not own the vehicle that corresponds to the identification number(s) which appears on the Recall Notification, please return the notification to the Warranty Campaigns Department with any information you can furnish that will assist us in locating the present owner. If you have leased this vehicle, Federal law requires that you forward this notice to the lessee within ten days. If you are a subsequent stage manufacturer, Federal law requires that you forward this notice to your distributors and retail outlets within five working days. If you have paid to have this recall condition corrected prior to this notice, you may be eligible to receive reimbursement. Please see the reverse side of this notice for details.

If you have questions about this Recall, please contact the Warranty Campaigns Department at (800) 547-0712, 7 a.m. to 4 p.m. Pacific Time, Monday through Friday, e-mail address: [dtna-war-campaigns@daimlertruck.com](mailto:dtna-war-campaigns@daimlertruck.com). For other concerns, you may contact the Customer Assistance Center at (800) 385-4357. **For the Notice to U.S. Customers:** If your manufacturer, distributor, or dealer fails to remedy the defect or noncompliance without charge and within a reasonable time, you may wish to submit a complaint to the Administrator, National Highway Traffic Safety Administration, 1200 New Jersey Avenue SE, Washington, DC 20590; or call the Vehicle Safety Hotline at (888) 327-4236 (TTY: 800-424-9153); or go to <http://www.nhtsa.gov>. **For the Notice to Canadian Customers:** If you have a safety concern relating to this Recall, you may wish to contact Transport Canada –Motor Vehicle Safety at, 80 rue Noel, Gatineau, Quebec J8Z 0A1 or phone (800) 333-0510.

We regret any inconvenience this action may cause but feel certain you understand our interest in motor vehicle safety.

WARRANTY CAMPAIGNS DEPARTMENT

Enclosure

July 2024  
F1000 A-C  
NHTSA #24V-335  
NHTSA School Bus #24V-336  
Transport Canada #2024-272

## **Reimbursement to Customers for Repairs Performed Prior to Recall**

If you have already **paid** to have this recall condition corrected you may be eligible to receive reimbursement.

Requests for reimbursement may include parts and labor. Reimbursement may be limited to the amount the repair would have cost if completed by an authorized Daimler Truck North America LLC dealer. The following documentation must be presented to your dealer for consideration for reimbursement.

Please provide original or clear copies of all receipts, invoices, and repair orders that show

- The name and address of the person who paid for the repair
- The Vehicle Identification Number (VIN) of the vehicle that was repaired
- What problem occurred, what repair was done, when the repair was done
- Who repaired the vehicle
- The total cost of the repair expense that is being claimed
- Proof of payment for the repair (such as the front and back of a cancelled check or a credit card receipt)

Reimbursement will be made by check from your Daimler Truck North America LLC dealer.

Please speak with your Daimler Truck North America LLC authorized dealer concerning this matter.

July 2024  
F1000 A-C  
NHTSA #24V-335  
NHTSA School Bus #24V-336  
Transport Canada #2024-272

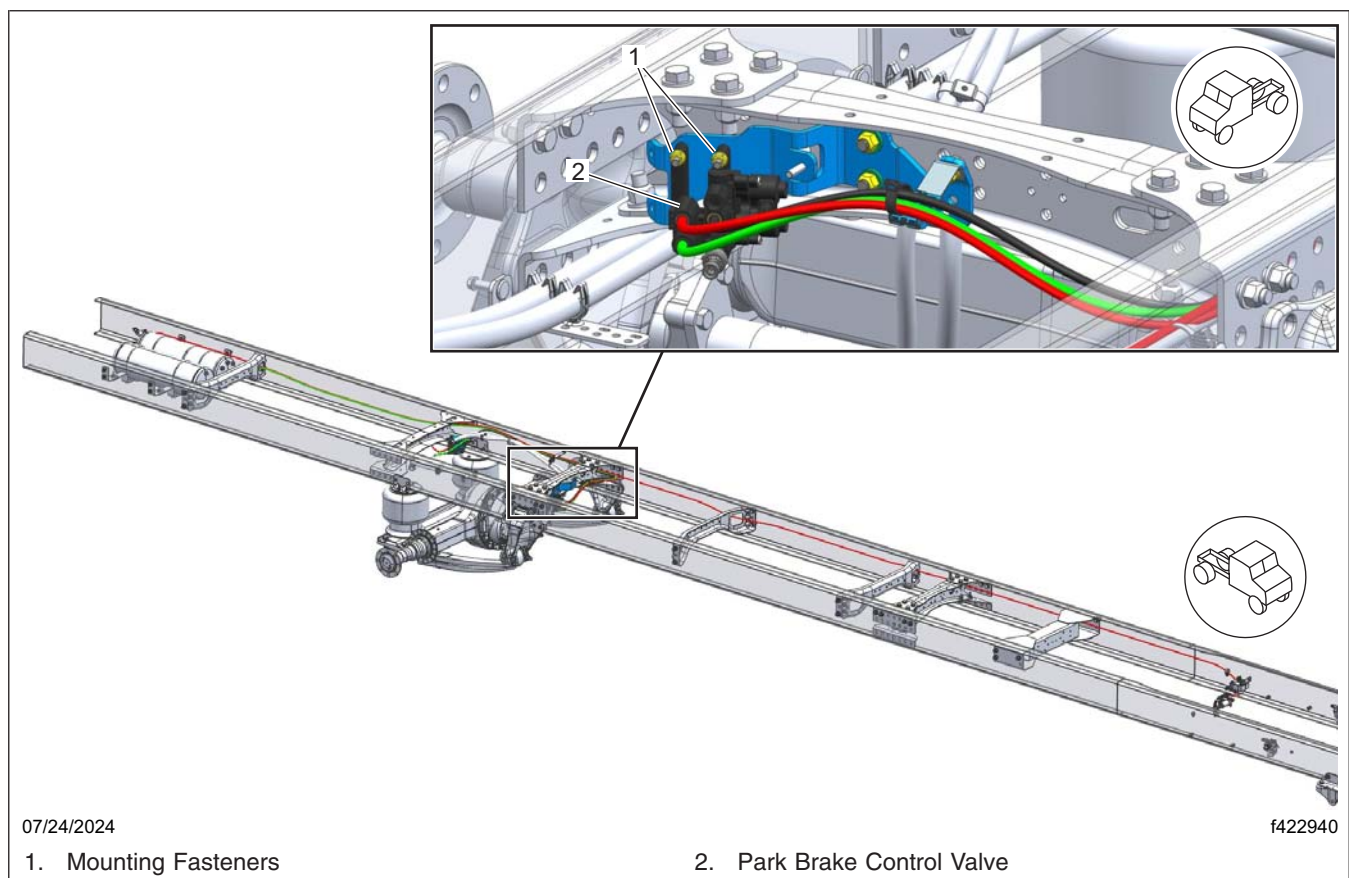
## Work Instructions

### Subject: Intellipark Parking Valve Module

**Models Affected:** Specific model years 2024-2025 Freightliner Business Class M2 vehicles; and Thomas Built Buses Saf-T-Liner C2, and Saf-T-Liner Jouley buses, manufactured October 9, 2023, through April 29, 2024.

### F1000 A – Replacement of the Parking Valve Module

1. Park the vehicle on a level surface, shut down the engine, and set the parking brake. Chock the tires.
2. Drain the air tanks to remove air pressure from the system.
3. Locate the park brake control valve mounted above the rear axle of the vehicle. See [Fig. 1](#).
4. Disconnect the two harness connections from the valve.
5. Disconnect the air lines from the fittings in the control valve. Take note of the air line configuration.
6. Remove the two fasteners that hold the control valve to the bracket. See [Fig. 1](#).



**Fig. 1, Location of the Park Brake Control Valve**

July 2024  
F1000 A-C  
NHTSA #24V-335  
NHTSA School Bus #24V-336  
Transport Canada #2024-272

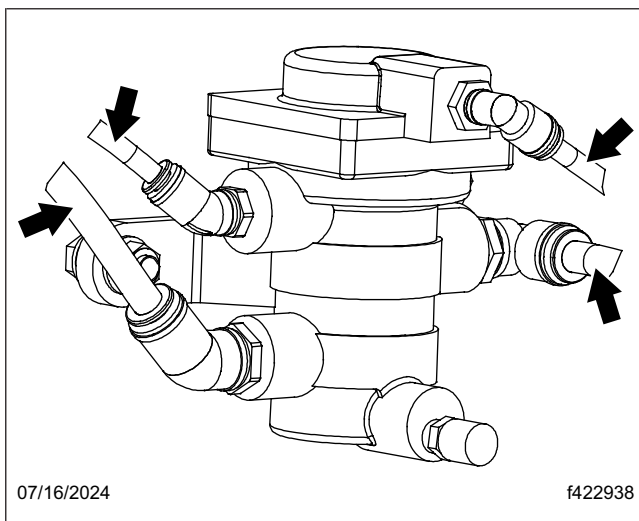
7. Install the new control valve (BW K282134) on the bracket, and tighten the fasteners 13 lbf-ft (18 N-m).
8. Connect the 3/8-inch **black** air line to the most inboard port.
9. Connect the 3/8-inch **green** air line to the bottom-most port.
10. Connect the 3/8-inch **red** air line to the remaining air line port.

**IMPORTANT:** To prevent air leakage, while connecting the air lines, make sure the air lines are seated firmly into the ports.

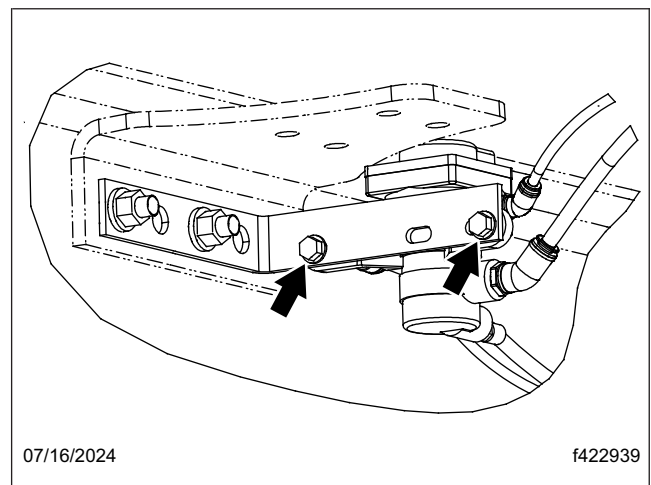
11. Connect the harnesses to the new control valve.
12. Build up normal operating pressure in the air system. Check all air lines and connections for leaks. Eliminate all leaks.
13. Test the functionality of the parking brake and verify no malfunction indicator lamps (MILs) are present on the instrument cluster.

## F1000 B, C – Replacement of the Parking Valve Module

1. Check the base label (Form WAR259) for a completion sticker for F1000 (Form WAR260), indicating this work has been done. The base label is usually located on the passenger-side door, about 12 inches (30 cm) below the door latch. If a completion sticker is present, no work is needed. If a completion sticker is not present, proceed to the next step.
2. Park the vehicle on a level surface, shut down the engine, and set the parking brake. Chock the tires.
3. Drain the air system.
4. Disconnect the batteries.
5. Disconnect the air lines. See [Fig. 2](#).
6. Remove the air line fittings.
7. Remove the two fasteners that attach the parking valve module to the mounting bracket. See [Fig. 3](#).



**Fig. 2, Parking Valve Module Air Lines**



**Fig. 3, Parking Valve Module Mounting Bolts**

8. Install the new module on the mounting bracket and tighten the fasteners 106 to 159 lbf-in (1200 to 1800 N-cm).

July 2024  
F1000 A-C  
NHTSA #24V-335  
NHTSA School Bus #24V-336  
Transport Canada #2024-272

9. Install the original fittings on the new module.
10. Connect the air lines.
11. Leak test the fittings. For instructions, see **Chapter 16.27** of the applicable workshop manual.
12. Connect the batteries.
13. Charge the air system and test the module.
14. Clean a spot on the base label (Form WAR259), and attach a campaign completion sticker for F1000 (Form WAR260), indicating this work has been completed.