



RRC-78-24-001-1: Replace Accelerator Pedal

Rivian has decided that a defect which relates to motor vehicle safety exists in certain model year 2022 Rivian R1T and R1S vehicles that were built with an early revision accelerator pedal. The vehicle may not automatically go into "auto-hold" or "park". In extreme cases, this condition may cause the vehicle to creep forward very slowly. If this occurs, the driver will be required to take other action to place the vehicle into "hold" or "park", such as depressing the brake pedal and/or pressing the "park" button. If the vehicle does not automatically go into "auto-hold" or "park", this may increase the risk of a crash. Rivian is not aware of any crashes, injuries, or fatalities related to this condition. Pursuant to its recall determination, Rivian will update the vehicle software and replace the accelerator pedal on the affected vehicles.

Document Type	Safety Recall Bulletin
Date	January 2, 2024
Affected Region(s)	USA, Canada
Affected Model(s)	R1T, R1S
Model Year(s)	2022
Approximate Build Dates	June 2021 - October 2022
 Refer to Open Containments in ServiceOS to determine if this document applies to a specific vehicle.	
Vehicle System	78 - Low Voltage Electrical
Minimum Service Location	Mobile


Required Parts

Part Number	Quantity	Engineering Name	Service Name/Notes
PT00002543-F	1	PEDAL - ACCELERATOR ADVENTURE;LHD	Pedal, Accelerator

 **Attention:** The parts listed in this table are only for unique steps that are called out in this bulletin. Some sections of this bulletin might refer to Service Manual procedures which require additional parts. Always review the bulletin and all potentially related Service Manual procedures before ordering parts and beginning work.

Procedure

1. Check the vehicle's software version.
If the software level is earlier than 2023.46.01: Update the vehicle software to the latest available version. Continue to the next step.

 **Note:** If unsuccessful, escalate for diagnostic assistance.

If the software level is 2023.46.01 or later: Continue to the next step.

2. Replace: Pedal, Accelerator (refer to service manual procedure 782610010).
3. Reinstall all components that were removed for access and replace all non-reusable components. Refer to the service manual procedures referenced in this document for additional component reusability information and torque specifications.

Labor Codes

Labor Code	Description
RRC782400100	RRC-78-24-001 not applicable
RRC782400101	Replace accelerator pedal, vehicle software update not required
RRC782400102	Update vehicle software, replace accelerator pedal
<i>Contact ServiceDocumentFeedback@rivian.com regarding labor codes and document content.</i>	