



## Volvo Car Customer Service

QB Instruction VCC-528308-1

<b>Title</b>	Airbag, passenger side	<b>Page</b>	1 ( 4 )
<b>Action</b>	Installation	<b>Operation number:</b>	97834-2

Issue	Date	Reason
1	2023-11	First issue

### Affected vehicles

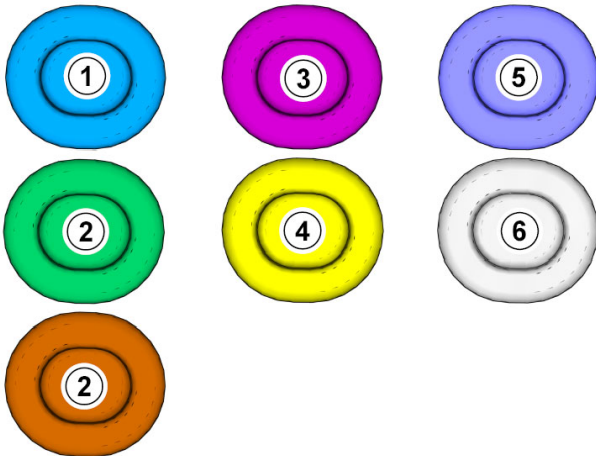
Model year	Model
2019, 2020, 2021, 2022, 2023, 2024	S60 (19-)

### Materials

Materials	Qty.	Part No.	Notes
Sems screw	1.0	30640812	

### Color symbols

**Note! Removal steps in this procedure may contain installation details.**

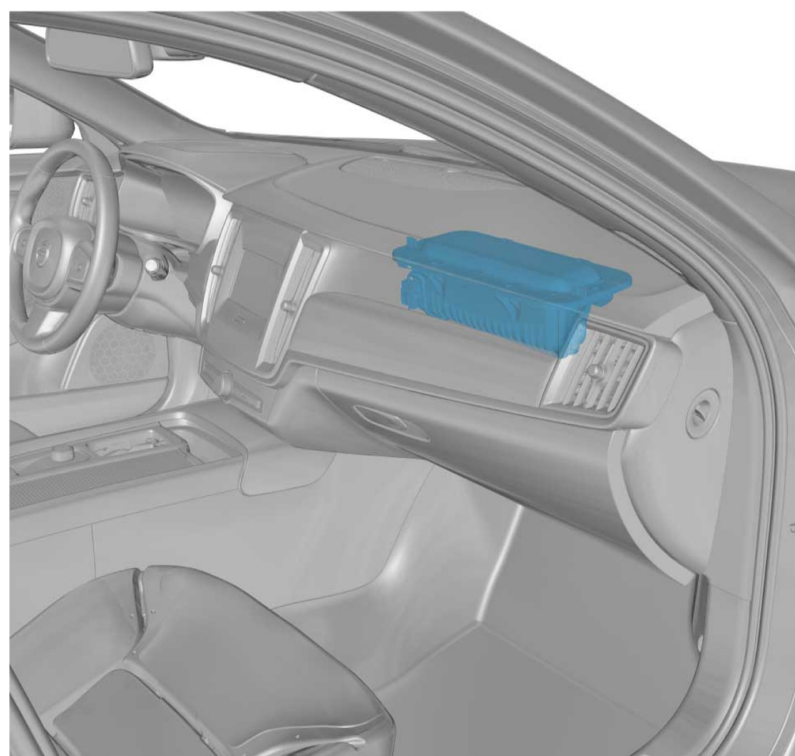


**Note! This colour chart displays (in colour print and electronic version) the importance of the different colours used in the images of the method steps.**

- 1 . Used for focused component, the component with which you will do something.
- 2 . Used as extra colors when you need to show or differentiate additional parts.
- 3 . Used for attachments that are to be removed/installed. May be screws, clips, connectors, etc.
- 4 . Used when the component is not fully removed from the vehicle but only hung to the side.
- 5 . Used for standard tools and special tools.
- 6 . Used as background color for vehicle components.

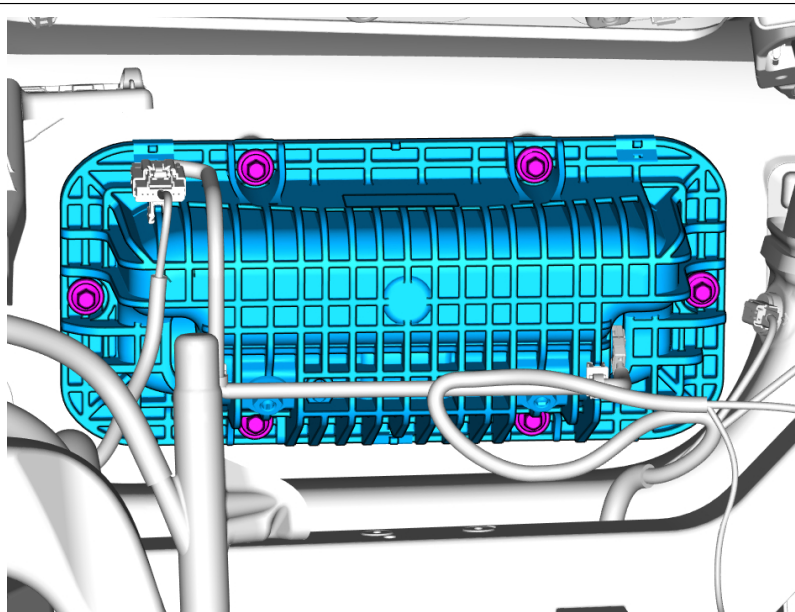
### Removal

**Note! Removal steps in this procedure may contain installation details.**



**Note! Orientation view**

Remove glove compartment , refer to:  
8 - Body and interior  
88 - Interior equipment  
882 - interior equipment



Check that the screws are tightened to the specified torque.  
Install component if it is missing  
PN-(30640812)

**Torque:** Airbag, to Dash board , 9 Nm

**Installation**

To install, reverse the removal procedure.