


## RECALL 23V774 / 2023-618 REMEDY INSTRUCTIONS

	Make(s): FORESTER & SUNSEEKER Model(s): MANY, SEE BELOW Model Year(s): 2022 - 2024	Repair Code: RC-041-03-00-004456 Allotted Time: .25 HRS. Inspection Code: N/A Allotted Time: N/A
	Concern: The park brake signal wire may not have been wired to the house battery control center.	Photo(s) Required: NO Prior Authorization Required: NO Part(s) Kit Number: F100489372 Part(s) Return: N/A

Turn off LP Gas at LPG Tank(s). Place vehicle in (P) Park and engage the Parking Brake. Disconnect the vehicles' battery Positive and Negative, disconnect any House battery(s) Positive and Negative, if equipped with a generator ensure it is off and lastly, ensure the vehicle is disconnected from shore power. Block any tires/wheels to prevent the vehicle from rolling. Failure to do so may result in electrocution, fire or other personal injury, property damage and/or death.

CERTAIN 2022 – 2024: FORESTER - FRC2371AFT  
CERTAIN 2022 – 2023: SUNSEEKER - SSC2370FT  
CERTAIN 2022 – 2024: SUNSEEKER - SSC2370AFT

STEP 1: OVEREXTEND THE GLOVE BOX. USE SMALL PRY TOOL IN THE TOP LEFT & RIGHT CORNERS AS NEEDED TO HELP DISLOCATE THE GLOVE BOX; (FIGURE 1);

STEP 2: LOCATE THE WIRE HARNESS IN THE RIGHT BOTTOM CORNER (FIGURE 2);

STEP 3: LOCATE THE WHITE WIRE THAT IS BELL CAPPED TO 2 BLACK & YELLOW WIRES (FIGURE 2);

- CUT OFF THE WHITE WIRE AT THE BELL CAP

STEP 4: LOCATE THE WHITE WIRE W/ PURPLE STRIPE IN THE NEW HARNESS PROVIDED (FIGURE 3);

- USING THE CUT OFF WIRE FROM STEP 3, CONNECT THE WHITE WIRE TO THE WHITE WIRE W/ PURPLE STRIPE IN THE NEW HARNESS PROVIDED; (FIGURE 4);

STEP 5: CONNECT NEW HARNESS TO THE UNUSED CHASSIS PLUG FOUND IN THE TOP RIGHT CORNER BEHIND THE GLOVE BOX AREA; (FIGURE 5);

- BE SURE TO SNAP DOWN THE HARNESS LOCK (FIGURE 6);
- TUCK ALL WIRES IN THE CORNER & ZIP TIE AS NEEDED SO GLOVE BOX CAN MOVE FREELY.

STEP 6: ENSURE THE GLOVE BOX WORKS AS NORMAL AND CLOSE THE GLOVE BOX;

STEP 7: TEST SLIDE OUT WITH THE IGNITION & ENGINE RUNNING & PARKING BRAKE ENGAGED FOR NORMAL OPERATION, THEN TEST SLIDE OUT WITH THE ENGINE RUNNING BUT **WITHOUT** THE EMERGENCY BRAKE SET AND ENSURE THE SLIDE OUT DOES NOT OPERATE.

**PHOTOS ARE ON FOLLOWING PAGE FOR REFERENCE**

# RECALL 23V774 / 2023-618 REMEDY INSTRUCTIONS



Make(s): FORESTER & SUNSEEKER  
Model(s): MANY, SEE BELOW  
Model Year(s): 2022 - 2024

Concern:  
The park brake signal wire may not have been wired to the house battery control center.

Repair Code: RC-041-03-00-004456  
Allotted Time: .25 HRS.  
Inspection Code: N/A  
Allotted Time: N/A  
Photo(s) Required: NO  
Prior Authorization Required: NO  
Part(s) Kit Number: F100489372  
Part(s) Return: N/A

FIGURE 1



FIGURE 2



FIGURE 3




FIGURE 4




FIGURE 5



FIGURE 6

