



Compliance Recall

Code: 60G3

Subject Panoramic Glass Roof Interior Sunshade

Document History

Date	Summary
01/19/2024	Canada customer letter updated.
12/06/2023	Updated vehicle counts. Updated outside material claiming amount.
12/05/2023	Original publication

Affected Vehicles

Country	Beginning Model Year	Ending Model Year	Vehicle	Vehicle Count
USA	2023	2024	ID4	24,025
CAN	2023	2024	ID4	2,744

Check Campaigns/Actions screen in ELSA on the day of repair to verify that a VIN qualifies for repair under this action. ELSA is the only valid campaign inquiry & verification source.

- ✓ Campaign status must show "open."
- ✓ If ELSA shows other open action(s), inform your customer so that the work can also be completed at the same time the vehicle is in the workshop for this campaign.

Problem Description

The interior sunshade of the panoramic glass roof may not consistently meet the requirements of FMVSS 302/CMVSS 302, Flammability of Interior. Materials. In a fire, fabric that doesn't meet flammability requirements could increase the risk of injury.

Corrective Action

Apply a fabric flame retardant onto the material of the roller sunshade.

Code Visibility

On November 10, 2023, the campaign code was applied to affected vehicles.

Owner Notification

Owner notification began in December 2023. Owner letter examples are included in this bulletin for your reference.

Additional Information

Please alert everyone in your dealership about this action, including Sales, Service, Parts and Accounting personnel. Contact Warranty if you have any questions.

IMPORTANT REMINDER ON VEHICLES AFFECTED BY SAFETY & COMPLIANCE RECALLS

New Vehicles in Dealer Inventory: It is a violation of federal law for a dealer to deliver a new motor vehicle or any new or used item of motor vehicle equipment (including a tire) covered by this notification under a sale or lease until the defect or noncompliance is remedied. By law, dealers must correct, prior to delivery for sale or lease, any vehicle that fails to comply with an applicable Federal Motor Vehicle Safety Standard or that contains a defect relating to motor vehicle safety.

Pre-Owned Vehicles in Dealer Inventory: Dealers should not deliver any pre-owned vehicles in their inventory which are involved in a safety or compliance recall until the defect has been remedied.

Dealers must ensure that every affected inventory vehicle has this campaign completed before delivery to consumers.

Fill out and affix Campaign Completion Label (CAMP 010 000) after work is complete. Labels can be ordered at no cost via the Compliance Label Ordering portal at www.vw.com.

Parts Information

Criteria	Quantity	Part Number	P.O.C. Part Description	Ordering Method (see description below)
01	1/7 of a bottle	EXD133458	Flame retardant spray (650 ml bottle)	Free Order

Parts Control Type: Free Order	Parts will be on Free Order.
---	------------------------------

Initial Allocation: YES	Dealers will be sent an initial allocation prior to customer notification. If no initial allocation was received, please reference the Repair Projection Tool (below) to view your potential VIN population.
--	--

Repair Projection Tool: (right click to open)	
--	---

NOTE

Campaign parts should always be ordered as per the parts information in this circular. The ordering system will supersede the part, if applicable.

Claim Entry Instructions

The labor times listed here may differ from the labor operations and labor times listed in ELSA.

After campaign has been completed, enter claim as soon as possible to help prevent work from being duplicated elsewhere. Attach the ELSA screen print showing action open on the day of repair to the repair order.

If customer refused campaign work:

- ✓ U.S. dealers: Submit request via WISE under the *Campaigns/Update/Recall Closure* option.
- ✓ Canada dealers: Upload the repair order [signed by customer] to Volkswagen WIN/Operations/Campaign Closure.

Service Number	60G3		
Damage Code	0099		
Parts Vendor Code	WWO		
Claim Type	Sold vehicle: 7 10 Unsold vehicle: 7 90		
Causal Indicator	Mark labor as causal		
Vehicle Wash/Loaner	<p>Do not claim wash/loaner under this action</p> <p>U.S.A.: Loaner/rental coverage cannot be claimed under this action. However, loaner/rental may be covered under the Alternate Transportation Program. Please refer to the Volkswagen Warranty Policy and Procedures Manual for loaner claims information and reimbursement details.</p> <p>Canada: Loaner/rental coverage cannot be claimed under this action. Please refer to Volkswagen Service Loaner Program to determine loaner eligibility.</p>		
Criteria I.D.	01		
	Cover interior, apply flame retardant spray, and clean glass roof panel.		
	LABOR		
	Labor Op	Time Units	Description
	6049 00 99	40	Rework Sunshade
	OUTSIDE MATERIAL		
	Quantity	Part Number	Description
	1	EXD133458	Flame retardant spray
			\$2.73 (USD) or \$3.70 (CAD)
	Please enter part number in ALL CAPS		

The repair information in this document is intended for use only by skilled technicians who have the proper tools, equipment and training to correctly and safely maintain your vehicle. These procedures are not intended to be attempted by "do-it-yourselfers," and you should not assume this document applies to your vehicle, or that your vehicle has the condition described. To determine whether this information applies, contact an authorized Volkswagen dealer. ©2024 Volkswagen Group of America, Inc. and Volkswagen Canada. All Rights Reserved.

Customer Letter Example (USA)

<MONTH YEAR>

<CUSTOMER NAME>

<CUSTOMER ADDRESS>

<CUSTOMER CITY STATE ZIPCODE>

This notice applies to your vehicle: <MODEL YEAR> <BRAND> <CARLINE>, <VIN>

NHTSA: 23V750

Subject: Compliance Recall 60G3 - Panoramic Glass Roof Interior Sunshade

Dear Volkswagen Owner,

This notice is sent to you in accordance with the National Traffic and Motor Vehicle Safety Act. Volkswagen has decided that certain 2023-2024 model year Volkswagen vehicles fail to conform to Federal Motor Vehicle Safety Standard (RMVSS) No.302, *Flammability of Interior Materials*. Our records show that you are the owner of a vehicle affected by this action.

- What is the issue?** The interior sunshade of the panoramic glass roof may not consistently meet the regulatory requirements for flammability. In a fire, fabric that doesn't meet flammability requirements could increase the risk of injury.
- What will we do?** To correct this noncompliance, your authorized Volkswagen dealer will apply a fabric flame retardant onto the material of the roller sunshade. This work will take about 2 hours to complete and will be performed for you free of charge. Please keep in mind that your dealer may need additional time for the preparation of the work, as well as to accommodate their daily workshop schedule.
- What should you do?** Please contact your authorized Volkswagen dealer without delay to schedule this recall work. To set up an appointment online, please visit www.vw.com/find-a-dealer.
- Lease vehicles and address changes** If you are the lessor and registered owner of the vehicle identified in this action, the law requires you to forward this letter immediately via first-class mail to the lessee within ten (10) days of receipt. If you have changed your address or sold the vehicle, please fill out the enclosed prepaid Owner Reply card and mail it to us so we can update our records.
- Can we assist you further?** If your authorized Volkswagen dealer fails or is unable to complete this work free of charge within a reasonable time, or if you should have any questions about this communication, please reach out to us using your preferred method of communication at www.vw.com/contact or by calling us at 800-893-5298.
- Checking your vehicle for open Recalls and Service Campaigns** To check your vehicle's eligibility for repair under this or any other recall/service campaign, please visit www.vw.com/owners/recalls and enter your Vehicle Identification Number (VIN) into the Recall/Service Campaign Lookup tool.

If you still cannot obtain satisfaction, you may file a complaint with: The Administrator, National Highway Traffic Safety Administration, 1200 New Jersey Avenue, SE., Washington, DC 20590; or call the toll-free Vehicle Safety Hotline at 1-888-327-4236 (TTY: 1-800-424-9153); or go to <http://www.safercar.gov>.

We apologize for any inconvenience this matter may cause; however we are taking this action to help ensure your safety and continued satisfaction with your vehicle.

Sincerely,

Volkswagen Customer Protection

Customer Letter Example (CANADA)

<MONTH YEAR>

<CUSTOMER NAME>

<CUSTOMER ADDRESS>

<CUSTOMER CITY STATE ZIPCODE>

This notice applies to your vehicle: <MODEL YEAR> <BRAND> <CARLINE>, <VIN>

Transport Canada Recall: 2023-602

Subject: Compliance Recall 60G3 - Panoramic Glass Roof Interior Sunshade

Dear Volkswagen Owner,

This notice is sent to you in accordance with the requirements of the *Motor Vehicle Safety Act*. This is to inform you that your vehicle may be non-compliant with the requirements of the *Motor Vehicle Safety Regulations* and that the non-compliance could affect the safety of a person. Our records show that you are the owner of a vehicle affected by this action.

What is the issue? The interior sunshade of the panoramic glass roof may not consistently meet the regulatory requirements for flammability. In a fire, fabric that doesn't meet flammability requirements could increase the risk of injury.

What will we do? Your dealer will be able to perform the work required under this recall starting on January 19, 2024.

To correct this noncompliance, your authorized Volkswagen dealer will apply a fabric flame retardant onto the material of the roller sunshade. This work will take about 2 hours to complete and will be performed for you free of charge. Please keep in mind that your dealer may need additional time for the preparation of the work, as well as to accommodate their daily workshop schedule.

What should you do? Please contact your authorized Volkswagen dealer without delay to schedule this recall work.

Lease vehicles and address changes If you are the lessor and registered owner of the vehicle identified in this letter, you shall forward this letter (and any subsequent notice, if applicable) to the lessee within ten (10) days of receipt. If you have changed your address or sold the vehicle identified in this letter, please fill out the enclosed prepaid Owner Reply Card and mail it to us so we can update our records.


Can we assist you further? If your authorized Volkswagen dealer fails or is unable to complete this work free of charge within a reasonable time, please contact Customer Relations, Monday through Friday from 8AM to 8PM EST by phone at 1-800-822-8987 or via our "Contact Us" page at www.vw.ca.

We apologize for any inconvenience this matter may cause; however we are taking this action to help ensure your safety and continued satisfaction with your vehicle.

Sincerely,

Volkswagen Customer Protection

Repair Overview



- Apply flame retardant to the sunshade.

NOTE

- These repair instructions may differ from the labor operations and labor times listed in ELSA.
- Damages resulting from improper repair or failure to follow these work instructions are the dealer's responsibility and are not eligible for reimbursement under this action.
- This procedure must be read in its entirety prior to performing the repair.
- Due to variations in vehicle equipment and options, the steps/illustrations in this work procedure may not identically match all affected vehicles.
- Diagnosis and repair of pre-existing conditions in the vehicle are not covered under this action.
- When working during extreme temperatures, it is recommended that the vehicle be allowed to acclimate inside the shop to avoid temperature-related component damage/breakage.

Required Equipment

 <p>Safety Gloves and Safety Goggles</p>	 <p>Drop Cloth (or equivalent, locally sourced)</p>
 <p>Face Mask (locally sourced)</p>	 <p>Glass Cleaner (shop supply)</p>

Repair Instruction

Section A - Check for Previous Repair


TIP

If Campaign Completion label is present, no further work is required.

Applicable criteria ID(s)	Campaign/Action Status
01 	Open 

EXAMPLE

Campaign/Action	Start	Designation
	2015-11-10	W-SERV_ACT -
	2018-12-13	RECALL -
	2017-05-16	A-RECALL -



EXAMPLE

- Enter the VIN in Elsa and proceed to the “Campaign/Action” screen.

TIP

On the date of repair, print this screen and keep a copy with the repair order.

- Confirm the Campaign/Action is open <arrow 1>. If the status is closed, no further work is required.
- Note the Applicable Criteria ID <arrow 2> for use in determining the correct work to be done and corresponding parts associated.


CRITICAL REPAIR STEP



If multiple software update Campaign/Actions are open, they must be performed in order of the Start date <arrow 3>. The oldest should be performed first.

- **All Safety Recalls must be completed prior to completing this campaign.**
- **Proceed to Section B.**

Section B – Repair Procedure



- Ensure that the sunshade <1> is completely closed.



- Cover the interior to protect it from overspray.






CAUTION

Read the product instructions for information about interactions with other chemicals and safety precautions.

- Apply the flame retardant spray per the instructions on the bottle to the entire sunshade.



- After application, allow the vehicle to sit for one hour with all of the doors and rear lid opened to allow the product to dry.



- After one hour, open the sunshade and clean any residue <1> from the glass roof panel using glass cleaner.
- Remove the interior protection covers.

Proceed to section C

Section C – Campaign Completion Label

Install Campaign Completion Label

- Fill out and affix Campaign Completion Label, part number CAMP 010 000, next to the vehicle emission control information label.

 **TIP**

Ensure Campaign Completion Label does not cover any existing label(s).