



| | |
|----------------------------|----------------------------|
| GROUP | MODEL |
| Safety Recall Campaign | 2011-2015MY Optima (TF) |
| NUMBER | DATE |
| SC284TF (Rev 1, 5/31/2024) | May 2024 |

SAFETY RECALL CAMPAIGN

HECU MULTI FUSE REPLACEMENT (SC284TF)

NOTICE

This bulletin has been revised to include additional information. New/revised sections of this bulletin are indicated by a black bar in the margin area.

This bulletin provides information to replace the multi fuse of the Hydraulic Electronic Control Unit (HECU) and junction box fuse cover and install an updated junction box label on certain 2011-2015MY Optima (TF) vehicles produced from August 12, 2010 to July 23, 2015. An engine compartment fire may occur in the area where the HECU is located. The HECU may experience an internal electrical short circuit condition that can result in overcurrent, thereby increasing the risk of an engine compartment fire while the vehicle is driven or while parked. Dealers are to install new fuses to prevent an electrical short circuit condition in the HECU's electrical circuit board. Customers may experience Illumination of the Malfunction Indicator Lamp (MIL), ABS warning light, burning/melting smell, and/or smoke from the engine compartment. Follow the procedure outlined in this publication to install a new multi fuse, junction box fuse cover and label on the applicable vehicle. Before conducting the procedure, verify that the vehicle is included in the list of affected VINs.

NOTICE

There is no charge to the vehicle owner for this repair. Under applicable law, you may not sell or otherwise deliver any affected vehicle until it has been repaired pursuant to the procedures set forth in this bulletin.

Repair status for a VIN is provided on KDealer+ (Service → Warranty Coverage → Warranty Coverage Inquiry → Campaign Information). Not completed Recall / Service Action reports are available on KDealer+ (Consumer Affairs → Not Completed Recall → Recall VIN → Select Report), which includes a list of affected vehicles.


Replacement Procedure:

1. Open the hood.


2. Disconnect the negative (-) battery terminal.



3. Remove and discard the junction box fuse cover.



4. Disengage the clip and pull up to remove the bolt cover (A).



SUBJECT:

HECU MULTI FUSE REPLACEMENT (SC284TF)

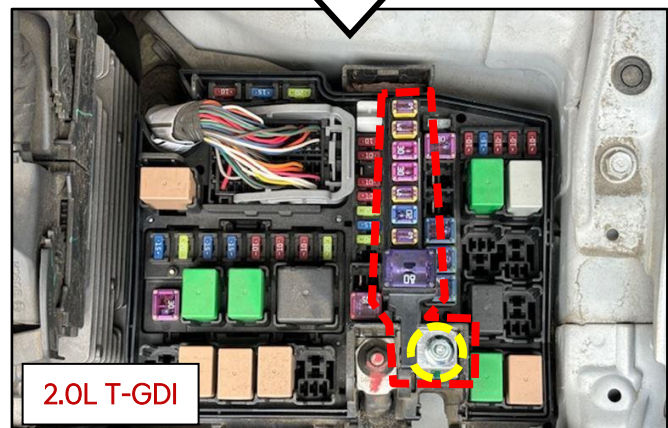



- 5a. Locate the Multi Fuse (B) for ABS1 and loosen the 10mm Multi Fuse retaining nut (C) and remove the Multi Fuse.
- 5b. Install the **new** Multi Fuse (B) and tighten the retaining nut (C).



Tightening torque for retaining nut (B):
7.2 - 8.7 lb.ft (9.8 - 11.8 N.m)


Note: The Multi Fuse designs differ between 2.4L GDI and 2.0L T-GDI vehicles.

Note: Drill a hole through the center of the removed Multi Fuse. DO NOT reuse.



SUBJECT: HECU MULTI FUSE REPLACEMENT (SC284TF)

- 6. Adhere the new fuse label to the bottom of the new junction box fuse cover, as shown.



- 7. Reinstall all removed parts in reverse order of removal.

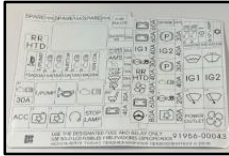




SUBJECT:

HECU MULTI FUSE REPLACEMENT (SC284TF)**AFFECTED VEHICLE RANGE:**

| Model | Production Date Range |
|-------------|----------------------------------|
| Optima (TF) | August 12, 2010 to July 23, 2015 |

REQUIRED PART:

| Part Name | Part Number | Comment | Figure | Qty. |
|------------------------|----------------|-----------------------|---|------|
| Multi Fuse & Label Kit | 91TF1 11201QQK | 11-13MY 2.4L GDI |  | 1 |
| | 91TF2 11201QQK | 11-13MY 2.0L T-GDI |  | 1 |
| | 91TF3 11201QQK | 14-15MY 2.4L GDI |  | 1 |

Note: Order Quantity will be controlled by a UIO% per dealer net submitted warranty claims. No VIN entry will be required. To keep the supply of parts flowing, please be sure to expedite warranty claim filing. As supply becomes more available, the maximum order quantity limit may be increased or removed.

WARRANTY INFORMATION:**N Code: N99 C Code: C99**

| Claim Type | Causal P/N | Qty. | Repair Description | Labor Op Code | Op Time | Replacement P/N | Qty. |
|------------|-------------|------|---|---------------|------------|--|------|
| R | 58920 4U000 | 0 | (SC284TF) HECU Multi Fuse and Label Kit Installation | 241035R5 | 0.3 M/H | 91TF1 11201QQK or 91TF2 11201QQK or 91TF3 11201QQK | 1 |

Note: Refer to [Warranty Bulletin 2024-30](#) for claim submission procedures. Manually enter sublet code 'X2' for reimbursement of one roundtrip rideshare expense or up to three (3) days of rental expense, with supporting documentation.

NOTICE

VIN inquiry data for this repair is provided for tracking purposes only. Kia retailers should reference **SC284TF** when accessing the KDealer+ system.

