

Recall Campaign Bulletin



Mercedes-Benz

Campaign No.2023080008, September 2023
Revision A 9/12/2023

TO: ALL MERCEDES-BENZ CENTERS

SUBJECT: **Model S-Class (223 platform)**
Model Year 2022-2023

Inspect 12V Ground Connection

Mercedes-Benz AG (“MBAG”), the manufacturer of Mercedes-Benz vehicles, has determined that on certain Model Year 2022-2023 S-Class (223 platform) vehicles, a 12V ground connection in the trunk might not meet specifications and may loosen over time. Depending on the vehicle configuration, certain functions of the ESP might be deactivated or the temperature at this connection may increase due to the high electrical currents. This may increase the risk of a crash or fire. An authorized Mercedes-Benz dealer will inspect the 12V ground connection and perform repairs, if necessary.

Prior to performing this Campaign:

- **VMI must be checked before performing campaigns to verify that the campaign is required on a specific vehicle. Always check for any other open campaigns, and perform accordingly.**
- Please review the entire Campaign bulletin and follow the repair procedure exactly as described.

Approximately 73 vehicles are affected.

Order No. P-RC-2023080008

Recall Campaign Bulletin

Recall Campaign Bulletin

Recall Campaign Bulletin

Recall Campaign Bulletin

Recall Campaign Bulletin

Inspect 12V Ground Connection

Work Procedure


1. Switch off ignition and keep transmitter keys outside of transmitting range (at least 6 m).
2. Remove right side trim in trunk (**Figure 1**).
 For basic data, see AR68.30-P-4800S.



Figure 1

3. Remove ground line (A, Figure 2) of battery sensor (B95/3) of auxiliary battery from body.

i For vehicles **without** code ME 10 (Hybrid vehicle (plug-in, PHEV)), the ground line runs from the secondary 12 V on-board electrical system battery to the ground point (A, Figure 2).

i For vehicles **with** code ME 10 (Hybrid vehicle (plug-in, PHEV)), the ground line runs from the windshield heater control unit to the ground point (A, Figure 3).




Figure 2, shown on vehicles without code ME 10 (Hybrid vehicle (plug-in, PHEV))




Figure 3, shown on vehicles with code ME 10 (Hybrid vehicle (plug-in, PHEV))

4. Check contact surfaces at lug of ground line and weld stud for damage (**Figure 3**).

i The possibility exists that the insulation mat at the wheel arch was slightly jammed under the ground line.




Figure 4

- a. Lug of ground line and ground bolt **not** damaged: Carry out **Work Procedure A**.
- b. Lug of ground line or weld stud damaged: Carry out **Work Procedure B**.

Work Procedure A

1. Slide the lug of ground line onto the weld stud and tighten it.

i **Ensure that the insulation mat is not jammed between the lug and contact surface of the weld stud!**

i After tightening, check insulation mat again for clearance around the weld stud.

i **Attention: Weld stud is made from aluminum, observe tightening torque!**

Nm Ground line to body weld stud **7 Nm**

Work Procedure B

1. Replace damaged ground line with battery sensor and/or weld stud.
-

Primary Parts Information

Qty.	Part Name	Part Number
As required (1*)	Ground line with battery sensor	*
As required (1*)	Weld stud	*

* The replacement parts must be determined according to the equipment variant for the vehicle identification number via the parts process in the Xentry Portal.

i Small parts such as screws, lock nuts, sealing rings, cable ties, fluids, sealant, etc. are not listed in the parts list. The required small parts are taken into account in the budgeting.

i **Note:** The following allowable labor operation should be used when submitting a warranty claim for this repair:

Warranty Information

Damage Code	Operation Number	Description	Labor Time (hrs.)
68 910 02	12-1824	Check ground connection of auxiliary battery at right rear wheel well Includes: Work Procedure A	0.5
	12-1825	Rework ground connection of auxiliary battery at right rear wheel well (after check) Includes: Work Procedure B	ZM

i **Note:** Always check Xentry Operation Time (XOT) for the current OP-Code times. Labor times are subject to change and updates may not be reflected in this document.