

TO: Mercedes-Benz Dealer Principals, General Managers, Sales Managers, Service Managers, Parts Managers	FROM: Anthony Washington, Department Manager, Regulations and Certifications
Re: Recall Campaign Launch Notification Model - Sprinter Model Years 2019-2020 Modify Interior Blower Motor Fuse Layout	DATE: June, 2023



Mercedes-Benz

IMPORTANT RECALL CAMPAIGN INFORMATION

Please see the attached documents related to the campaign listed above.




Campaign No. :	Campaign Desc. :	Modify Interior Blower Motor Fuse Layout
2023040008	VS30SIGEBL	
<p>This is to notify you of a Recall Campaign Launch to modify the interior blower motor fuse layout on approximately 48,136 MY 2019-2020 Mercedes-Benz Sprinter vans. The recall campaign will be visible on the www.safercar.gov website and may generate questions from customers. All affected VINs will be flagged as "OPEN" in VMI and cannot be sold until remedied.</p>		
Background		
Issue	Mercedes-Benz AG ("MBAG"), the manufacturer of Mercedes-Benz vehicles, has determined that on certain Sprinter (907 platform) vehicles, the fuse layout of the interior blower motor might not meet the requirements for prolonged operation at the highest blower setting. Ambient and assembly space temperatures as well as prolonged usage could cause the wiring harness to overheat. Consequently, a risk of fire during operation and a risk of injury cannot be ruled out.	
What We're Doing	An authorized Mercedes-Benz Sprinter dealer will replace the fuse and its supply line, as well as relocate the fuse for the interior blower within the fuse box. In the interim, to prevent the possibility of a thermal event, the front blower should only be operated in manual (not automatic) mode whenever the engine is on. Customers are informed to not use the maximum blower or lowest/highest temperature settings.	
Parts	Parts are available	
Vehicles Affected		
Vehicle Model Year(s)	2019-2020	
Vehicle Model	Sprinter	
Vehicle Populations		
Population	48,136	
Dealer Inventory	0	
<p>Given this notice, it is a violation of Federal law for a dealer to sell or lease any new vehicles in dealer inventory covered by this recall notification until the vehicle has been repaired.</p> <p>It is MBUSA's policy not to sell Certified Pre-Owned(CPO) vehicles with an open recall.</p> <p>Loaner and demonstrator vehicles may continue to be driven, but must not be retailed until repaired.</p> <p>Additionally, given this notice, it is a violation of Federal Law for rental companies to rent vehicles covered by this notification until the vehicle has been repaired.</p>		
Next Steps/Notes		
Customer Notification Timeline	An owner notification letter will be mailed in End of June, 2023.	
AOMS/SOMS	AOMS – This recall may generate questions from your dealers. Please forward this notice to your dealers ASAP.	
Rental Fleet Partners	This recall may affect vehicles in your fleet. Please contact your respective MBUSA fleet representative for further information and next steps. For repairs, please contact your preferred MBUSA dealer.	



Model 907

Operation no. of the operation texts or standard texts and flat rates










Category	Op. no.	Operation text	Time	Damage Code	Codeword
L	12 1604	Operations: Replace blower regulator power supply	0.7 h	82 970 10	VS30SIGBE L
L	12 1607	Operations: Replace fuse holder on fuse and relay module (after check)	0.1 h	82 970 10	VS30SIGBE L
L	12 1612	Operations: Replace fuse and relay module (after check)	0.1 h	82 970 10	VS30SIGBE L











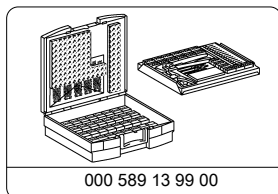
D83.10-A024-79

1	Electrical line	F152	Front-passenger-side fuse and relay module	N29	Blower regulator of inner blower
2	Fuse link				

Notice	Notes on carrying out repair work in the vehicle interior		AH68.00-D-0001-01KOS
Notice	Information on preventing damage to electronic components due to electrostatic discharge		AH54.00-P-0001-01A

	Check		
1	Check whether vehicle is affected by measure.	Clip: Replace blower regulator power supply (code: VS30SIGEBL, acc. no.: 82 970 10)	GB83.10-D-0000-06A
		 A video with a simplified presentation is available for this measure. Nevertheless, all work instructions and information in this document are to be observed as a matter of priority.	
	Remove		
2	Remove vehicle tool kit carrier plate.		AR68.30-D-5021TS
			
3	Release front passenger side fuse and relay module (F152).		AR54.15-D-0004TS
		 Do not remove front passenger side fuse and relay module (F152).	
4.1	Remove stowage compartment in instrument panel lower section on front passenger side.	Model 907 with code FJ4 (Stowage compartment under cockpit)	AR68.10-D-1610TS
			
4.2	Remove bottom trim for instrument panel on front passenger side.	Model 907 except code FJ4 (Stowage compartment under cockpit)	AR68.10-D-1502TSF
			
	Retrofit electric lines (1)		
5	Retrofit electric line (1) for power supply of blower regulator of inner blower (N29).		SM83.10-D-0013-02SG
		 Wiring harness repair kit, basic	000 589 13 99 00

	Install		
6.1	Install stowage compartment in instrument panel lower section on front passenger side.	Model 907 with code FJ4 (Stowage compartment under cockpit)	AR68.10-D-1610TS
			
6.2	Install bottom trim for instrument panel on front passenger side.	Model 907 except code FJ4 (Stowage compartment under cockpit)	AR68.10-D-1502TSF
		 On vehicles with tachograph, do not remove it, but only position outside the working area. Do not disconnect electrical connectors in any circumstances. Position tachograph so that damage is avoided.	
7	Attach fuse and relay module on front passenger side (F152).		AR54.15-D-0004TS
			
8	Install vehicle tool kit carrier plate.		AR68.30-D-5021TS
			
9	Connect ground line of on-board electrical system battery.		AR54.10-D-0029TS
			
	Adapt fuse assignment supplement		
10	Enclose addition to fuse assignment supplement for operator's manual or hand over to customer.		
	Check		
11	Carry out blower function test.		



Wiring harness repair kit, basic

Parts ordering note

Part no.	Designation	Quantity
A 907 540 60 93	Electrical line	1
A 000 995 90 06	Cable tie	6
A 907 584 04 14	Addition to fuse assignment supplement	1