

Recall Inspection and Repair Instructions

NHTSA Recall # 23V-406

Transport Canada Recall # TC-2023-331

Tiffin Motorhomes Recall # TIF-131

Models Involved: 2022 and 2023 Phaetons, 2022 and 2023 Allegro Buses, and 2022 and 2023 Zephyrs all built on a PowerGlide Chassis

Purpose: To provide instructions on how to add an inline fuse to the A/C compressor power harness.

Tools Needed:

Impact driver

Phillips head bit

Parts Needed:

5151569, jumper fuse A/C compressor

Zip tie

FLAT RATE CODES AND TIMES

When filing the warranty claim for payment, please use the following flat rate codes and times.

Please note that stacking flat rate codes is **NOT** allowed.

BU74RC01, PH9874RC01, ZY9874RC01 for 0.10 hrs, NOT INVOLVED.

Buses & Zephyrs, BU9875RC01, ZY9875RC01 for 0.25 hrs, INVOLVED & REPAIRED.

Phaetons, PH9876RC01 for 0.50 hrs, INVOLVED & REPAIRED.

Inspection Procedure:

1. Open passenger side rear compartment and visually inspect the chassis control module. The “HYDAC” brand (Figure 1a& 1b) is not involved. If a “HYDAC” brand is installed, file a claim for the inspection using the not involved flat rate code above.




Figure 1a



Figure 1b

2. If the chassis has an IFM Controller, shown in Figures 2a, 2b & 2c, please proceed with repair instructions.



Figure 2a




Figure 2b




Figure 2c

REPAIR PROCEDURES:


1. For Allegro Buses and Zephyrs with a side mounted radiator, open the engine compartment door at the rear of the coach.




- For Phaetons equipped with a rear radiator, open the driver's side rear compartment and using the impact driver equipped with a Phillips head bit, remove the screws securing the access panel.



- Locate the A/C compressor on the driver's side, just behind the rear header.




Allegro Bus & Zephyr




Phaeton

4. Unplug P152 at the A/C compressor.



5. Install the 10-amp fuse jumper in between the chassis harness and the A/C compressor.



6. Secure the harness away from the exhaust with a zip tie.



7. Close the engine compartment door on the Allegro Buses or Zephyrs. For Phaetons, reinstall and secure the access panel.