

Newmar Corporation

PO Box 30
Nappanee, IN 46550



WHEN YOU KNOW THE DIFFERENCE.

RSB 597
April 28, 2023

NHTSA #23V 138
TC #2023-110

RECALL SERVICE BULLETIN

AFFECTED MODELS

2023 :: Bay Star Sport, Bay Star, Canyon Star

DESCRIPTION

Lippert notified Newmar of a safety defect (23E-008) on latches used on certain Lippert doors that Newmar installed. In return, Newmar Corporation has decided that a defect relating to motor vehicle safety exists in specific motorhomes built with Lippert entrance doors with a Global Link door latch.

ISSUE

On certain Newmar coaches, the Lippert Components entry door with a Global Link latch system may fail and not allow entry or exit from the motorhome.

UNITS AFFECTED

Please refer to the attached population list for affected coaches and VINs.

CUSTOMER ACTION

Contact the Newmar brand specialist at 1-800-731-8300. An associate will assist you in making an appointment to have this repair completed.

DEALER ACTION

Take a photo of the door tag and inspect the latch using the attached 23E-008 instructions provided by Lippert. If the latch needs to be replaced, contact your Newmar Service Account Manager to obtain authorization for .7 hr. and order part(s).

PARTS NEEDED

Item Description	Quantity	Newmar Part #
920 series inside latch assembly	1 ea.	036531

FLAT RATE CODE: 23V 138 LABOR TIME: .3 hr. for inspection only, .7 hr. for inspection and replacement.

DEALER ACTION

If you need assistance, contact your Newmar Service Account Manager.

IMPORTANT: Please read this bulletin in its entirety prior to beginning any diagnosis or repairs.

NOTICE: Any technical information published in this bulletin is intended for use only by a qualified, Newmar-authorized service technician. Newmar is not responsible for the misuse of this information.



WHEN YOU KNOW THE DIFFERENCE

NEWMAR CORPORATION

NEWMARCORP.COM

Date: 04/19/2023

Re: Newmar Corporation – Motor Vehicle Recall Notification

Subject: Recall Campaign No.: 23V-138

This notice is sent to you as a Newmar Dealer in accordance with the requirements of the National Traffic and Motor Vehicle Safety Act. Newmar Corporation has decided that a defect, which relates to motor vehicle safety, exists in specific Newmar recreational vehicles.

The National Traffic and Motor Vehicle Safety Act requires that each vehicle, which is subject to a recall campaign of this type, must be satisfactorily repaired within a reasonable time after the owner has tendered it for repair. A failure to adequately repair within 60 days after tender of a vehicle is prima facie evidence of failure to repair within a reasonable time. To avoid providing these problematic solutions, every effort must be made to promptly schedule an appointment with each owner and to repair their vehicle as soon as possible. Vehicle owners are being notified of this recall. If the condition is not remedied within a reasonable time, they are instructed on how to contact the National Highway Traffic Safety Administration.

REASON FOR THIS RECALL

Newmar Corporation has decided that a defect, which relates to motor vehicle safety, exists in specific motorhomes built with Lippert entrance doors installed with Global Link door latch.

On certain Newmar Corp. Motorhomes the Lippert Components entry door with a Global Link latch system may fail and not allow entry or exit from the motorhome.

Motorhomes included in this recall include:

- 2023 Bay Star Class A Motorhome
- 2023 Bay Star Sport Class A Motorhome
- 2023 Canyon Star Class A Motorhome

These motorhomes require immediate service. Continued use poses a potential safety hazard.

DEALER CAMPAIGN RESPONSIBILITY

Dealers are to provide to all customers/owner vehicles the service of completing this campaign at no charge to the customer/owner regardless of vehicle age, vehicle mileage, or ownership at the time of repair.

REPAIR PROCEDURE

Lippert will provide the work instructions.

If you should have any questions please contact your service account manager direct or the Newmar service department at: 1-866-290-5371.

Thank you for your cooperation.

Sincerely,

Newmar Corporation



WHEN YOU KNOW THE DIFFERENCE

NEWMAR CORPORATION

NEWMARCORP.COM

IMPORTANT SAFETY RECALL

This notice applies to your vehicle VIN. # _____

Name

Address

City, State Zip code

Date: 04/19/2023

Motor Vehicle Recall Notification - Recall Campaign No. 23V-138

Dear Valued Customer:

This notice is sent to you in accordance with the requirements of the National Traffic and Motor Vehicle Safety Act.

REASON FOR THIS RECALL

Newmar Corporation has decided that a defect, which relates to motor vehicle safety, exists in certain 2023 Bay Star, Bay Star Sport and Canyon Star Class A motorhomes.

The Lippert Components entry door with a Global Link latch system may fail and not allow entry or exit from the motorhome.

These motorhomes require immediate service. Continued use poses a potential safety hazard.

The Safety Risk

An entry door that can't be opened could increase the risk of injury in an emergency.

WHAT WE WILL DO

Newmar Corp. will provide owners of all affected motorhomes a remedy for the potential defect at no charge for parts or labor. Newmar Corp. will replace the faulty door latch system with a new latch system. This repair is expected to take approximately 1 hour for inspection and replacement of the latch system. However, due to some service scheduling times, the service center may need your vehicle for a longer period.

WHAT YOU NEED TO DO

As this defect does affect motor vehicle safety, it is recommended that you call Newmar service department immediately at **1-800-731-8300**. An associate will assist you in making an appointment to have this repair completed.

Federal regulations require that any vehicle lessor receiving this recall notification must forward a copy of this notice to the lessee within ten days.

If you have had the repair performed before receiving this letter, you may be eligible to receive reimbursement for the cost of obtaining a pre-notification remedy. For additional information, contact Newmar Corporation at:

Service Department
Newmar Corporation
355 N Delaware St
Nappanee, IN 46550-0030

Newmar dealers are best equipped to obtain parts and provide service to ensure your vehicle is corrected as promptly as possible. HOWEVER, if you take your vehicle to your dealer on the scheduled date and this condition is not remedied on that date or within five days; please contact the Newmar Corporation Customer Service Department at 1-800-731-8300. You may also submit a complaint to the Administrator, National Highway Traffic Safety Administration, 1200 New Jersey Ave., SE., Washington DC 20590; or call the toll-free Vehicle Safety Hotline at 1-888-327-4236 (TTY: 1-800-424-9153); or go to <http://www.safercar.gov>.

If you no longer own this vehicle, please furnish us the complete name, phone number, e-mail and physical address of the person or dealership you sold or traded your vehicle to. Thank you for your cooperation.

Your safety and satisfaction with your Newmar product is important to us and we regret any inconvenience to you.

Sincerely,

Newmar Corporation



WHEN YOU KNOW THE DIFFERENCE

NEWMAR CORPORATION

NEWMARCORP.COM

Date: April 19, 2023
Re: Newmar Corporation – Motor Vehicle Recall Notification

Subject: Recall Campaign No.: 2023-110

This notice is sent to you as a Newmar Dealer in accordance with the requirements of the *Canada Motor Vehicle Safety Act*. Newmar Corporation has decided that a defect, which relates to motor vehicle safety, exists in specific Newmar recreational vehicles.

Each vehicle, which is subject to a recall campaign of this type, must be satisfactorily repaired within a reasonable time after the owner has tendered it for repair. A failure to adequately repair within 60 days after tender of a vehicle is prima facie evidence of failure to repair within a reasonable time. To avoid providing these problematic solutions, every effort must be made to promptly schedule an appointment with each owner and to repair their vehicle as soon as possible. Vehicle owners are being notified of this recall. If the condition is not remedied within a reasonable time, they are instructed to contact Transport Canada.

REASON FOR THIS RECALL

Newmar Corporation has decided that a defect, which relates to motor vehicle safety, exists in specific motorhomes built with a Lippert entry door equipped with a Global latch. This recall is the result of information provided to us by Lippert #23E-008.

Issue:

On certain motorhomes, a problem with the latch for the entry door could cause it to fail. If this happens, you may not be able to open the entry door.

Safety Risk:

A door that can't be opened could increase the risk of injury in an emergency.

Corrective Actions:

Newmar will notify owners by mail and instruct you to take your motorhome to an authorized service facility to replace the entry door latch.

The vehicle models involved in this recall are:

- 2023 Bay Star Sport Class A motorhomes.
- 2023 Bay Star Class A motorhomes.

The motorhomes require immediate service. Continued use poses a potential safety hazard.

DEALER CAMPAIGN RESPONSIBILITY

Dealers are to provide to all customers/owner vehicles the service of completing this campaign at no charge to the customer/owner regardless of vehicle age, vehicle mileage, or ownership at the time of repair.

REPAIR PROCEDURE

Lippert will provide the work instructions.

If you should have any questions please contact your service account manager direct or the Newmar service department at: 1-866-290-5371.

Thank you for your cooperation.

Sincerely,

Newmar Corporation



WHEN YOU KNOW THE DIFFERENCE

NEWMAR CORPORATION

NEWMARCORP.COM

VIN#
make, model, model year
Name
Address
City, State Zip code

Date: April 19, 2023
Motor Vehicle Recall Notification - Recall Campaign No. 2023-110

Dear Valued Customer:

This notice is sent to you in accordance with the requirements of the *Canada Motor Vehicle Safety Act*.

This is to inform you that your vehicle may contain a defect that could affect the safety of a person.

REASON FOR THIS RECALL

Newmar Corporation has decided that a defect, which relates to motor vehicle safety, exists in specific motorhomes built with a Lippert entry door equipped with a Global latch. This recall is the result of information provided to us by Lippert #23E-008.

Issue:

On certain motorhomes, a problem with the latch for the entry door could cause it to fail. If this happens, you may not be able to open the entry door.

Safety Risk:

A door that can't be opened could increase the risk of injury in an emergency.

Corrective Actions:

Newmar will notify owners by mail and instruct you to take your motorhome to an authorized service facility to replace the entry door latch.

The motorhomes require immediate service. Continued use poses a potential safety hazard.

WHAT WE WILL DO

Newmar Corp. will provide owners of all affected motorhomes a remedy for the potential defect at no charge for parts or labor. Newmar Corp. will replace the faulty door latch system with a new latch system. This repair is expected to take approximately 1 hour for inspection and replacement of the latch system. However, due to some service scheduling times, the service center may need your vehicle for a longer period.

WHAT YOU NEED TO DO

As this defect does affect motor vehicle safety, it is recommended that you contact the Newmar service department immediately at 1-800-731-8300. An associate will assist you in making an appointment to have this repair completed.

Federal regulations require that any vehicle lessor receiving this recall notification must forward a copy of this notice to the lessee within ten days.

If you have had the repair performed before receiving this letter, you may be eligible to receive reimbursement for the cost of obtaining a pre-notification remedy. For additional information, contact Newmar Corporation at:

Service Department
Newmar Corporation
355 N Delaware St
Nappanee, IN 46550-0030

Authorized Service Facility, are best equipped to obtain parts and provide service to ensure your vehicle is corrected as promptly as possible. However, if you take your vehicle to your Authorized Chassis Service Facility on the scheduled date and this condition is not remedied on that date or within five days; please contact the Newmar Corporation Customer Service Department at 1-800-731-8300.

If you no longer own this vehicle, please furnish us the complete name, phone number, e-mail and physical address of the person or dealership you sold or traded your vehicle to. Thank you for your cooperation.

Your safety and satisfaction with your Newmar product is important to us and we regret any inconvenience to you.

Sincerely,

Newmar Corporation



WHEN YOU KNOW THE DIFFERENCE

NEWMAR CORPORATION

NEWMARCORP.COM

NIV #
la fabrique, le modèle, l'année de modèle
Nom
Adresse
Ville, Code postal de l'État

Date : 1er avril 2023
Avis de rappel de véhicules automobiles - Campagne de rappel no 2023-110

Cher client apprécié:

Le présent avis vous est envoyé conformément aux exigences de la [Loi sur la sécurité automobile du Canada](#).

La présente a pour but de vous informer que votre véhicule est susceptible d'avoir un défaut qui pourrait porter atteinte à la sécurité humaine.

RAISON DE CE RAPPEL

Newmar Corporation a décidé qu'un défaut, qui se rapporte à la sécurité des véhicules automobiles, existe dans des camping-cars spécifiques construits avec une porte d'entrée Lippert équipée d'un loquet Global. Ce rappel est le résultat des informations qui nous ont été fournies par Lippert #23 E-008.

Question en litige :

Sur certains camping-cars, un problème avec le loquet de la porte d'entrée pourrait le faire tomber en panne. Si cela se produit, vous ne pourrez peut-être pas ouvrir la porte d'entrée.

Risque pour la sécurité :

Une porte qui ne peut pas être ouverte pourrait augmenter le risque de blessure en cas d'urgence.

Mesures correctives :

Newmar avisera les propriétaires par la poste et vous demandera d'apporter votre camping-car à une installation de service autorisée pour remplacer le loquet de la porte d'entrée.

Les camping-cars nécessitent un entretien immédiat. L'utilisation continue présente un danger potentiel pour la sécurité.

CE QUE NOUS ALLONS FAIRE

Newmar Corp. fournira aux propriétaires de tous les camping-cars concernés un remède pour le défaut potentiel sans frais pour les pièces ou la main-d'œuvre. Newmar Corp. remplacera le système de verrouillage de porte défectueux par un nouveau système de verrouillage. Cette réparation devrait prendre environ 1 heure pour l'inspection et le remplacement du système de verrouillage. Cependant, en raison de certains temps de planification des services, le centre de service peut avoir besoin de votre véhicule pendant une période plus longue.

CE QUE VOUS DEVEZ FAIRE

Comme cette défectuosité a une incidence sur la sécurité des véhicules automobiles, il est recommandé de communiquer immédiatement avec le service de Newmar au 1-800-731-8300. Un associé vous aidera à prendre rendez-vous pour que cette réparation soit terminée.

La réglementation fédérale exige que tout locateur de véhicule recevant cet avis de rappel transmette une copie de cet avis au locataire dans les dix jours.

Si vous avez fait effectuer la réparation avant de recevoir cette lettre, vous pourriez être admissible à recevoir un remboursement pour le coût de l'obtention d'un recours préalable à la notification. Pour de plus amples renseignements, veuillez communiquer avec Newmar Corporation à l'adresse suivante :

Département des services
Newmar Corporation
355, rue Delaware Nord
Nappanee, IN 46550-0030

Installation de service autorisée, sont les mieux équipés pour obtenir des pièces et fournir un service pour s'assurer que votre véhicule est corrigé le plus rapidement que possible. Toutefois, si vous aérez votre véhicule à votre installation d'entretien de châssis autorisée à la date prévue et que cette condition n'est pas corrigée à cette date ou dans les cinq jours; veuillez communiquer avec le service à la clientèle de Newmar Corporation au 1-800-731-8300.

Si vous n'êtes plus propriétaire de ce véhicule, veuillez nous fournir le nom complet, le numéro de téléphone, le courriel et l'adresse physique de la personne ou du concessionnaire à qui vous avez vendu ou échangé votre véhicule. Je vous remercie de votre coopération.

Votre sécurité et votre satisfaction à l'égard de votre produit Newmar sont importantes pour nous et nous regrettons tout inconfort pour vous.

Cordialement,

Newmar Corporation



GLOBAL ENTRY DOOR LATCH INSPECTION/ REPLACEMENT INSTRUCTIONS *MOTORIZED UNITS ONLY

Recall Number:	23E-008
Product:	Global Latch
Date:	Original: 02.23.2023 Revision: 04.13.2023

Labor Rate:	Inspection Only - 0.3 Hour Inspect & Replace - 0.7 Hour
-------------	--

NOTE: This document supersedes the previously-released version dated 02.23.2023. The new section includes preliminary procedures for the inside latch assembly part replacement.

Prior Authorization Not Required; Door Tag Photo Necessary

1. Lippert does not require any advance contact or prior authorization be obtained prior to performing the inspection or replacement.
2. A photo of the door tag as shown on Page 2 must accompany any requests for reimbursement of work completed sent to the RV manufacturer or direct to Lippert.

Preliminary procedures for inside latch assembly part replacement

NOTE: When possible, all repairs should utilize the replacement of the inside latch assembly rather than the complete latch assembly. This preferred procedure is outlined first.

Inside Latch Assembly Part To Be Replaced

This section of document refers to the replacement of the inside latch assembly of the complete door lock assembly with latch on certain motorized entry doors. A portion of the latch is breaking off when attempting to exit the coach. The instructions are applicable to using a replacement inside latch assembly PN 2023005033 for the 920 Series door and inside latch assembly PN 2022010407 for the 3500 Series door.

NOTE: Check first for an "INSPECTED LATCH" sticker on the inside of the door frame between the hinges (Fig. 12). If it is present, report back to the OEM that the VIN has already been addressed.

Safety

This document provides general instructions. Many variables can change the circumstances of any procedure, i.e. the degree of difficulty involved in the service operation and the ability level of the individual performing the operation. This document cannot begin to plot out procedures for every possibility, but will provide the general instructions for effectively installing, removing or servicing the system. In the event the skill level required is too advanced or the procedure too difficult, a certified technician should be consulted before performing the necessary operation. Failure to correctly install, remove or service the system may result in voiding the warranty, inflicting injury or even death.

Resources Required

- Two people
- Cordless or electric drill or screwgun
- Appropriate drive bit
- 7/16" nut driver
- 1/4" screwgun bit
- Replacement inside latch assembly for the 920 Series door, PN 2023005033
- Replacement inside latch assembly for the 3500 Series door, PN 2022010407

GLOBAL ENTRY DOOR LATCH INSPECTION/ REPLACEMENT INSTRUCTIONS *MOTORIZED UNITS ONLY

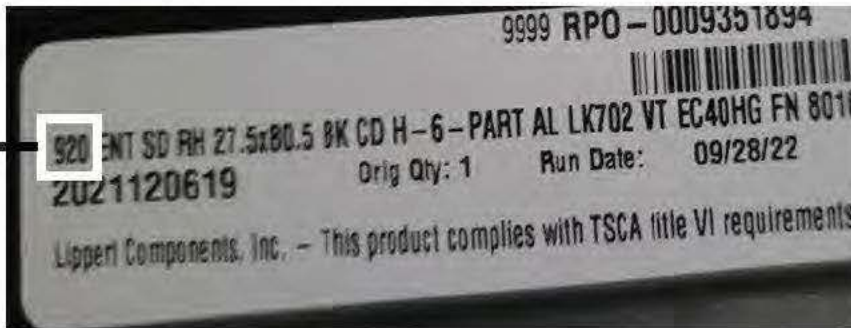
Recall Number:	23E-008
Product:	Global Latch
Date:	Original: 02.23.2023 Revision: 04.13.2023

Labor Rate:	Inspection Only - 0.3 Hour Inspect & Replace - 0.7 Hour
-------------	--

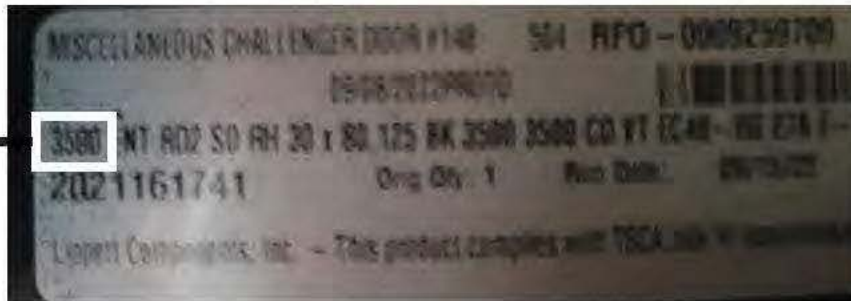
Determine Correct Latch Assembly Part

The replacement latch assembly part is determined by the serial number on the door tag. Replacement inside latch assembly for the 920 Series door is PN 2023005033. Replacement inside latch assembly for the 3500 Series door is PN 2022010407.

920 Series



3500 Series



Components of Complete Door Lock Assembly

The complete door lock assembly with latch on certain entry doors on motorized units is comprised of both an inside latch assembly and an outside latch assembly.

Continue to the Procedures section for instructions on replacing the inside latch assembly.



Inside Latch Assembly



Outside Latch Assembly

GLOBAL ENTRY DOOR LATCH INSPECTION/ REPLACEMENT INSTRUCTIONS *MOTORIZED UNITS ONLY

Recall Number:	23E-008
Product:	Global Latch
Date:	Original: 02.23.2023 Revision: 04.13.2023

Labor Rate:	Inspection Only - 0.3 Hour Inspect & Replace - 0.7 Hour
-------------	--

Preliminary procedures for complete door lock assembly replacement

NOTE: This option is to be used only if replacement of the inside latch assembly is not feasible.

Complete Door Lock Assembly To Be Replaced

The section of this document refers to the replacement of the complete door lock assembly with latch on certain motorized entry doors. A portion of the latch is breaking off when attempting to exit the coach. The complete door lock assembly with latch, PN 2021097898, is to be replaced with a redesigned part.

NOTE: Check first for an "INSPECTED LATCH" sticker on the inside of the door frame between the hinges (Fig. 12). If it is present, report back to the OEM that the VIN has already been addressed.

Safety

This document provides general instructions. Many variables can change the circumstances of any procedure, i.e. the degree of difficulty involved in the service operation and the ability level of the individual performing the operation. This document cannot begin to plot out procedures for every possibility, but will provide the general instructions for effectively installing, removing or servicing the system. In the event the skill level required is too advanced or the procedure too difficult, a certified technician should be consulted before performing the necessary operation. Failure to correctly install, remove or service the system may result in voiding the warranty, inflicting injury or even death.

Resources Required

- Two people
- Cordless or electric drill or screwgun
- Appropriate drive bit
- 7/16" nut driver
- 1/4" screwgun bit
- Replacement complete latch assembly, PN 2021097898

The complete door lock assembly with latch on certain entry doors on motorized units is comprised of both an inside latch assembly and an outside latch assembly. Continue to Procedures section for instructions on replacement.



Inside Latch Assembly



Outside Latch Assembly

GLOBAL ENTRY DOOR LATCH INSPECTION/ REPLACEMENT INSTRUCTIONS *MOTORIZED UNITS ONLY

Recall Number:	23E-008
Product:	Global Latch
Date:	Original: 02.23.2023 Revision: 04.13.2023

Labor Rate:	Inspection Only - 0.3 Hour Inspect & Replace - 0.7 Hour
-------------	--

Procedures

Disassemble Latch

1. Open entry door so it is perpendicular to the coach.
2. Peel off adhesive patch covering the access port for the latch fastening nut (Fig. 1).
3. Use 7/16" nut driver to remove threaded nut (Figs. 2 and 3) and set aside.

NOTE: Be careful not to let the nut fall out of the nut driver and down into the door while removing.

Fig. 1



Fig. 2



Fig. 3



4. While another person supports the outside latch assembly, remove the three Phillips head screws on the inside of the assembly (Fig. 4) and set aside.
5. Remove both sides of latch assembly.

Fig. 4



GLOBAL ENTRY DOOR LATCH INSPECTION/ REPLACEMENT INSTRUCTIONS *MOTORIZED UNITS ONLY

Recall Number:	23E-008
Product:	Global Latch
Date:	Original: 02.23.2023 Revision: 04.13.2023


Labor Rate:	Inspection Only - 0.3 Hour Inspect & Replace - 0.7 Hour
-------------	--

Inspection

NOTE: Check first for an "INSPECTED LATCH" sticker on the inside of the door frame between the hinges (Fig. 12). If it is present, report back to the OEM that the VIN has already been addressed. If not inspected, proceed with inspection.

1. Using a 1/4" screwgun bit, try to insert the bit into the spun rivet of the inside latch assembly (Fig. 5).
2. If bit fits into rivet opening there are two options:
 - A. Replace the complete latch assembly, including both inside and outside latch assemblies.
 - B. Replace just the inside latch assembly to be combined with current outside latch assembly.
3. If the bit does not fit, no action is required. Proceed to latch reassembly instructions.

Fig. 5



New Inside Latch Assembly Needed



Replacement Not Needed

GLOBAL ENTRY DOOR LATCH INSPECTION/ REPLACEMENT INSTRUCTIONS *MOTORIZED UNITS ONLY

Recall Number:	23E-008
Product:	Global Latch
Date:	Original: 02.23.2023 Revision: 04.13.2023

Labor Rate:	Inspection Only - 0.3 Hour Inspect & Replace - 0.7 Hour
-------------	--

Reassemble Latch Assembly: Including Both Full, Partial Replacement

1. Slide inside latch assembly into place. Keep deadbolt handle in the 10 o'clock position (Fig. 6).

NOTE: Do NOT let deadbolt pop out of place. It may be difficult to reinstall.

2. While another person holds the inside latch assembly in place, reinstall the latch nut and tighten slowly with nut driver until a few threads of the bolt are visible (Fig. 7).

NOTE: Do NOT tighten nut completely. The latch will not operate correctly if the nut is too tight.

Fig. 6



Fig. 7



3. While another person holds the outside assembly, loosely reinstall the three Phillips head screws (Fig. 8).
4. Align deadbolt and then extend the deadbolt so it appears on the outside of the door frame (Fig. 9).
5. When deadbolt is extended, firmly tighten the three Phillips head screws (Fig. 10).

Fig. 8



Fig. 9



Fig. 10



GLOBAL ENTRY DOOR LATCH INSPECTION/ REPLACEMENT INSTRUCTIONS *MOTORIZED UNITS ONLY

Recall Number:	23E-008
Product:	Global Latch
Date:	Original: 02.23.2023 Revision: 04.13.2023

Labor Rate:	Inspection Only - 0.3 Hour Inspect & Replace - 0.7 Hour
-------------	--

6. Replace adhesive patch over nut access port (Fig. 11).
7. Place an "INSPECTED LATCH" sticker indicating the assembly has been replaced on the inside of the door frame between the hinges (Fig. 12).

Fig. 11



Fig. 12



Prod#	VIN Number	Year	Brand	Type	Floor	Chassis	Date IN	Date Off
USA UNITS								
115659	1F66F5DN8N0	2023	BT	CA	3014	F	9/12/2022	9/21/2022
115660	1F66F5DNXN0	2023	BT	CA	3225	F	9/26/2022	10/5/2022
115663	1F66F5DNXN0	2023	BT	CA	3225	F	8/25/2022	9/2/2022
115666	1F66F5DN6N0	2023	BT	CA	3014	F	10/17/2022	10/25/2022
115667	1F66F5DN9N0	2023	BT	CA	3014	F	11/1/2022	11/18/2022
115668	1F66F5DN7N0	2023	BT	CA	2720	F	12/12/2022	12/20/2022
115669	1F66F5DN0N0	2023	BT	CA	3315	F	9/19/2022	9/27/2022
115672	1F66F5DN6N0	2023	BT	CA	2920	F	10/17/2022	10/25/2022
115674	1F66F5DN4N0	2023	BT	CA	3315	F	10/18/2022	10/26/2022
115675	1F66F5DN6N0	2023	BT	CA	3014	F	9/9/2022	9/20/2022
115678	1F66F5DN8N0	2023	BT	CA	3014	F	11/21/2022	12/1/2022
115681	1F66F5DN8N0	2023	BT	CA	3225	F	9/6/2022	9/14/2022
115684	1F66F5DN1N0	2023	BT	CA	2720	F	10/14/2022	10/24/2022
115685	1F66F5DN5N0	2023	BT	CA	2813	F	9/2/2022	9/13/2022
115686	1F66F5DN3N0	2023	BT	CA	2813	F	9/1/2022	9/12/2022
115693	1F66F5DN5N0	2023	BT	CA	2720	F	10/28/2022	11/16/2022
115696	1F66F5DN9N0	2023	BT	CA	3014	F	9/16/2022	9/26/2022
115697	1F66F5DNXN0	2023	BT	CA	3014	F	10/7/2022	10/17/2022
115702	1F66F5DN4N0	2023	BT	CA	3014	F	9/8/2022	9/19/2022
115709	1F66F5DN9N0	2023	BT	CA	2720	F	10/13/2022	10/21/2022
115710	1F66F5DN8N0	2023	BT	CA	3225	F	11/15/2022	11/23/2022
115711	1F66F5DNXN0	2023	BT	CA	3225	F	11/18/2022	11/30/2022
115712	1F66F5DN8N0	2023	BT	CA	2920	F	9/16/2022	9/26/2022
115714	1F66F5DN7N0	2023	BT	CA	3225	F	9/9/2022	9/20/2022
115720	1F66F5DN9N0	2023	BT	CA	2813	F	9/23/2022	10/4/2022
115724	1F66F5DN6N0	2023	BT	CA	3225	F	10/20/2022	10/28/2022
115725	1F66F5DNXN0	2023	BT	CA	3225	F	9/21/2022	9/29/2022
115726	1F66F5DN8N0	2023	BT	CA	3014	F	12/14/2022	12/22/2022
115727	1F66F5DN7N0	2023	BT	CA	3014	F	10/21/2022	10/28/2022
115728	1F66F5DN5N0	2023	BT	CA	3014	F	10/13/2022	10/20/2022
115729	1F66F5DN2N0	2023	BT	CA	2813	F	10/24/2022	10/31/2022
115732	1F66F5DN9N0	2023	BT	CA	3225	F	9/13/2022	9/22/2022
115734	1F66F5DN1N0	2023	BT	CA	2813	F	8/30/2022	9/8/2022
115735	1F66F5DN6N0	2023	BT	CA	2720	F	11/28/2022	12/13/2022
115739	1F66F5DN7N0	2023	BT	CA	3014	F	8/31/2022	9/9/2022
115740	1F66F5DN5N0	2023	BT	CA	2720	F	11/22/2022	12/2/2022
115742	1F66F5DN7N0	2023	BT	CA	3022	F	10/12/2022	10/20/2022
115743	1F66F5DN5N0	2023	BT	CA	3022	F	9/8/2022	9/19/2022
115745	1F66F5DN3N0	2023	BT	CA	2720	F	9/27/2022	10/6/2022
115746	1F66F5DN7N0	2023	BT	CA	2920	F	10/26/2022	11/14/2022
115787	1F66F5DN3N0	2023	BT	CA	2813	F	1/18/2023	1/26/2023
140438	1F66F5DN5L0	2021	BS	CA	3226	F	9/11/2020	9/21/2020
140497	1F66F5DN8L0	2021	BS	CA	3811	F	6/11/2021	6/21/2021
140901	1F66F5DN2M	2022	BS	CA	3811	F	8/23/2021	8/31/2021
141364	1F66F5DN4M	2022	BS	CA	3609	F	1/10/2022	1/20/2022
141477	1F66F5DN9N0	2023	BS	CA	3225	F	10/10/2022	10/18/2022
141479	1F66F5DN2N0	2023	BS	CA	3014	F	10/18/2022	10/26/2022
141481	1F66F5DN4N0	2023	BS	CA	3225	F	10/21/2022	10/31/2022
141484	1F66F5DN3N0	2023	BS	CA	3609	F	11/23/2022	12/12/2022

Prod#	VIN Number	Year	Brand	Type	Floor	Chassis	Date IN	Date Off
141487	1F66F5DN2N0	2023	BS	CA	3811	F	9/23/2022	10/4/2022
141489	1F66F5DN1N0	2023	BS	CA	3626	F	11/14/2022	11/22/2022
141490	1F66F5DN0N0	2023	BS	CA	3014	F	11/14/2022	11/22/2022
141491	1F66F5DN7N0	2023	BS	CA	3225	F	9/23/2022	10/4/2022
141497	1F66F5DN6N0	2023	BS	CA	3014	F	9/1/2022	9/12/2022
141499	1F66F5DN3N0	2023	BS	CA	3626	F	10/10/2022	10/17/2022
141500	1F66F5DNXN0	2023	BS	CA	3629	F	12/2/2022	12/19/2022
141501	1F66F5DN0N0	2023	BS	CA	3014	F	10/28/2022	11/16/2022
141504	1F66F5DN4N0	2023	BS	CA	3225	F	9/22/2022	10/3/2022
141505	1F66F5DN7N0	2023	BS	CA	3225	F	11/21/2022	11/30/2022
141506	1F66F5DN3N0	2023	BS	CA	3629	F	11/23/2022	12/12/2022
141507	1F66F5DN1N0	2023	BS	CA	3629	F	10/7/2022	10/17/2022
141511	1F66F5DN6N0	2023	BS	CA	3626	F	12/21/2022	1/16/2023
141513	1F66F5DN1N0	2023	BS	CA	3401	F	11/1/2022	11/18/2022
141514	1F66F5DN5N0	2023	BS	CA	3626	F	10/24/2022	11/1/2022
141518	1F66F5DN5N0	2023	BS	CA	3629	F	10/31/2022	11/17/2022
141519	1F66F5DN2N0	2023	BS	CA	3014	F	1/20/2023	1/31/2023
141527	1F66F5DN7N0	2023	BS	CA	3616	F	10/6/2022	10/14/2022
141530	1F66F5DN3N0	2023	BS	CA	3408	F	9/28/2022	10/7/2022
141543	1F66F5DN3N0	2023	BS	CA	3225	F	11/14/2022	11/22/2022
141544	1F66F5DNXN0	2023	BS	CA	3225	F	1/20/2023	1/31/2023
141546	1F66F5DN8N0	2023	BS	CA	3014	F	10/28/2022	11/15/2022
141549	1F66F5DN0N0	2023	BS	CA	3014	F	9/2/2022	9/13/2022
141550	1F66F5DN1N0	2023	BS	CA	3225	F	11/17/2022	11/29/2022
141551	1F66F5DN7N0	2023	BS	CA	3225	F	9/19/2022	9/27/2022
141552	1F66F5DN0N0	2023	BS	CA	3225	F	1/19/2023	1/30/2023
141553	1F66F5DN6N0	2023	BS	CA	3225	F	10/12/2022	10/20/2022
141562	1F66F5DN8N0	2023	BS	CA	3609	F	8/24/2022	9/1/2022
141572	1F66F5DN5N0	2023	BS	CA	3626	F	11/2/2022	11/21/2022
141575	1F66F5DN5N0	2023	BS	CA	3626	F	10/6/2022	10/14/2022
141577	1F66F5DN2N0	2023	BS	CA	3626	F	10/27/2022	11/15/2022
141581	1F66F5DN7N0	2023	BS	CA	3629	F	11/29/2022	12/14/2022
141584	1F66F5DNXN0	2023	BS	CA	3629	F	8/24/2022	9/1/2022
141585	1F66F5DN1N0	2023	BS	CA	3629	F	9/14/2022	9/23/2022
141589	1F66F5DN6N0	2023	BS	CA	3014	F	9/9/2022	9/20/2022
141590	1F66F5DN4N0	2023	BS	CA	3014	F	11/2/2022	11/21/2022
141591	1F66F5DN7N0	2023	BS	CA	3225	F	10/3/2022	10/11/2022
141597	1F66F5DN6N0	2023	BS	CA	3225	F	10/6/2022	10/14/2022
141599	1F66F5DN8N0	2023	BS	CA	3014	F	1/18/2023	1/26/2023
141600	1F66F5DN3N0	2023	BS	CA	3014	F	9/21/2022	9/29/2022
141602	1F66F5DN7N0	2023	BS	CA	3014	F	10/21/2022	10/31/2022
141603	1F66F5DN0N0	2023	BS	CA	3629	F	11/17/2022	11/28/2022
141604	1F66F5DN5N0	2023	BS	CA	3014	F	9/14/2022	9/23/2022
141605	1F66F5DN1N0	2023	BS	CA	3014	F	8/29/2022	9/7/2022
141611	1F66F5DN5N0	2023	BS	CA	3401	F	8/29/2022	9/7/2022
141615	1F66F5DN7N0	2023	BS	CA	3629	F	12/13/2022	12/21/2022
141620	1F66F5DN9N0	2023	BS	CA	3629	F	12/1/2022	12/16/2022
141621	1F66F5DN3N0	2023	BS	CA	3225	F	10/14/2022	10/21/2022
141623	1F66F5DN2N0	2023	BS	CA	3014	F	10/5/2022	10/13/2022
141625	1F66F5DN1N0	2023	BS	CA	3014	F	9/2/2022	9/13/2022
141629	1F66F5DN2N0	2023	BS	CA	3014	F	10/19/2022	10/27/2022

Prod#	VIN Number	Year	Brand	Type	Floor	Chassis	Date IN	Date Off
141633	1F66F5DN5N0	2023	BS	CA	3124	F	10/20/2022	10/28/2022
141636	1F66F5DN8N0	2023	BS	CA	3609	F	10/20/2022	10/27/2022
141637	1F66F5DN0N0	2023	BS	CA	3616	F	8/26/2022	9/6/2022
141645	1F66F5DN1N0	2023	BS	CA	3609	F	9/21/2022	9/29/2022
141647	1F66F5DN8N0	2023	BS	CA	3014	F	9/20/2022	9/28/2022
141656	1F66F5DN8N0	2023	BS	CA	3626	F	10/5/2022	10/13/2022
141662	1F66F5DN5N0	2023	BS	CA	3225	F	11/1/2022	11/18/2022
141664	1F66F5DN0N0	2023	BS	CA	3629	F	9/29/2022	10/10/2022
141666	1F66F5DNXN0	2023	BS	CA	3014	F	9/20/2022	9/28/2022
141668	1F66F5DN9N0	2023	BS	CA	3124	F	10/4/2022	10/12/2022
141672	1F66F5DN8N0	2023	BS	CA	3124	F	10/14/2022	10/24/2022
141673	1F66F5DN5N0	2023	BS	CA	3124	F	9/29/2022	10/7/2022
141677	1F66F5DN1N0	2023	BS	CA	3626	F	10/19/2022	10/27/2022
141678	1F66F5DN6N0	2023	BS	CA	3626	F	10/4/2022	10/12/2022
141681	1F66F5DN1N0	2023	BS	CA	3225	F	10/27/2022	11/15/2022
141685	1F66F5DNXN0	2023	BS	CA	3014	F	9/27/2022	10/6/2022
141689	1F66F5DN4N0	2023	BS	CA	3225	F	9/28/2022	10/7/2022
141690	1F66F5DN3N0	2023	BS	CA	3629	F	11/23/2022	12/12/2022
141700	1F66F5DN0N0	2023	BS	CA	3124	F	10/18/2022	10/26/2022
141704	1F66F5DN5N0	2023	BS	CA	3401	F	10/13/2022	10/21/2022
141709	1F66F5DN3N0	2023	BS	CA	3626	F	10/4/2022	10/12/2022
141714	1F66F5DN1N0	2023	BS	CA	3014	F	9/20/2022	9/28/2022
141719	1F66F5DN6N0	2023	BS	CA	3225	F	10/26/2022	11/14/2022
141723	1F66F5DN3N0	2023	BS	CA	3408	F	9/7/2022	9/16/2022
141729	1F66F5DN4N0	2023	BS	CA	3014	F	10/26/2022	11/2/2022
141740	1F66F5DN3N0	2023	BS	CA	3609	F	9/8/2022	9/19/2022
141742	1F66F5DN8N0	2023	BS	CA	3014	F	10/12/2022	10/19/2022
141743	1F66F5DN7N0	2023	BS	CA	3014	F	12/1/2022	12/16/2022
141746	1F66F5DN4N0	2023	BS	CA	3609	F	9/14/2022	9/23/2022
141747	1F66F5DN4N0	2023	BS	CA	3014	F	9/13/2022	9/22/2022
141748	1F66F5DN5N0	2023	BS	CA	3629	F	10/25/2022	11/2/2022
141749	1F66F5DN7N0	2023	BS	CA	3401	F	10/24/2022	11/1/2022
141757	1F66F5DN2N0	2023	BS	CA	3014	F	11/15/2022	11/23/2022
141763	1F66F5DN2N0	2023	BS	CA	3609	F	11/16/2022	11/28/2022
141776	1F66F5DN6N0	2023	BS	CA	3629	F	11/16/2022	11/28/2022
162897	4UZACMFC5P	2023	CS	FD	3947	FL	12/19/2022	1/13/2023
162904	4UZACMFC0P	2023	CS	FD	3957	FL	10/3/2022	10/11/2022
162907	4UZACMFC0P	2023	CS	FD	3947	FL	9/22/2022	10/3/2022
162908	4UZACMFC1P	2023	CS	FD	3947	FL	9/12/2022	9/21/2022
162912	4UZACMFC3P	2023	CS	FD	3947	FL	8/26/2022	9/6/2022
162917	4UZACMFC5P	2023	CS	FD	3947	FL	10/31/2022	11/17/2022
162918	4UZACMFC7P	2023	CS	FD	3737	FL	8/31/2022	9/9/2022
162922	4UZACMFC9P	2023	CS	FD	3947	FL	9/13/2022	9/22/2022
162924	4UZACMFC1P	2023	CS	FD	3947	FL	9/7/2022	9/16/2022
162925	4UZACMFC3P	2023	CS	FD	3947	FL	9/19/2022	9/27/2022
162929	4UZACMFC3P	2023	CS	FD	3957	FL	8/25/2022	9/2/2022
162930	4UZACMFC4P	2023	CS	FD	3947	FL	10/28/2022	11/1/2022
162933	4UZACMFC0P	2023	CS	FD	3947	FL	10/21/2022	10/31/2022
162936	4UZACMFC2P	2023	CS	FD	3957	FL	10/14/2022	10/21/2022
162937	4UZACMFC5P	2023	CS	FD	3737	FL	11/22/2022	12/2/2022
162966	4UZACMFC7P	2023	CS	FD	3957	FL	11/28/2022	12/13/2022

Prod#	VIN Number	Year	Brand	Type	Floor	Chassis	Date IN	Date Off
CANADIAN UNITS								
115690	1F66F5DN1N	2023	BT	CA	2813	F	9/26/2022	10/5/2022
115698	1F66F5DN0N0	2023	BT	CA	2720	F	9/29/2022	10/10/2022
115705	1F66F5DNXN0	2023	BT	CA	2720	F	10/14/2022	10/24/2022
141540	1F66F5DN5N0	2023	BS	CA	3626	F	11/29/2022	12/14/2022
141541	1F66F5DN4N0	2023	BS	CA	3225	F	10/10/2022	10/18/2022
141586	1F66F5DN0N0	2023	BS	CA	3014	F	9/6/2022	9/14/2022
141588	1F66F5DN4N0	2023	BS	CA	3225	F	11/22/2022	12/2/2022
141641	1F66F5DN0N0	2023	BS	CA	3014	F	10/28/2022	11/16/2022
141738	1F66F5DN5N0	2023	BS	CA	3811	F	8/30/2022	9/8/2022
141745	1F66F5DN8N	2023	BS	CA	3626	F	10/11/2022	10/19/2022
160567	1F66F5DY9CC	2012	CS	CA	3642	F	12/22/2011	1/17/2012