



950 Interstate Hwy 30 E  
Mt. Pleasant, Texas 75455-7711  
Phone (903) 575-0300 Opt. 0  
[recall@bigtextrailers.com](mailto:recall@bigtextrailers.com)

## **IMPORTANT SAFETY RECALL**

DATE: December 15, 2023

TO: Yoder & Frey Inc 10575

SUBJECT: Safety Recall Campaign - 23V-784

INVOLVING: 2024 Big Tex Trailer Manufacturing, LLC's Models  
10ET, 10LX, 10OA, 10PI, 10SR, 12SR, 14DF, 14EE, 14EH, 14EHG, 14ET, 14FT, 14GN,  
14GP, 14GT, 14GX, 14LD, 14LP, 14OA, 14OD, 14OT, 14PH, 14PI, 14RB, 14RD,  
14TD, 14TL, 20GN, 22GN, 22PH, 25GN, 25PH, 70ST and TT14

Big Tex Trailer Manufacturing, LLC ("Big Tex Trailer") has decided that a defect which relates to motor vehicle safety exists in certain 2024 Big Tex trailers, bearing model numbers 10ET, 10LX, 10OA, 10PI, 10SR, 12SR, 14DF, 14EE, 14EH, 14EHG, 14ET, 14FT, 14GN, 14GP, 14GT, 14GX, 14LD, 14LP, 14OA, 14OD, 14PH, 14PI, 14RB, 14RD, 14TD, 14TL, 20GN, 22GN, 22PH, 25GN, 25PH, 70ST and TT14. It has been determined that certain Goodride ST 200 tires fail to conform to Federal Motor Vehicle Safety Standard No. 119, "New Pneumatic Tires – other than passenger cars," which may have been received by your company.

This non-compliance issue involves Goodride ST200 tires, size ST235/80R16 LRE, Tire Identification Number (TIN) 1JU MR 2A2T, manufactured between week 1623 and week 2523 (the "Tires"). The tires may have a sidewall that could delaminate or have bubbling after inflation. The potential non-compliance issue may lead to a gradual loss of tire pressure resulting in loss of mobility of a trailer-in-tow, which increases the risk of crash.

Owners will be notified by mail about the recall and will be instructed to contact Big Tex Trailer Manufacturing, LLC, to schedule the required inspection and replacement. There is no cost to owners for this recall. **Dealer should immediately notify Big Tex Trailer of the name and address of each person or entity to whom the Dealer has sold or delivered one of the affected trailers.**

**Important:** Some of the involved trailers may still be in your inventory. **Enclosed as Attachment 1 is a listing of the affected trailers identified by VIN that our records indicate were shipped to you for which we have not yet received a warranty registration.** For any of these trailers no longer in your inventory, please verify purchaser information for each trailer and provide that information to Big Tex Trailer Manufacturing, LLC as soon as possible. The requested information should be directed to Big Tex Trailer Manufacturing, LLC, ATTN: Warranty, 950 Interstate 30 East, Mt. Pleasant, Texas 75455, or via email to



950 Interstate Hwy 30 E  
Mt. Pleasant, Texas 75455-7711  
Phone (903) 575-0300 Opt. 0  
[recall@bigtextrailers.com](mailto:recall@bigtextrailers.com)

[recall@bigtextrailers.com](mailto:recall@bigtextrailers.com). Federal law requires you to complete the recall service on those trailers still in your inventory before retail delivery. You are being provided with detailed work instructions developed by Dexter. These work instructions provide valuable information about this non-compliance issue and the remedy. Big Tex Trailer Manufacturing, LLC has also included a supplemental FAQ list.

Please be reminded that it is a violation of Federal law for you to sell or lease any of the affected trailers covered by this notification until this recall has been performed on the affected trailer. Substantial civil penalties apply to violations of this law.

If you have questions concerning this recall, please contact the Big Tex Warranty Team at [recall@bigtextrailers.com](mailto:recall@bigtextrailers.com) or call 903-575-0300 OPT. 0

Your immediate assistance with this important effort is appreciated.

Big Tex Trailer Manufacturing, LLC

Encl: Attachment 1 - List of Affected Trailers Shipped to you  
Dexter Work Instructions  
Big Tex Trailer Manufacturing, LLC's FAQ's

Dealer	Dealer #	INV Date	INV #	VIN	Item	Customer Name and Address
YODER & FREY INC	10575	5/26/2023	5588251	16V2F3125R6296950	22PH-20BK+5MR	
YODER & FREY INC	10575	5/26/2023	5588253	16V3F4625R6296949	22GN-33D5A-MRBK	
YODER & FREY INC	10575	5/26/2023	5588252	16V3F3325R6296948	22GN-20BK+5	
YODER & FREY INC	10575	6/2/2023	5588440	16V2F3123R6304169	22PH-20BK+5MR	
YODER & FREY INC	10575	7/28/2023	5589925	16V3F3822R6313424	14GN-25BK+5MR	
YODER & FREY INC	10575	9/12/2023	605243	16V1C2522R2324686	14ET-20BK-MR	
YODER & FREY INC	10575	9/12/2023	605235	16V1C2423R2295264	14DF-19BK+3KR	

Procedure	Goodride ST200 ST235/80R16 LRE Inspection and Replacement		
Applies to:	Service Technicians / Dealers / End Users	Page	1 of 6

**PURPOSE:**

Recall Inspection and Replacement Instructions of certain Goodride ST200 ST235/80R16 LOAD RANGE E tires.


**COVERED TIRES:**

<u>Brand</u>	<u>Model</u>	<u>Size</u>	<u>Plant ID</u>	<u>Size Code</u>	<u>Opt. Code</u>	<u>Affected Date Codes</u>
MR	ST200	ST235/80R16 LRE	1JU	MR	2A2T	1623 – 2523

**RECALL REMEDY PROCESS:**

Using the attached Goodride Tire Recall Form, record all necessary information in order to complete the remedy.

**MATERIALS:** Torque Wrench with Readable Output or Clicker Style; 3/4", 13/16", 7/8" Deep well Socket; Socket Extension; Impact Gun and / or Breaker Bar; Equipment for lifting and securing the trailer (See Trailer Mfg. Instructions), as well as Tire Mounting/Dismounting Equipment. Safety Equipment Including, but not limited to, Safety Glasses, Gloves and Steel-Toed Shoes.




# CAUTION

Do not lift or support the trailer on any part of the axle or suspension system. Never go under any trailer unless it is properly supported on jack stands which have been rated for the load. Improperly supported vehicles can fall unexpectedly and cause serious injury or death.

**PROCEDURE:**

Following each instruction below is essential to comply with federal law and good safety practices.

Inspection – Identification of Covered Product	
<p>1. Record trailer information (make, model, etc.) on the Goodride Tire Recall Form. Be sure to include the Vehicle Identification Number (VIN) of trailer fitted with <i>Goodride ST200 ST235/80R16 LRE</i> tires.</p> <p>Note: See manufacturer’s certification label for VIN number (Left/Front section of trailer).</p>	<div style="border: 1px solid gray; padding: 5px; margin-bottom: 10px;"> <p>MANUFACTURED BY/FABRIQUÉ PAR: <del>XXXXXXXXXXXX</del> DATE: <del>XXXX</del>                      GVWR/PNBV 7820 KG (18000 LB)                      GAWR (EACH AXLE)/PNBE(CHAUQUE ESSIEU) 3175 KG (7000 LB)                      UVW 6290 KG (13868 LB)                      TIRE/PNEU ST235/85R16, LRG RIMS/JANTE 16 x 6J, 8 x 6.5                      COLD INFL. PRESS/PRESS. DE GONFL. À FROID 758 KPA (110 PSI/LPC)-SINGLE</p> <p><small>THIS VEHICLE CONFORMS TO ALL APPLICABLE U.S. FEDERAL MOTOR VEHICLE SAFETY STANDARDS IN EFFECT ON THE DATE OF MANUFACTURE SHOWN ABOVE. THIS VEHICLE CONFORMS TO ALL APPLICABLE STANDARDS PRESCRIBED UNDER THE CANADIAN MOTOR VEHICLE SAFETY REGULATIONS IN EFFECT ON THE DATE OF MANUFACTURE. - CE VEHICULE EST CONFORME A TOUTES LES NORMES QUI LIU SONT APPLICABLES EN VERTU DU REGLEMENT SUR LA SECURITE DES VEHICULES AUTOMOBILES DU CANADA EN VIGUEUR A LA DATE DE SA FABRICATION</small></p> <p>V.I.N./N.I.V.: <del>XXXXXXXXXXXX</del> TYPE: TRAILER TRA/REM: Fifth Wheel</p> </div> 

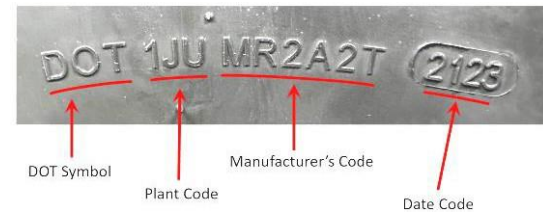
Procedure	Goodride ST200 ST235/80R16 LRE Inspection and Replacement		
Applies to:	Service Technicians / Dealers / End Users	Page	2 of 6

2. Verify the following for each tire installed on the trailer (including the Spare):
- Tire Brand: **Goodride**
  - Tire Model: **ST200**
  - Tire Size: **ST235/80R16**
  - Load Range: **E**
  - Country of Origin: **China**
  - Date Code: **1623 – 2523**

**Note:**

TIN's may differ for each tire installed on a trailer. Please be sure to check each tire to verify the information above.


Tires **MADE IN THAILAND** are not covered in this recall.



3. For replacement of recalled tires, please contact Dexter at (866) 875-4951 or by email at: [goodriderecall@dextergroup.com](mailto:goodriderecall@dextergroup.com).

Procedure	Goodride ST200 ST235/80R16 LRE Inspection and Replacement		
Applies to:	Service Technicians / Dealers / End Users	Page	3 of 6

### Remove and Replace the Tire and Wheel Assembly:

<p>1. Please refer to and follow the Trailer Manufacturer's instructions for removal and installation of the wheel/tire assembly.</p>	
<p>2. Raise and support the trailer (or loose axle). Secure trailer according to Trailer Manufacturer's Instructions.</p>	<p><b>IMPORTANT! Securing the Trailer is a Safety Critical Part of this Operation. Failure to result in following Trailer Manufacturer Instructions Could Lead to Severe Injury or Death.</b></p>
<p>3. Remove the wheel nuts with an impact wrench or breaker bar and socket and remove the tire &amp; wheel.</p>	
<p>4. Each recalled tire is to be dismounted, promptly and permanently altered and made unsuitable for resale to prevent the tires from being used on a motor vehicle. See the Destruction and Disposal Section below for more detail.</p> <p>Note: Alteration of the recalled tires required per 49 U.S.C. Chapter 301 and 49 CFR Part 573.</p>	<p><b>IMPORTANT! Tire Mounting and Dismounting can be dangerous and should qualified technicians using proper procedures and tools.</b></p>
<p>5. Mount and inflate the replacement tire on the original equipment wheel.</p> <p>Inflate tire to the Trailer Manufacturers recommended Cold Tire Inflation Pressure or to maximum of 550 kPa (80 psi).</p> <p>Note: Recommend mounting the tire with the "Date Code" on the outboard side.</p>	

Procedure	Goodride ST200 ST235/80R16 LRE Inspection and Replacement		
Applies to:	Service Technicians / Dealers / End Users	Page	4 of 6

6. Reinstall Wheel/Tire Assembly which has been fitted with a replacement tire on the wheel hub, using the existing wheel nuts and accessories (center caps, trim rings, etc.)

**Note:**

- Do not exceed the Trailer Mfg. recommend lug nut torque.
- Always hand start wheel nuts.
- Seat the wheel nuts before lowering trailer.
- Do not use an impact wrench to tighten wheel nuts.



7. Remove Jack Stand, Lower trailer, and Torque wheel (lug) nuts per the Trailer Manufactures Instructions.

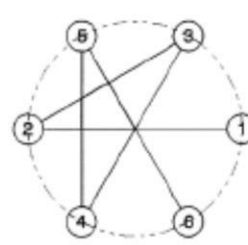
In leu of instructions, Wheel Hardware should be tightened in multiple stages (as shown below) using a star pattern:

**For 1/2" Studs:**

- 1<sup>st</sup> Stage → 45 ft\*lbs (60 Nm)
- 2<sup>nd</sup> Stage → 70 ft\*lbs (95 Nm)
- 3<sup>rd</sup> Stage → 100 ft\*lbs (136 Nm)

**For 9/16" Studs:**

- 1<sup>st</sup> Stage → 45 ft\*lbs (60 Nm)
- 2<sup>nd</sup> Stage → 80 ft\*lbs (110 Nm)
- 3<sup>rd</sup> Stage → 130 ft\*lbs (176 Nm)



**6 Lug Bolt  
Pattern**



**8 Lug Bolt  
Pattern**

8. Upon completion of the service, the following information should be submitted back to Dexter for the claim to be processed: the Goodride Tire Recall Form, Service Invoice, and a single photo containing all recalled tires to [goodriderecall@dextergroup.com](mailto:goodriderecall@dextergroup.com).



Procedure	Goodride ST200 ST235/80R16 LRE Inspection and Replacement		
Applies to:	Service Technicians / Dealers / End Users	Page	5 of 6

**Destruction and Disposal:**

9. To prevent future use of recalled tires, the tires must permanently altered to prevent the tires from being used on vehicles.



Preferred Method:

Drill a minimum of 3 holes through the sidewall to right of the TIN, using a 3/8" or larger diameter twist type drill bit or hole saw.

Optional Method:

Cut completely through the sidewall from the bead area to the tread, just to the right of the TIN.

If any removed tires are not promptly and permanently altered and made unsuitable for resale for any reason, you must immediately contact Dexter at (866) 875-4951 or via email: [goodriderecall@dextergroup.com](mailto:goodriderecall@dextergroup.com), and explain the number of tires that were not disabled and the reason they were not disabled.

Preferred Method:Optional Method:



Procedure	Goodride ST200 ST235/80R16 LRE Inspection and Replacement		
Applies to:	Service Technicians / Dealers / End Users	Page	6 of 6

10. Whenever possible, removed tires under the recall should be properly disposed in a way minimize the environmental impact (shredding, crumbling, recycling, and recovery) or another alternative beneficial non-vehicular use, and the disposal of recalled tires in landfills should be limited to only when necessary.

For more information regarding proper disposal please contact Dexter at (866) 875-4951 or via email: [goodriderecall@dextergroup.com](mailto:goodriderecall@dextergroup.com).

Otherwise, recalled tires can be disposed of, at a location of the Service Center's choosing, provided the methods comply with applicable state and local laws and regulations regarding disposal of tires.

***IMPORTANT! Federal law bans the sale of new or used noncompliant tires (49 CFR 573.11); (49 CFR 573.12); and any seller is under a duty to notify NHTSA if it learns of any sale of a new or used recalled tire for use on a motor vehicle (49 CFR 573.10).***



### GOODRIDE TIRE RECALL FORM

Date: \_\_\_\_\_

Repair Center: \_\_\_\_\_

Customer name: \_\_\_\_\_

Address: \_\_\_\_\_

\_\_\_\_\_ City State Zip Code

Contact Phone #: \_\_\_\_\_

Email: \_\_\_\_\_

Ship to address:  Check if same as above.

Name: \_\_\_\_\_

Address: \_\_\_\_\_

\_\_\_\_\_ City State Zip Code

Unit

Information: \_\_\_\_\_

Make Model Manufacturer

VIN#: \_\_\_\_\_ Date of Purchase: \_\_\_\_\_

(Last 8 Digits)

Size & Brand of Tire(s): \_\_\_\_\_

# of Recall Tires: \_\_\_\_\_

Tire #1 Identification number: (TIN) \_\_\_\_\_

Tire #2 Identification number: (TIN) \_\_\_\_\_

Tire #3 Identification number: (TIN) \_\_\_\_\_

Tire #4 Identification number: (TIN) \_\_\_\_\_

Tire #5 Identification number: (TIN) \_\_\_\_\_

Tire #6 Identification number: (TIN) \_\_\_\_\_



## GOODRIDE TIRE RECALL FORM

**TIN Example:**



Please send the form, picture of permanently altered tire(s) and invoice to to:

**goodriderecall@dextergroup.com**

### **ALL INFORMATION IS REQUIRED TO PROCESS CLAIM**

Please note that upon the completion of the recall remedy, Dexter will need the following:

- Invoice for the charges related to the recall remedy:
  - Allowable rack time to properly secure trailer and remove affected tire and wheel assemblies is approximately 0.50 hours per trailer.
  - Allowable time for dismount and mount of the replacement tires is approximately 0.25 hours per tire.
  - Standard disposal fee will be reimbursed.
- All permanently altered tires must appear in the same picture to ensure compliance with federal regulations. Full TIN must appear in picture.
  - Invoice will not be reimbursed until the picture is provided.

#### **INTERNAL USE ONLY:**

Tires shipped (Y,N): \_\_\_\_\_

Tire order number: \_\_\_\_\_

Tire cost: \$\_\_\_\_\_

Freight charges: \$\_\_\_\_\_

Admin. Initials: \_\_\_\_\_



Big Tex Trailer Manufacturing, LLC  
950 Interstate Hwy 30 E  
Mt. Pleasant, Texas 75455-7711  
Phone (903) 575-0300 OPT 0  
[recall@bigtextrailers.com](mailto:recall@bigtextrailers.com)

## **FREQUENTLY ASKED QUESTIONS**

**1. Will Big Tex Manufacturing assist with ordering replacement tires and processing labor claims?**

Dexter has provided the enclosed work instructions, including a Dexter direct contact for ordering replacement tires @ (866) 875-4951, or [goodriderecall@dextergroup.com](mailto:goodriderecall@dextergroup.com) and recovering costs. All tires will be shipped from Dexter, however if you would like the Big Tex warranty team to help facilitate ordering, we would be happy to help.

**2. Can we get complete tire and wheel assemblies to replace tires on trailers in our inventory?**

Yes. Dexter's preferred method is to demount affected assemblies and remount with replacement tires; however, complete tire and wheel assemblies can be requested.

**3. What information is needed to order replacement tires?**

Follow the instructions above (also in step 3 of the work instructions) and provide trailer VIN and confirmation that the trailer has been inspected and found to have tire(s) with TIN 1JU MR 2A2T.

**4. Will Big Tex Manufacturing contact customers who purchased trailers that might have tires involved in the recall?**

Yes. Your customers will receive a separate letter and instructions from Big Tex if we have a warranty registration on file. After reviewing the enclosed list of VIN's, if you find any have since been sold, please provide the retail customers name and address per the request in the recall notification letter. Big Tex will in turn contact these customers and provide notification of the recall.

**5. If a customer contacts our dealership about the recall, do they have to bring their trailer to us for inspection?**

No. The recall is limited to one specific TIN series making it reasonably simple to self-inspect and determine if their trailer has any tires with TIN 1JU MR 2A2T. The customer letter will have specific instructions on how to receive replacement tires if they find any recalled tires on their trailer.