



Storyteller Overland, LLC
Customer Service Department
428 Industrial Lane
Birmingham, AL 35211

November 2023

TO: Storyteller Overland Dealers
SUBJECT: NHTSA Recall: 23V-695

Storyteller Overland, LLC ("STO") has decided that certain MODE LT's that were manufactured between 4-12-22 and 5-5-23 fail to comply with FMVSS 110 due to a population of misprinted labels listing incorrect tire size and pressure ratings.

What is the reason for this recall? STO is recalling certain 2022-2023 Storyteller Overland MODE LT motorhomes built on the Ford Transit chassis. The tire and loading information label may indicate an incorrect tire size and pressure. As such, these vehicles fail to comply with the requirements of Federal Motor Vehicle Safety Standard number 110, "Tire Selection and Rims."

What is the risk? Incorrect tire and loading information labels can allow an incorrectly sized tire to be installed or result in improperly inflated tires, increasing the risk of a crash.

What is the fix? STO will mail corrected labels, free of charge to customers and dealers with MODE LT inventory. Dealers may contact STO customer service at 1-888-999-7442. Once both new labels have been applied to the vehicle pursuant to the attached instructions, please send the VIN and a picture of the new labels on the vehicle to STO at warranty@storytelleroverland.com.

Dealers are to service all vehicles subject to this campaign at no charge to owners regardless of mileage, age of vehicle, or ownership from this time forward. STO will reimburse your service department for the labor time set forth in the repair instructions.

Thank you for your prompt attention to this important matter.
-Storyteller Overland Team



NHTSA Recall # 23V-695: Ford MODE LT Tire Label Correction

Rev10182023

Overview:

This document steps you through how to replace the "Tire and Loading Information" label as well as the Federal Vehicle Certification label. Once completed, please supply a picture showing the new labels applied to your van to warranty@storytelleroverland.com. Please contact Storyteller should you have any questions or need any assistance with these instructions.

Safety Alert:

Do not perform these steps unless you feel comfortable doing so. Reach out to Storyteller Overland should you have any questions or concerns.

Repair Time: 5 Minutes

Applicable Vehicles:

All STO Ford Transit MODE LTs

Tools and Parts Needed:

- Tools:
 - Clean paper towels/rags
 - Isopropyl Alcohol
- Parts*:
 - New Tire and Loading Information Label with clear laminate
 - New Federal Vehicle Certification Label with clear laminate

* Parts required for repair will be provided to you by STO

Repair Procedure:

1. Park the van in a safe area with adequate room to access the driver door jamb.
2. Locate the existing "Tire and Loading Information" label on the driver door jamb. Remove and dispose of this label to reveal the OEM Tire and Loading Label. See figure 1a and 1b.



Figure 1a

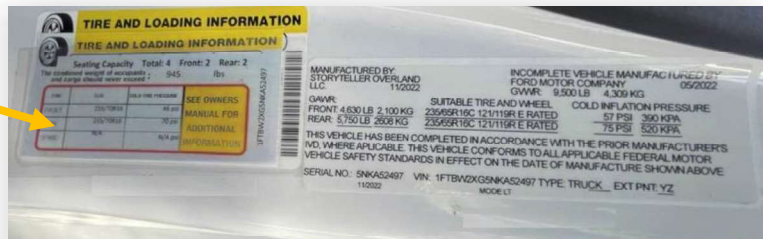


Figure 1b

Remove top "Tire and Loading Information" label

3. Clean the face of the remaining OEM Tire and Loading Label using clean paper towels/rags and Isopropyl alcohol. Allow the alcohol to evaporate for about 1 minute after cleaning.
4. Ensure the face is dry, then apply the new Tire and Loading Information Label with clear laminate over top of the OEM Tire and Loading label as shown in figure 2.

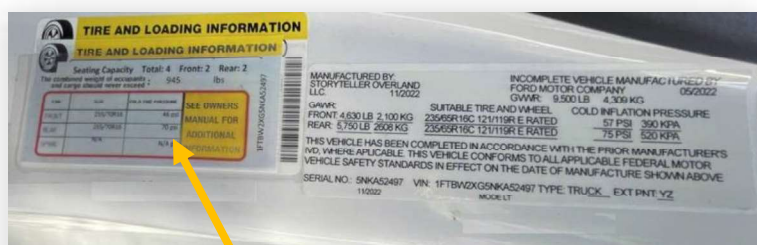


Figure 2

Apply new "Tire and Loading Information" label over top of OEM label.

- Locate and clean the face of the Federal Vehicle Certification Label using clean paper towels/rags and Isopropyl alcohol. Allow the alcohol to evaporate for about 1 minute after cleaning. See figures 3a and 3b.



Figure 3a



Figure 3b

Clean the face of the Federal Vehicle Certification label

- Ensure the face is dry, then apply the new Federal Vehicle Certification Label with clear laminate over top of the existing label. See figure 4

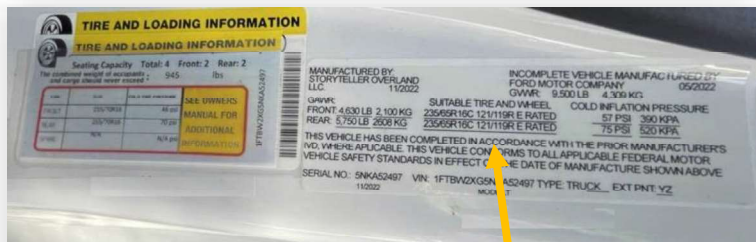


Figure 4

Apply new Federal Vehicle Certification label over top of existing label.

- Once both new labels have been applied to the van, provide a picture of the new labels on the vehicle to Storyteller at warranty@storytelleroverland.com