



Stacy L. Balzer  
 Operating Director  
 Service Engineering Operations  
 Ford Customer Service Division

Ford Motor Company  
 P. O. Box 1904  
 Dearborn, Michigan 48121

October 9, 2023

**TO:** All U.S. Ford and Lincoln Dealers

**SUBJECT:** NEW VEHICLE DEMONSTRATION / DELIVERY HOLD  
 Safety Recall 23S49 - **SUPPLEMENT #2**  
 Certain 2023 Model Year F250-F350 with 10.5” Axle Shaft  
 Left Axle Shaft Failure at Flange

**REF:** NEW VEHICLE DEMONSTRATION / DELIVERY HOLD  
 Safety Recall 23S49 - **SUPPLEMENT #1**  
 Certain 2023 Model Year F250-F350 with 10.5” Axle Shaft  
 Left Axle Shaft Failure at Flange

**NEW! REASON FOR THIS SUPPLEMENT**

- **Service Action – The repair is now available.**
- **Updated Labor Allowances – The repair labor allowances are now available.**
- **Parts Ordering Information – Parts are available.**
- **Updated Technical Instructions**

**AFFECTED VEHICLES**

Vehicle	Model Year	Assembly Plant	Build Dates
F250-F350	2023	Kentucky Truck	March 20, 2023 through August 21, 2023

US population of affected vehicles: 41,468. Affected vehicles are identified in OASIS and FSA VIN Lists.

**REASON FOR THIS SAFETY RECALL**

In some of the affected vehicles, the left rear axle shaft was manufactured without proper completion of a heat treatment process which may cause the left rear axle shaft to break. A broken rear axle shaft could result in a loss of motive power and the inability to hold the vehicle in park. If the parking brake is not applied, this could result in unintended vehicle movement, increasing the risk of injury or crash.

**NEW! SERVICE ACTION**

*Dealers are to locate the pin stamp on the left rear axle flange. If the first digit of the pin stamp is 1, 2 or missing remove and replace the left rear axle shaft. If the first digit of the pin stamp is not 1 or 2, the axle passed the inspection. This service must be performed on all affected vehicles at no charge to the vehicle owner.*

**OWNER NOTIFICATION MAILING SCHEDULE**

Owner letters are expected to be mailed the week of October 16, 2023. Dealers should repair any affected vehicles that arrive at their dealerships.

**PLEASE NOTE:**

**Federal law requires dealers to complete this recall service before a new vehicle is delivered to the buyer or lessee. Violation of this requirement by a dealer could result in a civil penalty of up to \$26,315 per vehicle. Correct all vehicles in your new vehicle inventory before delivery.**

## **NEW** ATTACHMENTS

- Administrative Information
- **NEW** Labor Allowances and Parts Ordering Information
- **NEW** Technical Instructions
- Mobile Service Repair Assessment
- Recall Reimbursement
- **NEW** Owner Notification Letters

## **QUESTIONS & ASSISTANCE**

For questions and assistance, contact the Special Service Support Center (SSSC) via the SSSC Web Contact Site. The SSSC Web Contact Site can be accessed through the Professional Technician System (PTS) website using the SSSC link listed at the bottom of the OASIS VIN report screen or listed under the SSSC tab.

Sincerely,



Stacy L. Balzer

Safety Recall 23S49 – **Supplement #2**

**MOBILE SERVICE REPAIR ASSESSMENT LEVEL**

- All repairs in this program have the following assessment level.  
⊗ - Not a Mobile Service Repair

**OASIS ACTIVATION**

OASIS was activated on August 30, 2023.

**FSA VIN LISTS ACTIVATION**

FSA VIN Lists was available through <https://web.fsavinlists.dealerconnection.com> on August 30, 2023. Owner names and addresses will be available by October 9, 2023.

**NOTE:** Your FSA VIN Lists may contain owner names and addresses obtained from motor vehicle registration records. The use of such motor vehicle registration data for any purpose other than in connection with this recall is a violation of law in several states, provinces, and countries. Accordingly, you must limit the use of this listing to the follow-up necessary to complete this recall.

**SOLD VEHICLES**

- Ford has not issued instructions to stop selling/delivering or driving used vehicles under this safety recall. Owners should contact their dealers for an appointment to have their vehicles remedied as soon as practicable.
- Immediately contact any of your affected customers whose vehicles are not on your VIN list but are identified in OASIS. Give the customer a copy of the Owner Notification Letter (when available) and schedule a service date.
- Correct other affected vehicles identified in OASIS which are brought to your dealership.
- Dealers are to prioritize repairs of customer vehicles over repairs of new and used vehicle inventory.

**STOCK VEHICLES**

- Correct all affected units in your new vehicle inventory before delivery.
- Use OASIS to identify any affected vehicles in your used vehicle inventory.

**DEALER-OPERATED RENTAL VEHICLES**

The Fixing America's Surface Transportation (FAST) Act law effective June 2016 prohibits a rental company from selling, renting, or leasing vehicles subject to a safety or compliance recall. Please consult your legal counsel for legal advice.

**BRANDED / SALVAGED TITLE VEHICLES**

Affected branded / salvaged title vehicles are eligible for this recall.

**Safety Recall 23S49 – Supplement #2**

**OWNER REFUNDS**

- This safety recall must still be performed, even if the owner has paid for a previous repair. Claiming a refund will not close the recall on the vehicle.
- Ford Motor Company is offering a refund for owner-paid repairs covered by this recall if the repair was performed before the date indicated in the reimbursement plan, which is posted with this bulletin. Owners are directed to seek reimbursement through authorized dealers or, at their option, directly through Ford Motor Company at P.O. Box 6251, Dearborn, MI 48121-6251.
- Dealers are also pre-approved to refund owner-paid emergency repairs that were performed away from an authorized servicing dealer after the end date specified in the reimbursement plan. Non-covered repairs, or those judged by Ford to be excessive, will not be reimbursed.
- Refunds will only be provided for the cost associated with left rear axle failure at the flange.

**RENTAL VEHICLES**

Rental vehicles are not approved for this program.

**PICK-UP AND DELIVERY- Participating Dealers**

Dealers participating in the Remote Experience Program:

- Refer to EFC12071, 2023 Remote Experience Program, Pickup & Delivery (PDL) Offset section for additional details.

**PICK-UP AND DELIVERY- Non-participating Dealers**

Dealers not participating in the 2023 Remote Experience Program for Pick-up & Delivery are authorized to claim unique services for completing this program.

- Dealers are authorized to claim one-half labor hour per repair for vehicle pick-up & delivery services. Refer to Labor Allowances for details.
- Dealers must retain a Vehicle Pick-up & Delivery Record with the repair order documentation.

**ADDITIONAL REPAIR (LABOR TIME AND/OR PARTS)**

Additional repairs identified as necessary to complete the FSA should be managed as follows:

- For related damage and access time requirements, refer to the Warranty and Policy Manual / Section 6 – Ford & Lincoln Program Policies / General Information & Special Circumstances for FSAs / Related Damage.
- For vehicles within new vehicle bumper-to-bumper warranty coverage, no SSSC approval is required, although related damage must be on a separate repair line with the “Related Damage” radio button checked.
  - Ford vehicles – 3 years or 36,000 miles
- For vehicles outside new vehicle bumper-to-bumper warranty coverage, submit an Approval Request to the SSSC Web Contact Site before completing the repair.

Safety Recall 23S49 – **Supplement #2**

**CLAIMS PREPARATION AND SUBMISSION**

- **Claim Entry:** Enter claims using Dealer Management System (DMS) or One Warranty Solution (OWS) online.
  - When entering claims, select claim type 31: Field Service Action. The FSA number (23S49) is the subcode.
  - For additional claims preparation and submission information, refer to the Recall and Customer Satisfaction Program (CSP) Repairs in the OWS User Guide.
- **Related Damage/Additional labor and/or parts:** Must be claimed as Related Damage on a separate repair line from the FSA with the same claim type and subcode as described in Claim Entry above.

**IMPORTANT:** Click the Related Damage Indicator radio button.
- **Pickup & Delivery:**
  - Dealers participating in the Remote Experience Program –
    - Refer to EFC12071, 2023 Remote Experience Program, Pickup & Delivery (PDL) Offset section for additional details.
  - Dealers NOT participating in the Remote Experience Program –
    - Dealers are authorized to claim one-half labor hour per repair for vehicle pick-up and delivery services.
    - Dealers must retain a Vehicle Pick-up and Delivery Record with the repair order documentation.

Safety Recall 23S49 – **Supplement #2**

**NEW!** LABOR ALLOWANCES

Description	Labor Operation	Labor Time
Inspect Left Rear Axle Flange – PASS	23S49B	0.3 Hours
<i>Inspect Left Rear Axle Flange – DOES NOT PASS – Replace axle &amp; top off fluid – PHOTOS REQUIRED</i>	<i>23S49C</i>	<i>0.7 Hours</i>
<i>Axle broken – Remove differential cover, replace axle, install differential cover and top off fluid – PHOTOS REQUIRED</i>	<i>23S49D</i>	<i>1.2 Hours</i>
Vehicle Pick-up and Delivery Allowance: <b>This allowance is only for <u>non-eligible</u> 2023 Remote Experience Program Dealers.</b> <b>NOTE:</b> This allowance is for dealer-performed vehicle pick- up/delivery for dealership repairs only. Can only be claimed once, regardless of outstanding FSAs repaired.	23S49PP	0.5 Hours
Time allowed to submit photos	23S49ZZ	0.2 Hours

**NEW!** PARTS REQUIREMENTS / ORDERING INFORMATION

Part Number	Description	Order Quantity	Claim Quantity
<i>BC3Z-4234-C</i>	<i>SHAFT ASSEMBLY – REAR AXLE LH 10.5 RG</i>	<i>1</i>	<i>1</i>
<i>W714981-S439</i>	<i>BOLT (4 PER PACKAGE) – 8 REQUIRED</i>	<i>2</i>	<i>8</i>
<i>LC3Z-4A332-A</i>	<i>O/RG-RR AX SJFT RET WSHR (1 PER PACKAGE)</i>	<i>1</i>	<i>1</i>
<i>PC3Z-4036-A</i>	<i>DIFFERENTIAL GASKET (1 PER PACKAGE)</i>	<i>1</i>	<i>1</i>
<i>XY-75W85-QL</i>	<i>OIL – REAR AXLE (12 QUARTS PER CASE) – 4 QUARTS NEEDED</i>	<i>.33</i>	<i>4</i>

Order your parts through normal order processing channels. To guarantee the shortest delivery time, an emergency order for parts must be placed.

**DEALER PRICE**

For the latest prices, refer to DOES II.

**PARTS RETENTION, RETURN, & SCRAPPING**

Follow the provisions of the Warranty and Policy Manual, Section 1 - WARRANTY PARTS RETENTION AND RETURN POLICIES. If a replaced part receives a scrap disposition, the part must be scrapped by all applicable local, state, and federal environmental protection and hazardous material regulations. Federal law prohibits selling motor vehicle parts or components that are under safety, compliance, or emissions recall.

**EXCESS STOCK RETURN**

The excess stock returned for credit must have been purchased from Ford Customer Service Division by Policy Procedure Bulletin 4000.

Safety Recall 23S49 – **Supplement #2**

**REPLACED FSA PARTS INSPECTION AND SIGN OFF**

Effective March 1<sup>st</sup>, 2021, all parts replaced as part of an FSA repair with a repair order open date of March 1<sup>st</sup>, 2021, or later must be inspected and signed off on the repair order by a member of your dealer fixed operations management team or an employee of the task has been delegated to. If the task is to be delegated to a non-management employee, the employee needs to be someone other than the technician who completed the repair and needs to understand the importance of completing this task consistently and accurately.

- All parts replaced as part of an FSA repair should be returned to the parts department following the Warranty Parts Retention and Return Policies.
- Inspect the replaced parts to verify the FSA repair was completed.
- If the FSA repair is found to be complete, the designated employee signs the repair order line or parts return stamp area (electronic or hand signed) for the FSA repair indicating the parts were inspected and validated to have been replaced.
- After the parts have been inspected, they should be handled based on the guidance in the parts status report in the Online Warranty System (Hold, Return, CORE, Scrap, etc.). Please visit FMCDEALER > PARTS & SERVICE > WARRANTY ADMINISTRATION & WARRANTY PARTS RETURN for the latest [Immediate Scrap List](#) information.
- This process is subject to review during warranty audits for FSA repairs with a repair order open date of March 1<sup>st</sup>, 2021, or later. Any eligible FSA claims requiring parts replacement found not to have been inspected and signed off during a warranty audit will be subject to chargeback and consideration for enrollment into the Dealer Incomplete Recall Repair Process.

**Note:** Other approvals (electronic or handwritten) for add-on repair lines, dealer-owned vehicle repairs, and repeat repairs do not qualify as FSA parts inspection approvals. The post-repair FSA parts inspection process (electronic or handwritten) is independent of other warranty approval requirements. The approval by the designated employee implies that the FSA parts were found to be replaced and must be able to be identified on the Repair Order. If multiple FSAs require approval on a single Repair Order, each applicable occurrence will require individual post-repair approval by the designated employee.

## CERTAIN 2023 MODEL YEAR SUPERDUTY VEHICLES EQUIPPED WITH A SINGLE REAR WHEEL (SRW) 10.5 AXLE — LEFT AXLE SHAFT FLANGE INSPECTION

### **NEW!** SERVICE PROCEDURE

 This procedure is different from the Workshop Manual (WSM). Follow Technical Instructions carefully.

1. Remove the Left Hand (LH) rear wheel. Follow the WSM procedures in Section 204-04A.

**NOTICE:** DO NOT use sand paper or aggressive pressure as the pin stamp could be removed.

2. Using a right angle grinder with a wire wheel, apply light pressure and remove the black coating on the LH rear axle flange to expose the bare metal. See Figure 1.




FIGURE 1





3. Locate the pin stamp on the LH rear axle flange. See Figure 2. Was the pin stamp missing?


**YES** - Take pictures of the axle flange and send them to SSSC. The axle **DOES NOT PASS** inspection; *Proceed to Step 5.*

**NO** - Proceed to Step 4.

4. Was the first digit on the pin stamp a 1 or 2? See Figure 2.

**YES** - Take pictures of the axle flange and send them to SSSC. The axle **DOES NOT PASS** inspection; *Proceed to Step 5.*

**NO** - The axle **PASSED** inspection. Install the LH rear wheel. Follow the WSM procedures in Section 204-04A. This completes the FSA.



**FIGURE 2**


*5. Remove the LH axle shaft. Follow the WSM procedures in Section 205-02G.*



6. Is the LH axle shaft complete and in one piece? See Figure 3.

**YES** - Proceed to Step 10.

**NO** - Proceed to Step 7.



**FIGURE 3**

7. Remove the Rear Differential Housing Cover . Follow the WSM procedures in Section 205-02D.

8. From inside of the rear differential in between the spider gears, push the broken LH axle out of the axle assembly tube and remove the axle shaft from the wheel side of the axle tube. Flush the LH axle assembly tube and the differential using brake cleaner and compressed air to remove any metal or debris.

9. Install the Rear Differential Housing Cover. Follow the WSM procedures in Section 205-02D.

10. Install the LH axle shaft. Follow the WSM procedures in Section 205-02G.

11. Install the LH rear wheel. Follow the WSM procedures in Section 204-04A.

**IMPORTANT NOTE:** Federal law prohibits selling motor vehicle parts or components that are under safety, compliance, or emissions recall. Unless a part is requested to be returned to Ford, all parts replaced under this FSA must be scrapped in accordance with all applicable local, state and federal environmental protection and hazardous material regulations. Refer to the Parts Retention, Return, & Scrapping section of the FSA dealer bulletin for further information.



Recall 23S49 – Supplement #2












Mobile Service Repair Assessment

Assessment levels have been identified to help determine the ease of performing eligible mobile service repairs for a Field Service Action (FSA) outside of the dealership service facility.


**Dealer Bulletin**



Within Attachment I of the dealer bulletin a mobile service repair assessment level(s) will be provided. These assessment levels have been determined using the amount of time, equipment and labor identified to perform the intended service action.

**Assessment Levels**

-  - Mobile Reprogramming
-   - Light Mobile Service
-    - Enhanced Mobile Service
-     - Advanced Mobile Service
-  - Wheel and Tire Mobile Service
-  - Not a Mobile Service Repair

**Description of each level that is used to determine the overall assessment.**

-  – Mobile Reprogramming
  - Module Programming or similar type services
  - Minimum tools maybe required other than an **IDS/FDRS** setup
  - FDRS programming that requires internet connection (wi-fi or mobile hotspot)
  - Make sure vehicle has a charge port to ensure battery voltage is maintained during flashing of the module(s)
  - Repairs not greater than 1 hour in length (including time to wait for programming)

*Note: The location will need a charging station or wall box to maintain the 12-volt battery.*
-   – Light Mobile Service
  - Interior repair procedures that do not require seat, dash, or headliner removal
  - Under hood repairs that do not require large component removal
  - Exterior repairs that do not require large component/panel removal
  - Repairs may require standard hand tools (Access to a Technician starter kit or similar)

Recall 23S49 – Supplement #2

   – Enhanced Mobile Service

- ***A two-person process is required anytime a procedure requires work under the vehicle***
  - Brake Inspection and Brake Repair/Replacement
  - Limited Suspension Component replacement (no alignment)
  - Under Vehicle access for limited repairs (no large component removal)
  - Vehicle Check Up - VCU
  - Pre-Delivery Inspection - PDI
  - Used Car Inspection/Presale Inspection
  - May require floor jack, jack stands, and impact tools
- Note: Wheel lock may be required.*

    – Advanced Mobile Service

- Fluid Exchange/Oil Change
- Light Repairs
- Brake Hydraulic Repairs

 – Wheel and Tire Mobile Service

- Tire Removal from Wheel
- Tire Balancing
- Tire Repair

*Note: Specialized Mobile Service unit and equipment including Tire balancer and Tire Changer required.*

 – Not a Mobile Service Repair

- Large component removal
- BEV Battery Replacement
- Requires a vehicle hoist – to complete the repair (more than inspection)
- Required vehicle alignment
- Requires significant vehicle disassembly
- Repairs greater than 2-3 hours
- Any repairs that require M-Time
- Includes a service procedure where the vehicle owner may be distressed about the state of their vehicle

**Ford Motor Company**  
**Recall Reimbursement Plan for 23S49**

*Ford and Lincoln dealers are in the best position to quickly and efficiently process reimbursement requests. However, federal legislation requires all motor vehicle manufacturers to establish processes through which customers may seek recall reimbursement directly from the manufacturer or the dealers.*

*Regarding the specific reimbursement plan for Recall # 23S49, owners who have paid for service to remedy the defect or noncompliance must have had that service performed before November 3, 2023. After this date, if repairs related to this recall are performed by a non-Ford repair facility in an emergency, customers must submit any refund requests through their dealership. As required by this federal regulation, Ford Motor Company submitted the details of its latest General Recall Reimbursement Plan in a letter to the National Highway Traffic Safety Administration (NHTSA) in May 2021. The following is the text of that letter and the Plan:*

**General Recall Reimbursement Plan**  
(As submitted to the NHTSA)

Pursuant to the requirements set forth in 49 CFR Part 573 and Part 577 of the Code of Federal Regulations, Ford Motor Company (Ford) is submitting required information pertaining to our general reimbursement plan for the cost of remedies paid for by vehicle owners before they are notified of a related safety recall.

Set forth below is Ford's general plan to reimburse owners and purchasers for costs incurred for remedies in advance of notification of potential safety-related defects or noncompliances pursuant to Part 573.6 (c)(8)(i). This plan has not changed since our May 5, 2021 submission.

Reimbursement Notification

Ford's notice to a vehicle owner in accordance with 49 CFR Part 577 will indicate that Ford is offering a refund if the owner paid to have service to remedy the defect or noncompliance prior to a specified ending date. In accordance with Part 573.13 (c)(2), this ending date will be defined as a minimum of ten calendar days after the date on which Ford mailed the last of its Part 577 notifications to owners and will be indicated in the specific reimbursement plan available to owners for an individual recall. This notice will direct owners to seek eligible reimbursement through authorized dealers or, at their option, directly through Ford at the following address:

Ford Motor Company  
P.O. Box 6251  
Dearborn, MI 48121-6251

Ford notes that this rule allows for the identification of a beginning date for reimbursement eligibility. Under the rule, an owner who paid to remedy the defect or noncompliance prior to the identified beginning date would not be eligible for reimbursement. Ford generally has not established such a beginning date for reimbursement eligibility and does not presently anticipate changing this general policy. However, in any case where Ford determines a beginning date is appropriate, Ford will indicate that date in the owner notice. As permitted by 577.11(e), Ford may not include a reimbursement notification when all vehicles are well within the warranty period, subject to approval by the Agency.

## Costs to be Reimbursed

For vehicles, reimbursement will not be less than the lesser of:

- The amount paid by the owner for the remedy that specifically addressed and was reasonably necessary to correct the defect or noncompliance that is the subject of the recall, or
- The cost of parts for the remedy (to be no more than the manufacturer's list retail price for authorized part(s), plus associated labor at local labor rates, miscellaneous fees (such as disposal of waste) and taxes.

For replacement equipment, reimbursement will be the amount paid by the owner for the replacement item (limited by the amount of the retail list price of the defective or noncompliant item that was replaced, plus taxes, where the brand or model purchased by the owner was different than the brand or model that was the subject of the recall). If the item of motor vehicle equipment was repaired, the reimbursement provisions identified above for vehicles will apply.

Ford notes that costs incurred by the owner within the period during which Ford's original or extended warranty would have provided for a free repair of the problem will not be eligible for reimbursement, as provided by Part 573.13 (d)(1).

## Entities Authorized to Provide Reimbursement

Ford will continue to use authorized dealers to reimburse owners under the specific reimbursement plans for a particular recall and will encourage owners to pursue requests for reimbursement directly through dealers to expedite reimbursement. Ford will also provide a mailing address to which customers can, at their option, send requests for reimbursement directly to Ford, as previously noted. Requests for reimbursement sent directly to Ford may take up to 60 days to process. Whether the owner chooses to pursue reimbursement requests through a dealer or directly through Ford, the owner will be directed to submit the required documentation, upon which reimbursement eligibility will be determined.

## Required Documentation

The reimbursement determination will depend upon the information provided by the customer. Consistent with Part 573.13 (d)(4) the following information must be submitted:

- Claimant name and address
- Vehicle make, model and model year
- Vehicle identification number (VIN) and, for replacement equipment, a description of such equipment or, for tires, the model, size and TIN (DOT code)
- Identification of the recall number (either the Ford recall number or the NHTSA recall number)
- Identification of the owner of the recalled vehicle at the time that the pre-notification remedy was obtained
- An original receipt for the pre-notification remedy that includes a breakdown of the amount for parts, labor, other costs and taxes, including costs for the replacement item. Where the receipt covers work other than to address the recall or noncompliance, Ford may require the claimant to separately identify costs that are eligible for reimbursement.
- If the remedy was obtained during the warranty repair did not correct the problem related to the recall

Failure to submit all the above information may result in denial of the reimbursement request.

Additional Information

The Part 577 required owner notice will provide a toll-free telephone number through which specific information about the reimbursement plan can be requested from Ford. This general reimbursement plan will be incorporated into notifications pursuant to Part 573.6 by reference. Information specific to an individual recall also may be incorporated into the Part 573.6 notification.