



Stacy L. Balzer
 Operating Director
 Service Engineering Operations
 Ford Customer Service Division

Ford Motor Company
 P. O. Box 1904
 Dearborn, Michigan 48121

August 7, 2023

TO: All U.S. Ford and Lincoln Dealers

**SUBJECT: NEW VEHICLE DEMONSTRATION / DELIVERY HOLD -
 Safety Recall 23S23 - Supplement #1**

Certain 2020-2023 Explorer and Aviator, and 2020-2022 Corsair Model Year Vehicles

Inoperative Rear / 360 Degree Camera with A Blue or Black Screen

**REF: NEW VEHICLE DEMONSTRATION / DELIVERY HOLD -
 Safety Recall 23S23**

Certain 2020-2023 Explorer and Aviator, and 2020-2022 Corsair Model Year Vehicles

Inoperative Rear / 360 Degree Camera with A Blue Screen

Dated: July 10, 2023

New! REASON FOR THIS SUPPLEMENT

- **Service Action:** *The interim repair is now available.*
- **Technical Instructions:** *Now available.*
- **Labor Allowances:** *The interim repair labor allowances are now available.*

AFFECTED VEHICLES

Vehicle	Model Year	Assembly Plant	Build Dates
Explorer	2020 - 2023	Chicago	October 19, 2018 through May 2, 2023
Aviator	2020 - 2023	Chicago	October 19, 2018 through May 2, 2023
Corsair	2020 - 2022	Louisville	January 7, 2019 through December 15, 2022

US population of affected vehicles: 421,510. Affected vehicles are identified in OASIS and FSA VIN Lists.

Note: Some vehicles may be in the process of being repaired at the plant. Monitor OASIS before opening an RO and/or beginning a repair. Parts purchased for an FSA can be returned for credit if required. See the EXCESS STOCK RETURN details in Labor Allowances and Parts Ordering Information for more information.

REASON FOR THIS SAFETY RECALL

In some of the affected vehicles, customers may intermittently experience a rear camera blue image or a full blue or black image on the SYNC screen when the vehicle is placed in reverse, or when the 360 degree view is selected and available (during low-speed operation). Once displayed, the rear camera blue image or a full blue or black image may persist for the remainder of the ignition ON cycle. Once present, the issue is likely to reoccur on subsequent key cycles. The loss of the rear camera image while in reverse increases the risk of a crash.

New! SERVICE ACTION

An interim repair that updates the camera system's software is now available. The interim repair DOES NOT close the FSA.

This interim repair is NOT intended for dealer in-stock units. It will not close out FSA 23S23 and will not allow the vehicle to be delivered.

For customers that are observing a blue or black screen on the rearview/360 degree camera when in reverse, dealers are to update the Image Processing Module B (IPMB) to the latest software level using FDRS.

To assist vehicle owners to have this interim repair completed, dealers should:

- *Arrange for a mobile repair at the owner's location, or:*
- *Arrange to pick up the owner's vehicle and drive it to the dealership for repairs (rentals are not authorized – see Rental Vehicles)*
 - *Re-deliver the owner's vehicle after repairs have been completed.*
- *Pick-up and delivery and mobile service should be made available for all customers. Refer to the Claiming sections for further details.*

Permanent Fix:

The permanent fix is estimated to be available starting 4th quarter, 2023.

NOTIFICATION MAILING SCHEDULE

Owner letters are expected to be mailed during the fourth quarter. Dealers should repair any affected vehicles that arrive at their dealerships, whether or not the customer has received a letter.

PLEASE NOTE:

Federal law requires dealers to complete this recall service before a new vehicle is delivered to the buyer or lessee. Violation of this requirement by a dealer could result in a civil penalty of up to \$26,315 per vehicle. Correct all vehicles in your new vehicle inventory before delivery.

New! ATTACHMENTS

- Administrative Information
- Labor Allowances and Parts Ordering Information
- *Technical Instructions*
- Mobile Service Repair Assessment
- Mobile Repair/Vehicle Pickup and Delivery Record
- Recall Reimbursement Plan

QUESTIONS & ASSISTANCE

For questions and assistance, contact the Special Service Support Center (SSSC) via the SSSC Web Contact Site. The SSSC Web Contact Site can be accessed through the Professional Technician System (PTS) website using the SSSC link listed at the bottom of the OASIS VIN report screen or listed under the SSSC tab.

Sincerely,

A handwritten signature in black ink that reads "Stacy L. Balzer". The signature is written in a cursive style with a large, looped initial 'S'.

Stacy L. Balzer

Safety Recall 23S23 - Supplement #1**MOBILE SERVICE REPAIR ASSESSMENT LEVEL**

- All repairs in this program have the following assessment level.
 - 🔧 - Mobile Reprogramming

MOBILE REPAIR RECOMMENDATIONS

- Confirm with the customer a mobile repair is feasible.
- Check OASIS before going to the customer's home or business to confirm if any other outstanding FSA needs to be completed.
- Transportation – due to the simplicity of this repair, a specialty vehicle is not required.

MOBILE REPAIR ADDITIONAL INFORMATION

Please ensure the technician brings the following to the mobile repair destination:

- Printed Technical Instructions
- Printed Repair/Work Order or any other necessary documentation as customer copy(s)
 - Documents could also be emailed to the customer.
- Shirt/uniform and vehicle graphic with the dealership or Ford logos are recommended.
- Recommended tools and cleaning supplies: fully charged laptop with most current FDRS software loaded, Vehicle Communication Module II (VCM II), cables, and handheld portable vehicle battery booster.

MOBILE REPAIR QUESTIONS AND ASSISTANCE

- For questions and assistance, contact the Special Service Support Center (SSSC) via the SSSC Web Contact Site. Work with Dealership warranty administrator to create a SSSC contact ID#.
- Once an SSSC agent responds to the new contact ID#, you may opt to call the SSSC hotline: (800) 325-5621.

MOBILE REPAIR CLAIMING QUESTIONS

Dealers participating in the Remote Experience Program:

- Refer to Electronic Field Communication - EFC12071 2023 Remote Experience Program.

Dealers NOT participating in the 2023 Remote Experience Program:

- For questions and assistance, contact the Special Service Support Center (SSSC) via the SSSC Web Contact Site. Work with the Dealership warranty administrator to create an SSSC contact ID#.
- Once an SSSC agent responds to the new contact ID#, you may opt to call the SSSC hotline: (800) 325-5621.

OASIS ACTIVATION

OASIS has been activated since May 16, 2023

Safety Recall 23S23 - Supplement #1**FSA VIN LISTS ACTIVATION**

FSA VIN Lists have been available through <https://web.fsavinlists.dealerconnection.com> since May 16, 2023. Owner names and addresses will be available once the final repair has been communicated.

NOTE: Your FSA VIN Lists may contain owner names and addresses obtained from motor vehicle registration records. The use of such motor vehicle registration data for any purpose other than in connection with this recall is a violation of law in several states, provinces, and countries. Accordingly, you must limit the use of this listing to the follow-up necessary to complete this recall.

SOLD VEHICLES

- Ford has not issued instructions to stop selling/delivering or driving used vehicles under this safety recall.
- Correct other affected vehicles identified in OASIS which are brought to your dealership.
- Dealers are to prioritize repairs of customer vehicles and **NOT** perform the interim repair on in-stock inventory.

STOCK VEHICLES

- **DO NOT** apply the interim repair to in-stock units.

DEALER-OPERATED RENTAL VEHICLES

The Fixing America's Surface Transportation (FAST) Act law effective June 2016 prohibits a rental company from selling, renting, or leasing vehicles subject to a safety or compliance recall. Please consult your legal counsel for legal advice.

BRANDED / SALVAGED TITLE VEHICLES

Affected branded / salvaged title vehicles are eligible for this recall.

OWNER REFUNDS

- **This safety recall must still be performed, even if the owner has paid for a previous repair. Claiming a refund will not close the recall on the vehicle.**
- Ford Motor Company is offering a refund for owner-paid repairs covered by this recall if the repair was performed before the date indicated in the reimbursement plan, which is posted with this bulletin. Owners are directed to seek reimbursement through authorized dealers or, at their option, directly through Ford Motor Company at P.O. Box 6251, Dearborn, MI 48121-6251.
- Dealers are also pre-approved to refund owner-paid emergency repairs that were performed away from an authorized servicing dealer after the end date specified in the reimbursement plan. Non-covered repairs, or those judged by Ford to be excessive, will not be reimbursed.
- Refunds will only be provided for the cost associated with the blue or black rear camera screen.

RENTAL VEHICLES

Rental vehicles are not approved for this program.

Safety Recall 23S23 - Supplement #1**PICK-UP AND DELIVERY- Participating Dealers**

Dealers participating in the Remote Experience Program:

- Refer to EFC12071, 2023 Remote Experience Program, Pickup & Delivery (PDL) Offset section for additional details.

PICK-UP AND DELIVERY- Non-participating Dealers

Dealers not participating in the 2023 Remote Experience Program for Pick-up & Delivery are authorized to claim unique services for completing this program.

- Dealers are authorized to claim one-half labor hour per repair for vehicle pick-up & delivery services. Refer to Labor Allowances for details.
- Dealers must retain a Vehicle Pick-up & Delivery Record with the repair order documentation.

LINCOLN PICKUP AND DELIVERY

Owners of 2017 MY and newer Lincoln vehicles have the option of requesting pickup and delivery service with a Lincoln loaner (up to 2 days), from their dealership. For details, reference EFC12060, 2023 Lincoln Pickup & Delivery Updates.

ADDITIONAL REPAIR (LABOR TIME AND/OR PARTS)

Additional repairs identified as necessary to complete the FSA should be managed as follows:

- For related damage and access time requirements, refer to the Warranty and Policy Manual / Section 6 – Ford & Lincoln Program Policies / General Information & Special Circumstances for FSAs / Related Damage.
- For vehicles within new vehicle bumper-to-bumper warranty coverage, no SSSC approval is required, although related damage must be on a separate repair line with the “Related Damage” radio button checked.
 - Ford vehicles – 3 years or 36,000 miles
 - Lincoln vehicles – 4 years or 50,000 miles
- For vehicles outside new vehicle bumper-to-bumper warranty coverage, submit an Approval Request to the SSSC Web Contact Site before completing the repair.

CLAIMS PREPARATION AND SUBMISSION

- **Claim Entry:** Enter claims using Dealer Management System (DMS) or One Warranty Solution (OWS) online.
 - When entering claims, select claim type 31: Field Service Action. The FSA number 23S23 is the subcode.
 - For additional claims preparation and submission information, refer to the Recall and Customer Satisfaction Program (CSP) Repairs in the OWS User Guide.
- **Related Damage/Additional labor and/or parts:** Must be claimed as Related Damage on a separate repair line from the FSA with the same claim type and subcode as described in Claim Entry above.

IMPORTANT: Click the Related Damage Indicator radio button.

Safety Recall 23S23 - *Supplement #1***CLAIMS PREPARATION AND SUBMISSION (Continued)**

- **Refunds:** Submit refunds on a separate repair line.
 - Program Code: 23S23
 - Misc. Expense: ADMIN
 - Misc. Expense: REFUND
 - Misc. Expense: 0.2 Hrs.
 - Multiple refunds should be submitted on one repair line and the invoice details for each repair should be detailed in the comments section of the claim.
- **Lincoln Pickup & Delivery:** Claims for Lincoln Pickup & Delivery with a Lincoln loaner (up to 2 days) should be submitted on a separate line from the FSA. Refer to EFC12060, 2023 Lincoln Pickup & Delivery Updates for details.
- **Pickup & Delivery:**
 - Dealers participating in the Remote Experience Program –
 - Refer to EFC12071, 2023 Remote Experience Program, Pickup & Delivery (PDL) Offset section for additional details.
 - Dealers NOT participating in the Remote Experience Program –
 - Dealers are authorized to claim one-half labor hour per repair for vehicle pick-up and delivery services.
 - Dealers must retain a Vehicle Pick-up and Delivery Record with the repair order documentation.
- **Mobile Repair:**
 - Dealers participating in the Remote Experience Program –
 - Refer to Electronic Field Communication - EFC12071 2023 Remote Experience Program.
 - Dealers NOT participating in the Remote Experience Program –
 - Mobile repair allowances can be claimed for dealer-performed mobile repairs. Dealers that are working with Ford-contracted mobile repair companies should refer to those companies for claiming instructions.
 - For dealer-performed mobile repairs, retain a copy of the Service Management signed record (see Repair Procedure Improvement & Revised Labor Time), with the repair order documentation.
 - Claim the mobile repair allowance Labor Operation Code 23S23MM along with the applicable Labor Operation Code for the repair (refer to the Labor Allowances table in Labor Allowances and Parts Ordering Information).

Safety Recall 23S23 - **Supplement #1**

New! **LABOR ALLOWANCES**

Description	Labor Operation	Labor Time
<p><i>Interim Repair – Update the IPMB Software for Customer Owned Vehicles <u>ONLY</u></i> <i>NOTE: This Labor Operation DOES NOT close the program</i></p>	<p><i>23S23WW</i></p>	<p><i>0.7 Hours</i></p>
<p><i>Mobile Service:</i> <i>This allowance is only for non-eligible 2023 Remote Experience Program Dealers.</i> <i>Can be used when the repair takes place away from the dealership</i> <i>If Additional Time is Required Due to Travel, Please Submit an SSSC Approval Form</i></p>	<p><i>23S23MM</i></p>	<p><i>0.5 Hours</i></p>
<p><i>Vehicle Pick-up and Delivery Allowance:</i> <i>This allowance is only for non-eligible 2023 Remote Experience Program Dealers.</i> <i>NOTE: This allowance is for dealer-performed vehicle pick-up/delivery for dealership repairs only. Can only be claimed once, regardless of outstanding FSAs repaired.</i></p>	<p><i>23S23PP</i></p>	<p><i>0.5 Hours</i></p>

PARTS REQUIREMENTS / ORDERING INFORMATION

Parts are not required to complete this repair.

CERTAIN 2020-2023 MODEL YEAR MULTIPLE VEHICLE LINES EQUIPPED WITH 360 DEGREE CAMERAS – INOPERATIVE REAR / 360 DEGREE CAMERA WITH A BLUE OR BLACK SCREEN

SERVICE PROCEDURE

Module Programming

NOTE: Program appropriate vehicle modules before performing diagnostics and clear all DTCs after programming. For DTCs generated after programming, follow normal diagnostic service procedures.

1. Connect a battery charger to the 12V battery.

NOTE: Verify that the negative cable of the charger is installed on a chassis or engine ground, and not the 12 volt battery negative terminal to prevent the battery saver mode from activating on the vehicle.

NOTE: If the diagnostic software does not load or if the vehicle cannot be identified properly, make sure there is a good internet connection and the VCM is properly connected to the DLC.

2. Log into Ford Diagnostic and Repair System (FDRS).

NOTE: Vehicle information is automatically retrieved by the diagnostic software and a Network Test is run. Vehicle identification data appears on the screen when this is complete.

3. Click 'Read VIN from Vehicle' or manually enter the VIN.

NOTE: Available modules are shown on the left hand (LH) side of the screen, and available procedures are listed on the right hand (RH) side of the screen. Modules that are communicating are highlighted in green.

4. Select Toolbox tab.

5. From the list on the LH side of the screen, select **IPMB - Image Processing Module B (IPMB)**.

6. From the list on the RH side of the screen, select **IPMB Software Update**.

7. Click **RUN**. Follow all on-screen instructions carefully.

8. From the list on the RH side of the screen, select **Self-Test** and click **RUN**.

9. Click the **Run Selected Tests** button in the lower right.

10. Click the **Clear & Retest** button at the top of the screen to clear DTCs in all modules.

11. Disconnect the battery charger from the 12V battery once the programming has completed.



Important Information for Module Programming

NOTE: When programming a module, use the following basic checks to ensure programming completes without errors.

- Make sure the 12V battery is fully charged before carrying out the programming steps and connect FDRS/scan tool to a power source.

NOTE: A good internet connection is necessary to identify the vehicle and to load the diagnostic software.

- Inspect the Vehicle Communication Module II (VCM II)/Vehicle Communication Module III (VCM III) or the Vehicle Communication and Measurement Module (VCMM) and the cables for any damage. Make sure scan tool connections are not interrupted during programming.
- A hardwired connection is strongly recommended.
- Turn off all unnecessary accessories (radio, heated/cooled seats, headlamps, interior lamps, HVAC system, etc.) and close doors.
- Disconnect/depower any aftermarket accessories (remote start, alarm, power inverter, CB radio, etc.).
- Follow all scan tool on-screen instructions carefully.
- Disable FDRS/scan tool sleep mode, screensaver, hibernation modes.
- Create all sessions key on engine off (KOEO). Starting the vehicle before creating a session will cause errors within the programming inhale process.

Recovering a module when programming has resulted in a blank module

1. Disconnect the VCM II/VCM III or the VCMM from the data link connector (DLC) and your PC.
2. After ten seconds, reconnect the VCMII/VCMIII or the VCMM to the DLC and the PC. Launch FDRS. The VCMII/VCMIII or the VCMM icon should turn green in the bottom right corner of the screen. If it does not, troubleshoot the FDRS to VCM connection.
3. If you are using the same FDRS as the initial programming attempt, select the appropriate VIN from the Vehicle Identification menu. If you are using a different FDRS, select "Read VIN from Vehicle" and proceed through the Network Test.
4. In the Toolbox menu, navigate to the failed module and Download/Run Programmable Module Installation (PMI). Follow the on-screen prompts. When asked if the original module is installed, select "No" and continue through the installation application.
5. Once programming has completed, a screen may list additional steps required to complete the programming process. Make sure all applicable steps are followed in order.



Safety Recall 23S23













Mobile Service Repair Assessment

Assessment levels have been identified to help determine the ease of performing eligible mobile service repairs for a Field Service Action (FSA) outside of the dealership service facility.


Dealer Bulletin



Within Attachment I of the dealer bulletin a mobile service repair assessment level(s) will be provided. These assessment levels have been determined using the amount of time, equipment and labor identified to perform the intended service action.

Assessment Levels

-  - Mobile Reprogramming
-   - Light Mobile Service
-    - Enhanced Mobile Service
-     - Advanced Mobile Service
-  - Wheel and Tire Mobile Service
-  - Not a Mobile Service Repair

Description of each level that is used to determine the overall assessment.

-  – Mobile Reprogramming
 - Module Programming or similar type services
 - Minimum tools maybe required other than an **IDS/FDRS** setup
 - FDRS programming that requires internet connection (wi-fi or mobile hotspot)
 - Make sure vehicle has a charge port to ensure battery voltage is maintained during flashing of the module(s)
 - Repairs not greater than 1 hour in length (including time to wait for programming)

Note: The location will need a charging station or wall box to maintain the 12-volt battery.
-   – Light Mobile Service
 - Interior repair procedures that do not require seat, dash, or headliner removal
 - Under hood repairs that do not require large component removal
 - Exterior repairs that do not require large component/panel removal
 - Repairs may require standard hand tools (Access to a Technician starter kit or similar)

Safety Recall 23S23

   – Enhanced Mobile Service

- ***A two-person process is required anytime a procedure requires work under the vehicle***
 - Brake Inspection and Brake Repair/Replacement
 - Limited Suspension Component replacement (no alignment)
 - Under Vehicle access for limited repairs (no large component removal)
 - Vehicle Check Up - VCU
 - Pre-Delivery Inspection - PDI
 - Used Car Inspection/Presale Inspection
 - May require floor jack, jack stands, and impact tools
- Note: Wheel lock may be required.*

    – Advanced Mobile Service

- Fluid Exchange/Oil Change
- Light Repairs
- Brake Hydraulic Repairs

 – Wheel and Tire Mobile Service

- Tire Removal from Wheel
- Tire Balancing
- Tire Repair

Note: Specialized Mobile Service unit and equipment including Tire balancer and Tire Changer required.

 – Not a Mobile Service Repair

- Large component removal
- BEV Battery Replacement
- Requires a vehicle hoist – to complete the repair (more than inspection)
- Required vehicle alignment
- Requires significant vehicle disassembly
- Repairs greater than 2-3 hours
- Any repairs that require M-Time
- Includes a service procedure where the vehicle owner may be distressed about the state of their vehicle

Safety Recall 23S23

**MOBILE REPAIR / VEHICLE PICK-UP AND DELIVERY
RECORD**

VIN _____ received (check one):

- Mobile Repair
- Pick-up and/or delivery service

As outlined below for the 23S23 Field Service Action program.

Mobile Repair – Date: _____

OR

Pick-up – Date: _____

Delivery – Date: _____

Repair Order #

Repair Order Date

Service Manager Signature

Date

Ford Motor Company
Recall Reimbursement Plan for 23S23

Ford and Lincoln dealers are in the best position to quickly and efficiently process reimbursement requests. However, federal legislation requires all motor vehicle manufacturers to establish processes through which customers may seek recall reimbursement directly from the manufacturer or the dealers.

*Regarding the specific reimbursement plan for Recall # 23S23, owners who have paid for service to remedy the defect or noncompliance must have had that service performed before **July 14, 2023**. After this date, if repairs related to this recall are performed by a non-Ford repair facility in an emergency, customers must submit any refund requests through their dealership. As required by this federal regulation, Ford Motor Company submitted the details of its latest General Recall Reimbursement Plan in a letter to the National Highway Traffic Safety Administration (NHTSA) in May 2021. The following is the text of that letter and the Plan:*

General Recall Reimbursement Plan
(As submitted to the NHTSA)

Under the requirements outlined in 49 CFR Part 573 and Part 577 of the Code of Federal Regulations, Ford Motor Company (Ford) is submitting the required information about our general reimbursement plan for the cost of remedies paid for by vehicle owners before they are notified of a related safety recall.

Set forth below is Ford's general plan to reimburse owners and purchasers for costs incurred for remedies in advance of notification of potential safety-related defects or noncompliance according to Part 573.6 (c)(8)(i). This plan has not changed since our February 20, 2019 submission.

Reimbursement Notification

Ford's notice to a vehicle owner in accordance with 49 CFR Part 577 will indicate that Ford is offering a refund if the owner paid to have service to remedy the defect or noncompliance before a specified ending date. In accordance with Part 573.13 (c)(2), this ending date will be defined as a minimum of ten calendar days after the date on which Ford mailed the last of its Part 577 notifications to owners, and will be indicated in the specific reimbursement plan available to owners for an individual recall. This notice will direct owners to seek eligible reimbursement through authorized dealers or, at their option, directly through Ford at the following address:

Ford Motor Company
P.O. Box 6251
Dearborn, MI 48121-6251

Ford notes that this rule allows for the identification of a beginning date for reimbursement eligibility. Under the rule, an owner who paid to remedy the defect or noncompliance before the identified beginning date would not be eligible for reimbursement. Ford generally has not established such a beginning date for reimbursement eligibility and does not presently anticipate changing this general policy. However, in any case, where Ford determines a beginning date is appropriate, Ford will indicate that date in the owner's notice. As permitted by 577.11(e), Ford may not include a reimbursement notification when all vehicles are well within the warranty period, subject to approval by the agency.

Costs to be Reimbursed

For vehicles, reimbursement will not be less than the lesser of:

- The amount paid by the owner for the remedy that specifically addressed and was reasonably necessary to correct the defect or noncompliance that is the subject of the recall, or
- The cost of parts for the remedy (to be no more than the manufacturer's list retail price for authorized part(s), plus associated labor at local labor rates, miscellaneous fees (such as disposal of waste), and taxes.

For replacement equipment, reimbursement will be the amount paid by the owner for the replacement item (limited by the amount of the retail list price of the defective or noncompliant item that was replaced, plus taxes, where the brand or model purchased by the owner was different from the brand or model that was the subject of the recall). If the item of motor vehicle equipment was repaired, the reimbursement provisions identified above for vehicles will apply.

Ford notes that costs incurred by the owner within the period during which Ford's original or extended warranty would have provided for a free repair of the problem will not be eligible for reimbursement, as provided by Part 573.13 (d)(1).

Entities Authorized to Provide Reimbursement

Ford will continue to use authorized dealers to reimburse owners under the specific reimbursement plans for a particular recall and will encourage owners to pursue requests for reimbursement directly through dealers to expedite reimbursement. Ford will also provide a mailing address to which customers can, at their option, send requests for reimbursement directly to Ford, as previously noted. Requests for reimbursement sent directly to Ford may take up to 60 days to process. Whether the owner chooses to pursue reimbursement requests through a dealer or directly through Ford, the owner will be directed to submit the required documentation, upon which reimbursement eligibility will be determined.

Required Documentation

The reimbursement determination will depend upon the information provided by the customer. Consistent with Part 573.13 (d)(4) the following information must be submitted:

- Claimant's name and address.
- Vehicle make, model, and model year.
- Vehicle identification number (VIN) and, for replacement equipment, a description of such equipment or, for tires, the model, size, and TIN (DOT code).
- Identification of the recall number (either the Ford recall number or the NHTSA recall number).
- Identification of the owner of the recalled vehicle at the time that the pre-notification remedy was obtained.
- An original receipt for the pre-notification remedy that includes a breakdown of the amount for parts, labor, other costs, and taxes, including costs for the replacement item. Where the receipt covers work other than to address the recall or noncompliance, Ford may require the claimant to separately identify costs that are eligible for reimbursement.
- If the remedy was obtained during the warranty period, documentation indicating that the warranty was not honored or the warranty repair did not correct the problem related to the recall.

Failure to submit all of the above information may result in the denial of the reimbursement request.

Additional Information

The Part 577 required owner notice will provide a toll-free telephone number through which specific information about the reimbursement plan can be requested from Ford. This general reimbursement plan will be incorporated into notifications according to Part 573.6 by reference. Information specific to an individual recall also may be incorporated into the Part 573.6 notification.