



R22BU

**SECOND FINAL NOTICE**

**DATE:** June 30, 2023  
**TO:** Blue Bird Owners  
**Subject:** R22BU: Ford 7.3L 100-Gallon Gasoline Supply Line Routing

According to our records, we have not received confirmation that the above referenced recall, dated June 14, 2022, has been completed. A copy of Recall R22BU is attached. Your buses affected by Recall R22BU are identified by Blue Bird body number and VIN under Section 2 on the enclosed cover sheet.

If this is the first time you received notification of Recall R22BU, please read the enclosed notification carefully. Recall R22BU must be completed, as soon as possible.

**Corrective Action:**

To correct this condition, a frame mounted clamping point must be removed and relocated to allow proper routing for the affected gasoline supply line. The affected gasoline supply line should also be inspected and replaced if any signs of wear or damage are observed. Blue Bird will reimburse the labor cost of the repair related to this recall at no cost to the vehicle owner. Please contact your local Blue Bird dealer to arrange to have the Recall performed and to ensure parts are available at the dealership. To locate an authorized dealer, search online at [www.blue-bird.com/find-a-dealer](http://www.blue-bird.com/find-a-dealer) . Recall R22BU should be inspected and repaired, per R22BU Recall Instructions. You may request parts at [campaignparts@blue-bird.com](mailto:campaignparts@blue-bird.com)

**Administering the Recall and Parts:**

Parts to complete Recall R22BU are currently available. You may request parts through [campaignparts@blue-bird.com](mailto:campaignparts@blue-bird.com)

**Labor Reimbursement:**

Blue Bird will reimburse the labor cost of repairs relating to this recall at no cost to you the vehicle owner.

Thank you for your prompt attention to this matter.



R22BU

**IMPORTANT SAFETY RECALL NOTICE**

**NHTSA Recall Number: 22V-274 School Bus**  
**NHTSA Recall Number: 22V-275 Non-School Bus**

**DATE: June 14, 2022**

**SUBJECT: R22BU: Ford 7.3L 100-Gallon Gasoline Supply Line Routing**

**Dear Blue Bird Owner:**

This important safety recall notice applies to your bus(es) identified by both Blue Bird Body Number and Vehicle Identification Number (VIN) on the enclosed yellow cover sheet. If you no longer own the subject bus(es), please complete the appropriate section of the yellow cover sheet and return to Blue Bird in the enclosed pink postage prepaid envelope.

This notice is sent to you in accordance with the requirements of the National Traffic and Motor Vehicle Safety Act.

Blue Bird Body Company is voluntarily recalling the following:

- Certain model year 2022-2023 Blue Bird Vision School Buses
  - manufactured from May 3, 2021 through April 13, 2022
- Certain model year 2022-2023 Blue Bird Vision Non-School Buses
  - manufactured from June 23, 2021 through October 29, 2021

On the subject buses, it has been determined on certain Blue Bird Vision Buses equipped with the Ford 7.3L gasoline engine and 100-gallon tank may have an incorrectly routed gasoline supply line which creates a potential rubbing condition with a nearby bolt head. This rubbing condition could lead to damage of the supply line creating a potential for a fuel leak. This defect was identified during a review of an in-process chassis. No field complaints have been received related to this issue. Blue Bird has evaluated the risk to motor vehicle safety related to this condition which could lead to damage of the gasoline supply line creating a potential for a fuel leak. A gasoline supply line fuel leak could increase the risk of a fire with the affected units.

**Corrective Action:**

To correct this condition, a frame mounted clamping point must be removed and relocated to allow proper routing for the affected gasoline supply line. The affected gasoline supply line should also be inspected and replaced if any signs of wear or damage are observed. Blue Bird will reimburse the labor cost of the repair related to this recall at no cost to the vehicle owner. Please contact your local Blue Bird dealer to arrange to have the Recall performed and to ensure parts are available at the dealership. To locate an authorized dealer, search online at [www.blue-bird.com/find-a-dealer](http://www.blue-bird.com/find-a-dealer). Recall R22BU should be inspected and repaired, per R22BU Recall Instructions. You may request parts at [campaignparts@blue-bird.com](mailto:campaignparts@blue-bird.com) **Parts will be available on or before August 11, 2022.**

**Labor Reimbursement:**

Blue Bird will reimburse the labor cost of the repairs related to this recall at no cost to you the vehicle owner. The standard repair time (SRT) to accomplish these repairs in accordance with the R22BU remedy procedure(s) is outlined below.



**BLUE BIRD**

Blue Bird Body Company  
Page 2

R22BU

Repair Options and allowable labor times for this campaign, outlined as follows:

**Labor Reimbursement:** *(continued)*

Repair Options and allowable labor times for this campaign, outlined as follows:

**Repair A: Inspection Only**

- 0.1 Hours (6 minutes)

**Repair B: Inspect and Repair** *(if necessary)*

- 0.5 Hours (30 minutes)

**Repair C: Inspect and Replace Supply Line** *(if necessary)*

- 1 Hour (60 minutes)

**Administering the Recall and Parts:**

Parts to complete Recall R22BU will be available on or before **August 11, 2022**. You may request parts through [campaignparts@blue-bird.com](mailto:campaignparts@blue-bird.com)

**Federal law requires that any vehicle lessor receiving this recall notice must forward a copy of this notice to the lessee within ten days.**

**If the modifications directed by this notification were performed on your bus prior to the receipt of this recall notification, attach a copy of the work order/invoice.** Mail the documents in the pink self-addressed postage prepaid envelope included with the pink reply sheet to Blue Bird for warranty consideration. Reimbursements will be made in accordance with the requirements of the National Highway Transportation Safety Act, Title 49 Code of Federal Regulations, Parts 573 and 577.

**Please contact your local Blue Bird Dealer with any questions regarding this recall campaign.**

If Blue Bird Body Company should fail to or is unable to remedy this condition without charge to you, you may contact:

**ADMINISTRATOR  
NATIONAL HIGHWAY TRAFFIC SAFETY ADMINISTRATION  
1200 NEW JERSEY AVENUE, SE  
WASHINGTON, D.C. 20590**

Or, you may call The National Highway Traffic Safety Administration toll free at:  
1-888-327-4236 TTY 1-800-424-9153 or go to: <http://www.safercar.gov>



# RECALL

## R22BU: Gasoline Supply Line Rubbing Condition on Ford 7.3L

**Models Affected:** Certain model year 2022 and 2023 Blue Bird Visions, equipped with the 7.3L gasoline engine and 100-gallon fuel tank.

**Issue:** Improper routing and securement of the fuel line could cause unintended contact with certain fasteners on the chassis and cause a potential fuel leak.

**Corrective Action:** Inspect the fuel supply line for proper routing and determine if further action(s) are necessary. Possible corrective actions are relocating clamp position and/or replacement of the fuel supply line. Reference Figures 1-4 for proper routing and securement.

**WARNING:** Always follow all Federal, State, Local and Shop safety standards and use proper safety equipment, and thoroughly read and understand all instructions before performing these procedures. Park bus on level surface, apply parking brake, turn off ignition key, and chock wheels.

**NOTE:** Access to inspect and make repairs is gained by sitting up in front of the fuel tank, reaching above the crossmember. This is likely a 2-person repair, due to the reach length of both sides of the fastener.

**NOTE:** After visual inspection results, only one of the following repairs will be needed:

- **Repair A – Inspection Only** - Inspection finds no physical damage to the fuel line, and is routed properly, per Figure 1
  - No action required
- **Repair B – Inspect and Re-route** - Inspection finds no physical damage to the gasoline fuel pressure line, but it is routed improperly
  - Remove tie-wrap securing fuel line, per Figure 5
  - Re-locate, clock, and install tie-wrap anchor, per Figure 6, 7, and 8. If missing, install item 4, 5, and 6 from the parts list below into the location noted in Figure 7.
  - Re-position fuel line and secure, per Figure 8
- **Repair C – Inspect and Replace** - Inspection finds physical damage to the fuel line
  - Remove 25A fuel pump fuse from chassis PCB at location 16.
  - Start engine and allow to stall. Once the engine stalls, crank the engine again to ensure fuel rail pressure is depleted.
  - Disconnect the negative battery cable
  - Remove and replace the fuel line. Ensure proper routing, per Figure 1, 2, 8, and 9 and secure.
    - It may be necessary to re-locate the fuel line anchor on the tank. If so, cut a 1-inch section of Item 2 listed below and secure to the tank. Then secure the line to the bulb seal with Item #1. See Figure 10
  - Re-install negative battery cable and 25A fuse previously removed from location 16 on the chassis PCB
  - Cycle the key to the ON position, pause 3-5 seconds and turn the key to the OFF position. Wait 20 seconds, and turn key to the ON position. Pause 3-5 seconds then turn key to the OFF position. Proceed to inspect each end of the fuel line for any fuel leaks. Repair as necessary
  - Start the engine and verify no leaks
  - Connect IDS and clear/reset faults. Return unit to service.

Parts/Items Needed:

Item	Part Number	Description	Quantity	Repair
1	00029998	TIE, CABLE, 250LB	2	A, B, C
2	01377274	EXTRUSION, RUBBER, UPPER DOOR SEAL 36 DR AA	1	C only
3	10073820	FUEL LINE, GAS, SUPPLY SECTION 3, 100 GAL, 2022	1	C only
4	10046602	MOUNT, CABLE TIE, HD,.375 HOLE, W/BUSHING	1	B only if missing
5	00803213	CAPSCREW, HEX HD,3/8-16X1 1/4, GR8, YEL ZNDICH	1	B only if missing
6	01013689	NUT, HEX HD,3/8-16, WASHER SER, YEL ZN DICH	1	B only if missing




FIGURE 1

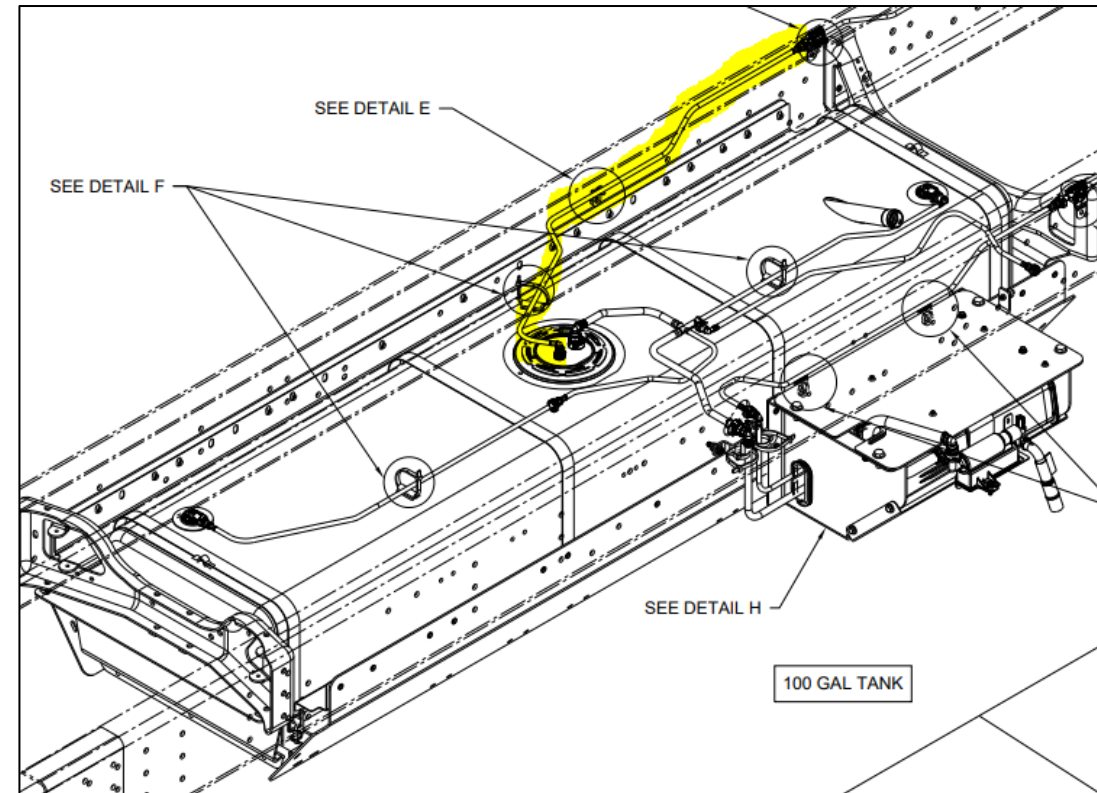


FIGURE 2




FIGURE 3



FIGURE 4




FIGURE 5




FIGURE 6



FIGURE 7



FIGURE 8




FIGURE 8



FIGURE 9



# RECALL

## R22BU: Gasoline Supply Line Rubbing Condition on Ford 7.3L

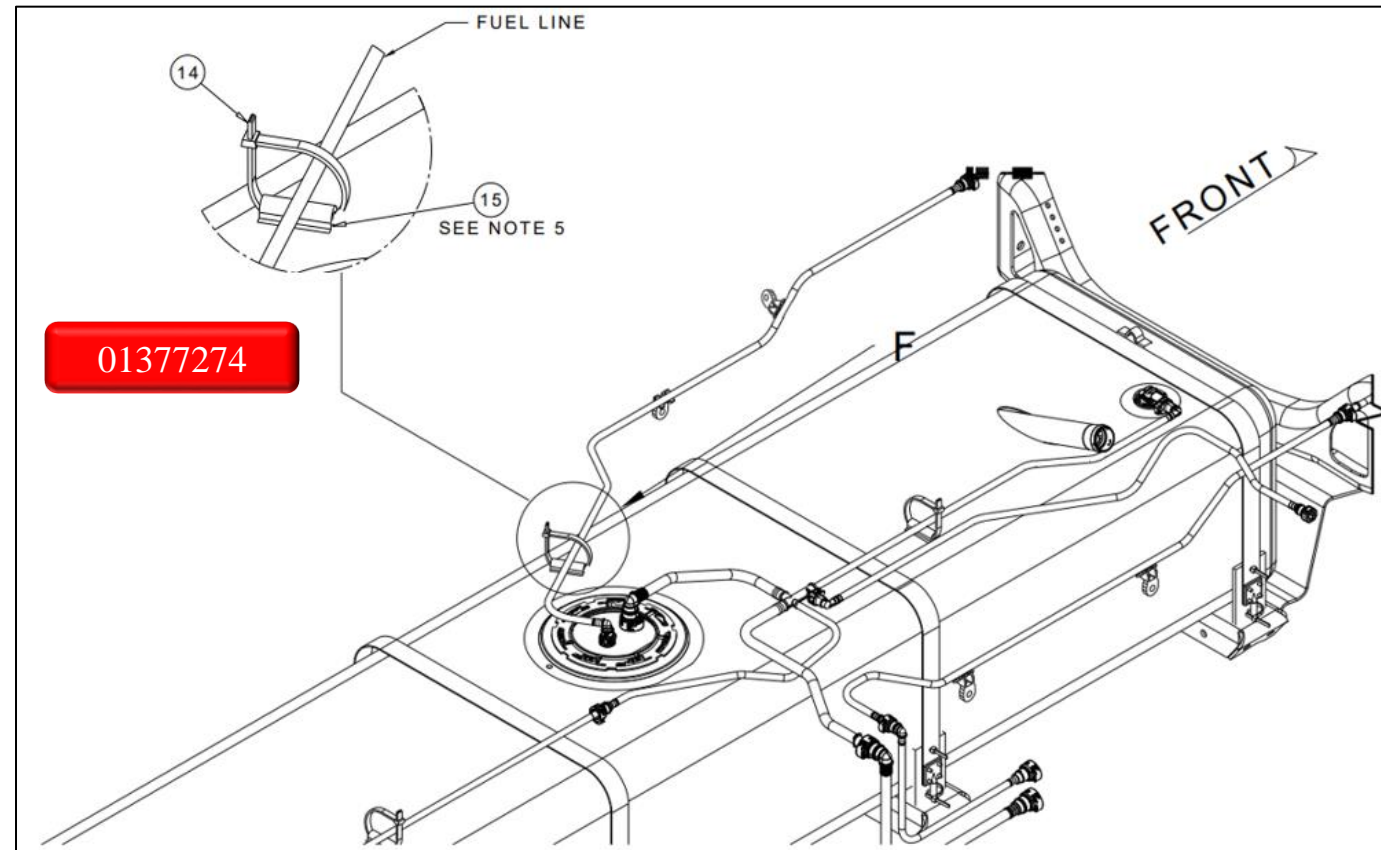


FIGURE 10