

# F/CMVSS Noncompliance Recall

## N222386380 Daytime Running Lights (DRL) May Not Deactivate When Headlamps Are On



**Release Date:** January 2023

**Revision:** 02

**Revision Description:** This bulletin is now available to all makes and models listed in the table below and to include the customer letter. Please discard all previous copies of bulletin N222386380.

**Attention:** It is a violation of Federal law for a dealer to deliver a new motor vehicle or any new or used item of motor vehicle equipment (including a tire) covered by this notification under a sale or lease until the defect or noncompliance is remedied.

All involved vehicles that are in dealer inventory must be held and not delivered to customers, dealer traded, or used for demonstration purposes until the repair contained in this bulletin has been performed on the vehicle.

Involved vehicles will be repaired either through dealer repairs as described in this bulletin or through over the air (OTA) programming. Dealers can and should perform the procedure in this bulletin on any vehicle with an “Open” status on the Investigate Vehicle History (IVH) screen in GM Global Warranty Management system. Due to the fact that vehicles will be closed in IVH through successful OTA programming, dealers should always check the status in IVH before performing any vehicle repairs.

Make	Model	Model Year		RPO	Description
		From	To		
Cadillac	CT4	2020	2023		
Cadillac	CT5	2020	2023		
Buick	Envision	2021	2023		
Cadillac	Escalade	2022	2023		
Cadillac	Escalade ESV	2022	2023		
Chevrolet	Silverado 1500 New	2022	2023		
Chevrolet	Suburban	2022	2023		
Chevrolet	Tahoe	2022	2023		
GMC	Sierra 1500 New	2022	2023		
GMC	Yukon	2022	2023		
GMC	Yukon XL	2022	2023		

Certain involved vehicles are marked “Open” on the Investigate Vehicle History screen in GM Global Warranty Management system. This site should always be checked to confirm vehicle involvement prior to beginning any required inspections and/or repairs.

<b>Condition</b>	General Motors has decided that certain 2020 – 2023 model year Cadillac CT4 and CT5 vehicles; 2021 – 2023 model year Buick Envision vehicles; and 2022 – 2023 model year Cadillac Escalade and Escalade ESV, Chevrolet Silverado 1500 New, Suburban, and Tahoe, and GMC Sierra 1500 New, Yukon, and Yukon XL vehicles, fail to conform, in part, to Federal/Canada Motor Vehicle Safety Standard (F/CMVSS) No. 108, “Lamps, reflective devices, and associated equipment.” The daytime running lamps (DRLs) may not deactivate when the headlamps are on. If the DRLs do not deactivate when the headlamps are on, the resulting glare could increase the risk of a crash.
<b>Correction</b>	General Motors will update the software in the vehicles’ Body Control Module (BCM) to correct the condition. Owners who have accepted applicable terms and conditions will have the opportunity to accept these software changes using wireless over-the-air (OTA) technology without having to bring their vehicle to a dealership. Alternatively, owners may have their vehicle serviced at a GM dealer to receive these software updates.

### Parts

No parts are required for this repair.

### Warranty Information

Labor Operation	Description	Labor Time	Trans. Type	Net Item
9106364*	Verified Module Software or Calibration Level: Module Is Programmed with Same Level Software or Calibration	0.2	ZFAT	N/A
9106365*	Body Control Module Reprogramming with SPS Sierra, Silverado CT4, CT5, Envision, Escalade, Suburban, Tahoe, Yukon	0.5		

# F/CMVSS Noncompliance Recall

## N222386380 Daytime Running Lights (DRL) May Not Deactivate When Headlamps Are On



**Important:** \* To avoid warranty transaction rejections, carefully read and follow the instructions below:

Labour Time [Top]

Labour Operation Code:

Additional labour op code information:

SPS Warranty Claim Code:

6125814

- The Warranty Claim Code from the programming event must be accurately entered in the “Warranty Claim Code” field of the transaction.
- When more than one Warranty Claim Code is generated for a programming event, it is required to document all Warranty Claim Codes in the “Correction” field on the job card. Dealers must also enter one of the codes in the “Warranty Claim Code field of the transaction, otherwise the transaction will reject. It is best practice to enter the FINAL code provided by SPS2.

### Warranty Claim Code Information Retrieval

VIN	Module	Function	Warranty Claim Code	Job Card
[REDACTED]	K73 - Telematics Communication Interface Control Module	Programming & Service Activation	[REDACTED]	test
[REDACTED]	K9 - Body Control Module	Programming	[REDACTED]	test
[REDACTED]	K5 - Automatic Level Control Module Ignition	Off	[REDACTED]	test driver
[REDACTED]	K56 - Serial Data Gateway Module	Programming	[REDACTED]	test driver

If the Warranty Claim Code was not recorded on the Job Card, the code can be retrieved in the SPS2 system as follows:

1. Open TLC on the computer used to program the vehicle.
2. Select and start SPS2.
3. Select Settings (1).
4. Select the Warranty Claim Code tab (2).

The VIN, Warranty Claim Code and Date/Time will be listed on a roster of recent programming events. If the code is retrievable, dealers should resubmit the transaction making sure to include the code in the SPS Warranty Claim Code field.

### Service Procedure

**Note:** Carefully read and follow the instructions below.

# F/CMVSS Noncompliance Recall

## N222386380 Daytime Running Lights (DRL) May Not Deactivate When Headlamps Are On

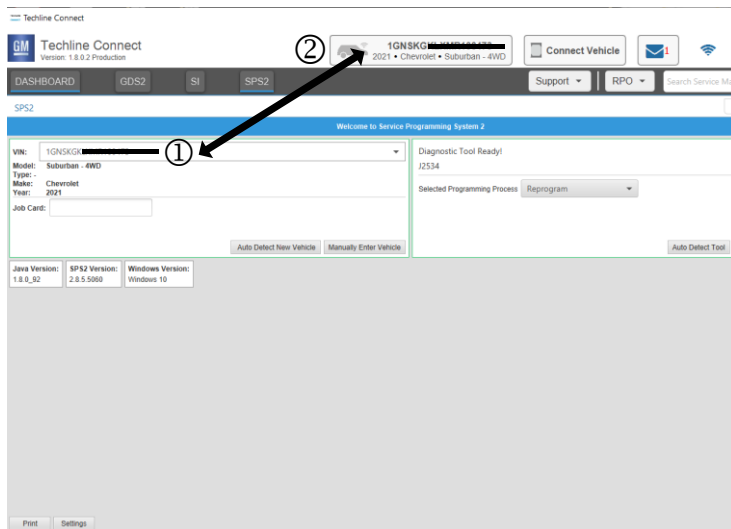


- Ensure the programming tool is equipped with the latest software and is securely connected to the data link connector. If there is an interruption during programming, programming failure or control module damage may occur.
- Stable battery voltage is critical during programming. Any fluctuation, spiking, over voltage or loss of voltage will interrupt programming. Install a GM Authorized Programming Support Tool to maintain system voltage. Refer to [www.gmdesolutions.com](http://www.gmdesolutions.com) for further information. If not available, connect a fully charged 12V jumper or booster pack disconnected from the AC voltage supply. DO NOT connect a battery charger.
- Follow the on-screen prompts regarding ignition power mode, but ensure that anything that drains excessive power (exterior lights, HVAC blower motor, etc) is off.
- Clear DTCs after programming is complete. Clearing powertrain DTCs will set the Inspection/Maintenance (I/M) system status indicators to NO.

**Important:** The service technician always needs to verify that the VIN displayed in the TLC left side drop down menu and the top center window match the VIN plate of the vehicle to be programmed prior to using Service Programming System 2 (SPS2) for programming or reprogramming a module.

- For the TLC application, service technicians need to always ensure that the power mode (ignition) is “ON” before reading the VIN from the vehicle’s VIN master module and that they do not select a VIN that is already in the TLC application memory from a previous vehicle.
- If the VIN that shows up in the TLC top center window after correctly reading the VIN from the vehicle does not match the VIN plate of the vehicle, manually type in the VIN characters from the vehicle VIN plate into the TLC top center window and use these for programming or reprogramming the subject module with the correct vehicle VIN and software and/or calibrations.
- The Engine Control Module (ECM) is the master module (for VIP vehicles) that TLC reads to determine the VIN of the vehicle. If the VIN read from the vehicle by TLC does not match the VIN plate of the vehicle, the ECM also needs to be reprogrammed with the correct VIN, software and calibrations that match the vehicle’s VIN plate.
- The Body Control Module (BCM) is the master module (for GEM vehicles) that TLC reads to determine the VIN of the vehicle. If the VIN read from the vehicle by TLC does not match the VIN plate of the vehicle, the BCM also needs to be reprogrammed with the correct VIN, software and calibrations that match the vehicle’s VIN plate.

**Caution:** Be sure the VIN selected in the drop down menu (1) is the same as the vehicle connected (2) before beginning programming.

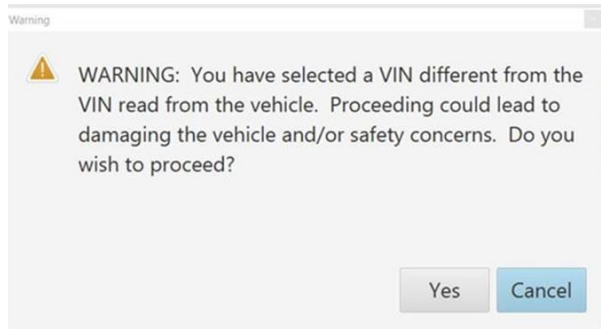


5743643

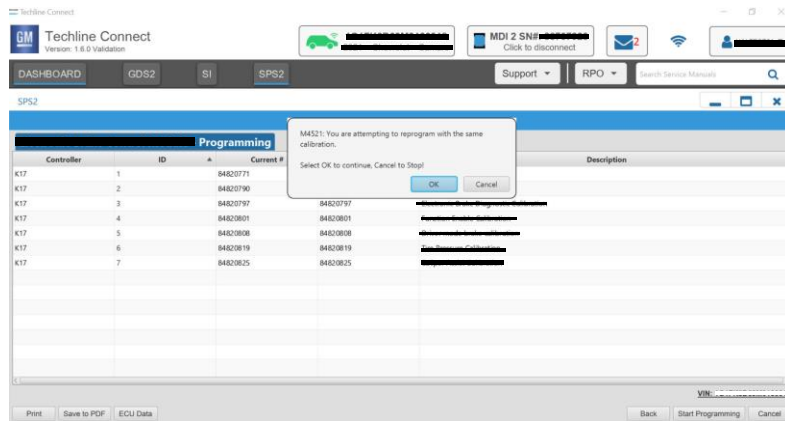
**Important:** If the vehicle VIN DOES NOT match, the message below will be shown.

# F/CMVSS Noncompliance Recall

## N222386380 Daytime Running Lights (DRL) May Not Deactivate When Headlamps Are On



5877000

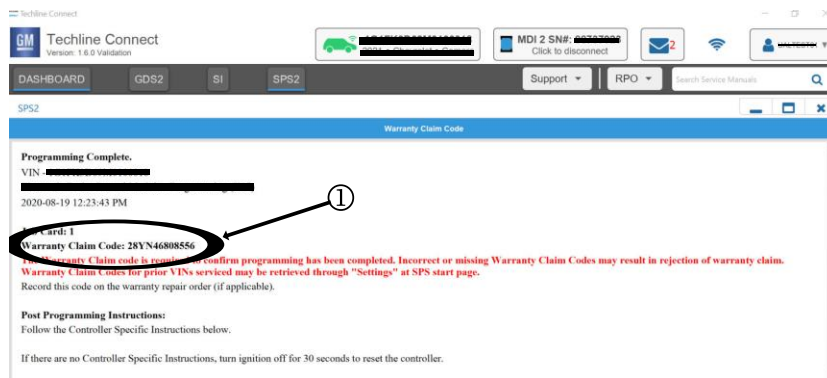


5644477

**Important:** Techline Connect screens shown above.

**Important:** If the same calibration/software warning is noted on the TLC Summary screen, select OK and follow screen instructions. After a successful programming event, the WCC is located in the Service Programming System dialogue box of the SPS Summary screen. No further action is required. Refer to the Warranty section of the bulletin.

1. Reprogram the Body Control Module. Refer to *K9 Body Control Module: Programming and Setup* in SI.



5644478

**Note:** The screenshot above is an example of module programming and may not be indicative of the specific module that is being programmed. Module selection and VIN information have been blacked out.

**Important:** To avoid warranty transaction rejections, you **MUST** record the warranty claim code provided on the Warranty Claim Code (WCC) screen shown above on the job card. Refer to callout 1 above for the location of the WCC on the screen.

2. Record SPS Warranty Claim Code on job card for warranty transaction submission.

# F/CMVSS Noncompliance Recall

## N222386380 Daytime Running Lights (DRL) May Not Deactivate When Headlamps Are On



### **Dealer Responsibility – For USA & Export (USA States, Territories, and Possessions)**

It is a violation of Federal law for a dealer to deliver a new motor vehicle or any new or used item of motor vehicle equipment (including a tire) covered by this notification under a sale or lease until the defect or noncompliance is remedied.

The US National Traffic and Motor Vehicle Safety Act provides that each vehicle that is subject to a recall of this type must be adequately repaired within a reasonable time after the customer has tendered it for repair. A failure to repair within sixty days after tender of a vehicle is prima facie evidence of failure to repair within a reasonable time. If the condition is not adequately repaired within a reasonable time, the customer may be entitled to an identical or reasonably equivalent vehicle at no charge or to a refund of the purchase price less a reasonable allowance for depreciation. To avoid having to provide these burdensome remedies, every effort must be made to promptly schedule an appointment with each customer and to repair their vehicle as soon as possible. In the recall notification letters, customers are told how to contact the US National Highway Traffic Safety Administration if the recall is not completed within a reasonable time.

### **Dealer Responsibility – All**

All new, used, GM Certified Used, courtesy transportation vehicles, dealer shuttle vehicles, etc. in dealers' possession and subject to this recall must be held and inspected/repaired per the service procedure of this bulletin before customers take possession of these vehicles. Involved vehicles must be held and not delivered to customers, dealer-traded, released to auction, used for demonstration, or any other purpose.

All GM Certified Used vehicles currently in the dealers' inventory within the Certified Pre-Owned Inventory System (CPOIS) will be de-certified and must be held and remedied per the service procedure in this bulletin. Upon submitting an accepted/paid warranty transaction in the Global Warranty Management (GWM) system, the vehicle can be re-certified for sale within the CPOIS system, or once again be used in the CTP program.

Dealers are to service all vehicles subject to this recall at no charge to customers, regardless of mileage, age of vehicle, or ownership, from this time forward.

Customers who have recently purchased vehicles sold from your vehicle inventory, and for which there is no customer information indicated on the dealer listing, are to be contacted by the dealer. Arrangements are to be made to make the required correction according to the instructions contained in this bulletin. A copy of the customer letter is provided in this bulletin for your use in contacting customers. Recall follow-up cards should not be used for this purpose, since the customer may not as yet have received the notification letter.

In summary, whenever a vehicle subject to this field action enters your vehicle inventory you must take the steps necessary to ensure the program correction has been made before selling the vehicle. In addition, for vehicles entering your facility for service, you are required to ensure the customer is aware of the open field action and make every reasonable effort to implement the program correction as set forth in this bulletin prior to releasing the vehicle.

### **Dealer Reports – For USA & Export**

For dealers with involved vehicles, a listing has been prepared and will be available through GM GlobalConnect Maxis Field Action Reports or sent directly to export dealers. The Inventory tab of the dealer reports will contain VINs that apply to this recall. This information is intended to assist dealers with the **PROMPT COMPLETION** of these vehicles. The Customer In-Service tab will contain customer names and addresses from Motor Vehicle Registration Records. The use of such motor vehicle registration data for any purpose other than follow-up necessary to complete this recall may be a violation of law in several states.

### **Courtesy Transportation – For USA & Canada**

Courtesy transportation is available for customers whose vehicles are involved in a product program and still within the warranty coverage period. See General Motors Service Policies and Procedures Manual for courtesy transportation program details.

## F/CMVSS Noncompliance Recall

### N222386380 Daytime Running Lights (DRL) May Not Deactivate When Headlamps Are On



#### Customer Notification

USA & Canada - General Motors will notify customers of this recall on their vehicle (see copy of customer letter included with this bulletin).

Export - Letters will be sent to known owners of record located within areas covered by the US National Traffic and Motor Vehicle Safety Act. For owners outside these areas, dealers should notify customers using the attached sample letter.

---

GM bulletins are intended for use by professional technicians, NOT a "do-it-yourselfer". They are written to inform these technicians of conditions that may occur on some vehicles, or to provide information that could assist in the proper service of a vehicle. Properly trained technicians have the tools, equipment, safety instructions, and know-how to do a job properly and safely. If a condition is described, DO NOT assume that the bulletin applies to your vehicle, or that your vehicle will have that condition. See your dealer for information on whether your vehicle may benefit from the information.



**We Support  
Voluntary Technician  
Certification**

# F/CMVSS Noncompliance Recall

N222386380 Daytime Running Lights (DRL) May Not Deactivate When Headlamps Are On



## IMPORTANT SAFETY RECALL

January 2023

This notice applies to your vehicle, VIN: \_\_\_\_\_

Dear General Motors Customer:

This notice is sent to you in accordance with the National Traffic and Motor Vehicle Safety Act.

General Motors has decided that certain 2020 – 2023 model year Cadillac CT4 and CT5 vehicles; 2021 – 2023 model year Buick Envision vehicles; and 2022 – 2023 model year Cadillac Escalade and Escalade ESV, Chevrolet Silverado 1500 New, Suburban, and Tahoe, and GMC Sierra 1500 New, Yukon, and Yukon XL vehicles fail to conform to Federal/Canada Motor Vehicle Safety Standard (F/CMVSS) No. 108. As a result, GM is conducting a recall. We apologize for this inconvenience. However, we are concerned about your safety and continued satisfaction with our products.

### IMPORTANT

- Your vehicle is involved in GM recall N222386380.
- A software update is available for your vehicle that can be performed remotely with wireless over-the-air technology. If you've already accepted the update, no further action is necessary. If you have not accepted the update, follow the in-vehicle radio prompts or schedule an appointment with your dealer.
- This service will be performed for you at no charge.

#### Why is your vehicle being recalled?

The daytime running lamps (DRLs) may not deactivate when the headlamps are on. If the DRLs do not deactivate when the headlamps are on, the resulting glare could increase the risk of a crash.

#### What will we do?

General Motors will update the software in the vehicles' Body Control Module (BCM) to correct the condition. Owners who have accepted the applicable terms and conditions may have already received the update with wireless over-the-air technology and will not have to bring their vehicle to a dealership. GM began prompting owners through the vehicle's radio screen on December 8, 2022. Any owner having received this update through over the air (OTA) technology will not have to bring their vehicle to a dealership. Alternatively, owners may schedule to have the updates performed at your dealer.

#### What should you do?

The software update can be performed remotely using wireless over-the-air technology. If you've already accepted the update, no further action is necessary. If you have not accepted the update, you will be notified that the update is available by in-vehicle prompts from the radio display.

This software update is a two-step process which consists of downloading the software update to your vehicle, and then installing it. First, you'll be prompted to accept the software download. In order to successfully accept the download, your vehicle must be parked. After you accept the download, and throughout the downloading process, the vehicle may be driven and operated as normal. Once the download is complete, you'll be asked to accept the software installation. The vehicle must be parked when you accept the installation. It must remain parked, with the ignition in the OFF position, throughout the installation process. Installation will only take up to 15 minutes, and you do not have to stay in your vehicle while the software is installing. Your vehicle will not be operational during the installation process, and must remain parked while the software is installing to your vehicle.



# F/CMVSS Noncompliance Recall

## N222386380 Daytime Running Lights (DRL) May Not Deactivate When Headlamps Are On



Once the software update is complete, please know that you may need to reconfigure certain vehicle settings or preferences, as they may have been altered as a result of the update.

Upon your next ignition cycle after the installation completes, your vehicle's radio will display a confirmation message that the update was successful. If you receive a message that the installation cannot continue or did not complete successfully, the installation process may retry after your next ignition cycle. If the problem persists, contact your dealer to arrange a service appointment as soon as possible.

You can also decline the update by selecting the "Learn More" button, and then "Details" and then the "Decline Update" option. If you decline the update, contact your dealer to arrange a service appointment as soon as possible.

If you need to bring your vehicle to the dealer, it is likely that your dealer will need your vehicle longer than the actual service correction time of approximately 45 minutes.

### Do you have questions?

If you have questions or concerns that your dealer is unable to resolve, please contact the appropriate Customer Assistance Center at the number listed below.

For the hearing or speech impaired, please contact our Customer Assistance Center using the Telecommunication Relay Service by dialing 711 then providing the appropriate Customer Assistance Center number for your vehicle.

Division	Number	Text Telephones (TTY)
Buick	1-800-521-7300	711 / 1-800-833-2438
Cadillac	1-800-333-4223	711 / 1-800-833-2438
Chevrolet	1-800-222-1020	711 / 1-800-833-2438
GMC	1-800-462-8782	711 / 1-800-833-2438
Puerto Rico – English	1-866-467-9700	
Puerto Rico – Español	1-866-467-9700	
Virgin Islands	1-866-467-9700	

If after contacting your dealer and the Customer Assistance Center, you are still not satisfied we have done our best to remedy this condition without charge and within a reasonable time, you may wish to write the Administrator, National Highway Traffic Safety Administration, 1200 New Jersey Avenue, SE., Washington, DC 20590, or call the toll-free Vehicle Safety Hotline at 1.888.327.4236 (TTY 1.800.424.9153), or go to <http://www.nhtsa.gov>. The National Highway Traffic Safety Administration Campaign ID Number for this recall is 22V903.

Federal regulation requires that any vehicle lessor receiving this recall notice must forward a copy of this notice to the lessee within ten days.

Regina A. Carto  
Vice President  
Global Product Safety and Systems

GM Recall: N222386380