

TECHNICAL SAFETY BULLETIN

Subject: Smart-Steer 2.0 Axle with 702887 Steer Arm

Date: 4/1/2023 **Rev.:**A **No.:** TSBIMT1001

Re.: 702887 Steer Arm Potential Failure

Priority: As Needed

Units Affected: Wabash trailers with Dexter 702887 Steer arm configuration on Smart-Steer 2.0 self-steer axles

Background:

Under certain repeated heavy loading conditions, the steer arm has the potential to fail. The following procedure outlines how to remedy this situation by replacing the steering arm with an up-dated version from the manufacture.

Tools Required:

	QTY
Floor Jack	1
Jack Stands	2
Welder	1
Socket Set	1
Die Grinder	1

Materials Required:

Description	Part Number	QTY
Replacement Steer Arm Kit	703294-01	1



CAUTION!

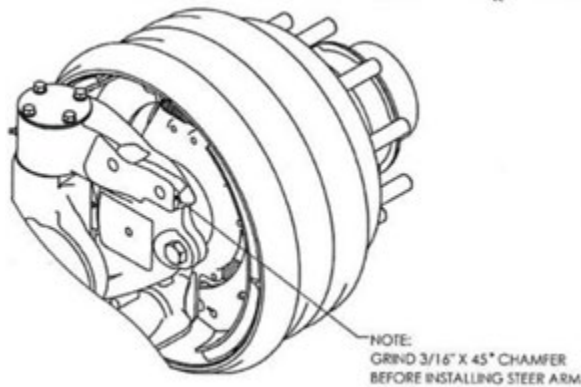
- Wear appropriate personal protective equipment [PPE] like gloves, safety glasses and hard hat for example, when carrying out the following procedure.
- Should welding or cutting be needed, do so in a well-ventilated area and wear appropriate head/face/eye protection, welding gloves and clothing.
- Refer to adhesive and chemical manufacturer's MSDS for safe use and handling instructions if applicable.
- Follow your company's safety procedures in addition to these recommendations.
- Follow industry standards for installation and tightening of all fasteners where torque values are not called out

Repair Procedure:

1. Remove the existing steer arms and mounting hardware.

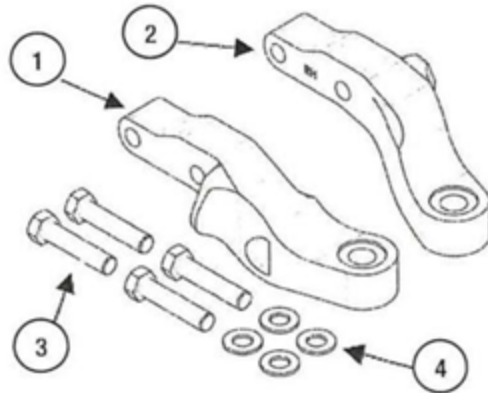


2. Clean mounting surface and surrounding surfaces to prepare for mounting of the new bolt-on steer arm and additional welds.
3. Grind a 3/16" chamfer along the mounting face edge.

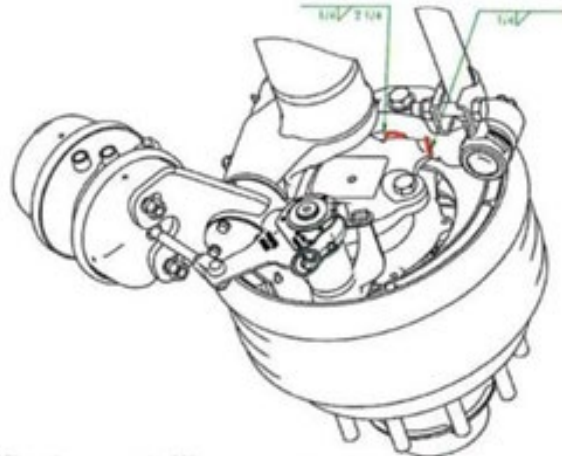
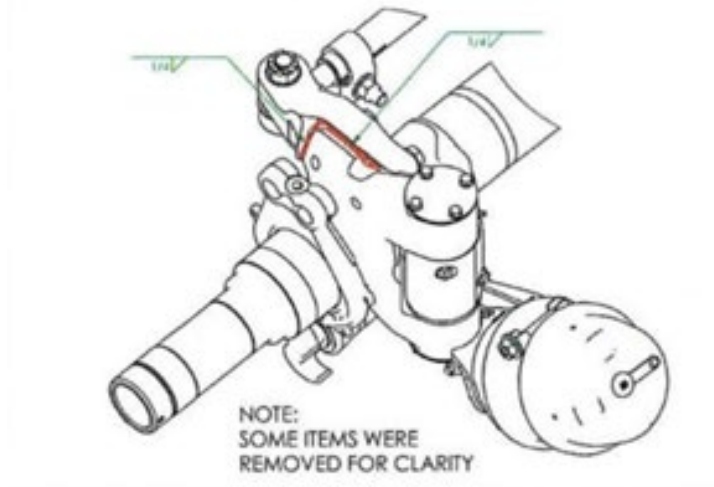


4. Mount new steer arms (Part#703294-01) with supplied hardware.
 - a. Torque to 400 ft. lbs.

Item Number	Quantity	Part Number	Description
1	1	703293-LH	B/O steer arm LH
2	1	703293-RH	B/O steer arm RH
3	4	703100	BOLT 3/4-16UNF 3.25"lg GR8 Yellow Zinc (VM1)
4	4	701810	WASHER FLAT .75" MC2 GR8 (VM1)
Not shown	1	0150425	LOCTITE®, BLUE 242, 0.5ml



5. Add welds to steer arms as shown.



- Should you have questions or concerns about this repair please contact Rick Kostro @ 920-322-1041, or John Gabriel @ 765-771-5428
- **The SRT for this Recall repair is 6 hours per unit affected.**
- **Be cautious of all sharp edges in the surrounding work area and always follow your company's safety procedures and safe work practices while performing these repairs.**