



David J. Johnson  
Director  
Service Engineering Operations  
Ford Customer Service Division

Ford Motor Company  
P. O. Box 1904  
Dearborn, Michigan 48121

July 5, 2022

**TO:** All U.S. Ford and Lincoln Dealers

**SUBJECT: NEW VEHICLE DEMONSTRATION / DELIVERY HOLD  
Safety Recall 22S43  
Certain Model Years Multiple Vehicles  
Transmission Shifter Cable Bushing**

**AFFECTED VEHICLES**

<b>Vehicle</b>	<b>Model Year</b>	<b>Assembly Plant</b>	<b>Build Dates</b>
Escape	2013 - 2019	Louisville	October 5, 2011 through August 2, 2019
Fusion	2014 - 2016	Flat Rock	April 18, 2013 through February 29, 2016
Fusion	2013 - 2016	Hermosillo	February 3, 2012 through April 4, 2016
C-Max	2013 - 2018	Michigan	January 19, 2012 through April 26, 2018
Transit Connect	2013 - 2016	Valencia	June 13, 2013 through July 4, 2016
Transit Connect	2018 -2021	Valencia	January 4, 2018 through July 30, 2021
Edge	2015 - 2018	Oakville	June 25, 2014 through September 4, 2018

**REASON FOR THIS SAFETY RECALL**

In some of the affected vehicles, the transmission shifter cable bushing may be damaged or missing. A damaged or missing bushing could prevent the shifter from moving the transmission to the intended gear position.

The transmission may not be in the park position, even though the shifter position indicates that the vehicle was shifted to park. The driver does not receive a warning message or audible chime. Exiting a vehicle without the transmission in the park position and without application of the parking brake may allow the vehicle to roll, increasing the risk of injury or crash.

## **SERVICE ACTION**

Before demonstrating or delivering any new in-stock vehicles involved in this recall, dealers are to replace the transmission shifter cable bushing and protective cap. This service must be performed on all affected vehicles at no charge to the vehicle owner.

Parts are limited in supply to repair all vehicles. Until enough parts are available, dealers may only order parts and repair vehicles that are customer-owned vehicles currently in the dealership with a damaged or missing shifter cable bushing and open Repair Order (RO). Dealers will receive seed stock of shifter cable bushings and the protective cap. Repair your unsold inventory of vehicles upon receipt of parts.

## **OWNER NOTIFICATION MAILING SCHEDULE**

Owner letters are expected to be mailed by 4<sup>th</sup> Quarter of 2022. Dealers should repair any affected vehicles that arrive at their dealerships, whether or not the customer has received a letter.

## **PLEASE NOTE:**

**Federal law requires dealers to complete this recall service before a new vehicle is delivered to the buyer or lessee. Violation of this requirement by a dealer could result in a civil penalty of up to \$21,000 per vehicle. Correct all vehicles in your new vehicle inventory before delivery.**

## **ATTACHMENTS**

Attachment I: Administrative Information  
Attachment II: Labor Allowances and Parts Ordering Information  
Attachment III: Technical Information  
Recall Reimbursement Plan

## **QUESTIONS & ASSISTANCE**

For questions and assistance, contact the Special Service Support Center (SSSC) via the SSSC Web Contact Site. The SSSC Web Contact Site can be accessed through the Professional Technician System (PTS) website using the SSSC link listed at the bottom of the OASIS VIN report screen or listed under the SSSC tab.

Sincerely,



David J. Johnson

**NEW VEHICLE DEMONSTRATION / DELIVERY HOLD**  
**Safety Recall 22S43**  
Certain Model Years Multiple Vehicles  
Transmission Shifter Cable Bushing

**OASIS ACTIVATION**

OASIS will be activated on July 5, 2022

**FSA VIN LISTS ACTIVATION**

FSA VIN Lists will be available through <https://web.fsavinlists.dealerconnection.com> by July 5, 2022. Owner names and addresses will be available on July 5, 2022.

**NOTE:** Your FSA VIN Lists may contain owner names and addresses obtained from motor vehicle registration records. The use of such motor vehicle registration data for any purpose other than in connection with this recall is a violation of law in several states, provinces, and countries. Accordingly, you must limit the use of this listing to the follow-up necessary to complete this recall.

**SOLD VEHICLES**

- Ford has not issued instructions to stop selling/delivering or driving used vehicles under this safety recall. Owners should contact their dealer for an appointment to have their vehicles remedied as soon as practicable. Owners can continue to safely drive their vehicles.
- Immediately contact any of your affected customers whose vehicles are not on your VIN list but are identified in OASIS. Give the customer a copy of the Owner Notification Letter (when available) and schedule a service date.
- Correct other affected vehicles identified in OASIS which are brought to your dealership.
- Dealers are to prioritize repairs of customer vehicles over repairs of new and used vehicle inventory.

**STOCK VEHICLES**

- Correct all affected units in your new vehicle inventory before delivery.
- Use OASIS to identify any affected vehicles in your used vehicle inventory.

**DEALER-OPERATED RENTAL VEHICLES**

The Fixing America's Surface Transportation (FAST) Act law effective June 2016 prohibits a rental company from selling, renting, or leasing vehicles subject to a safety or compliance recall. Please consult your legal counsel for legal advice.

**TITLE BRANDED / SALVAGED VEHICLES**

Affected title branded and salvaged vehicles are eligible for this recall.

**RENTAL VEHICLES**

Rental vehicles are not approved for this program.

**NEW VEHICLE DEMONSTRATION / DELIVERY HOLD  
Safety Recall 22S43**

Certain Model Years Multiple Vehicles  
Transmission Shifter Cable Bushing

**OWNER REFUNDS**

- **This safety recall must still be performed, even if the owner has paid for a previous repair. Claiming a refund will not close the recall on the vehicle.**
- Ford Motor Company is offering a refund for owner-paid repairs covered by this recall if the repair was performed prior to the date indicated in the reimbursement plan, which is posted with this bulletin. Owners are directed to seek reimbursement through authorized dealers or, at their option, directly through Ford Motor Company at P.O. Box 6251, Dearborn, MI 48121-6251.
- Refunds will only be provided for the cost associated with transmission shifter cable bushing.

**ADDITIONAL REPAIR (LABOR TIME AND/OR PARTS)**

Additional repairs identified as necessary to complete the FSA should be managed as follows:

- For related damage and access time requirements, refer to the Warranty and Policy Manual / Section 6 – Ford & Lincoln Program Policies / General Information & Special Circumstances for FSA's / Related Damage.
- For vehicles within new vehicle bumper-to-bumper warranty coverage, no SSSC approval is required, although related damage must be on a separate repair line with the "Related Damage" radio button checked.
  - Ford vehicles – 3 years or 36,000 miles
- For vehicles outside new vehicle bumper-to-bumper warranty coverage, submit an Approval Request to the SSSC Web Contact Site prior to completing the repair.

**CLAIMS PREPARATION AND SUBMISSION**

- **Claim Entry:** Enter claims using Dealer Management System (DMS) or One Warranty Solution (OWS) online.
  - When entering claims, select claim type 31: Field Service Action. The FSA number 22S43 is the sub code.
  - For additional claims preparation and submission information, refer to the Recall and Customer Satisfaction Program (CSP) Repairs in the OWS User Guide.
- **Related Damage/Additional labor and/or parts:** Must be claimed as Related Damage on a separate repair line from the FSA with same claim type and sub code as described in Claim Entry above.

**IMPORTANT:** Click the Related Damage Indicator radio button.
- **Refunds:** Submit refunds on a separate repair line.
  - Program Code: 22S43                      - Misc. Expense: ADMIN
  - Misc. Expense: REFUND                 - Misc. Expense: 0.2 Hrs.
  - Multiple refunds should be submitted on one repair line and the invoice details for each repair should be detailed in the comments section of the claim.

**NEW VEHICLE DEMONSTRATION / DELIVERY HOLD**  
**Safety Recall 22S43**  
Certain Model Years Multiple Vehicles  
Transmission Shifter Cable Bushing

**LABOR ALLOWANCES**

<b>Description</b>	<b>Labor Operation</b>	<b>Labor Time</b>
Replace Cable Bushing, Install Protective Cap, and Adjust Shifter - Escape	22S43B	0.6 Hours
Replace Cable Bushing, Install Protective Cap, and Adjust Shifter – Fusion	22S43C	0.6 Hours
Replace Cable Bushing, Install Protective Cap, and Adjust Shifter – Edge	22S43D	0.5 Hours
Replace Cable Bushing, Install Protective Cap, and Adjust Shifter – C-Max	22S43E	0.8 Hours
Replace Cable Bushing, Install Protective Cap, and Adjust Shifter – Transit Connect	22S43F	0.5 Hours

**PARTS REQUIREMENTS / ORDERING INFORMATION**

**SSSC Web Contact Site:**

To place an order for the parts, for customer-owned vehicles currently in the dealership with a damaged or missing shifter bushing and open RO, submit a VIN-specific Part Order contact via the SSSC Web Contact Site.

**Seed Stock:**

To ensure an equitable distribution of service parts, all part numbers listed below will be seed stocked.

1. Effective immediately, parts will be provided through the seed stock program.
2. The quantity shipped to each dealer will be equal to a percentage of the vehicles assigned to them.
3. Due to current supply-chain constraints, dealers will receive seed stock beginning in early July 2022. Timing of the second and sequential seed stocks will follow as parts are available.
4. The SSSC will **only** accept orders if:
  - a. The dealer is out of seed stock and:
    - i. The vehicle is currently at the dealership with a damaged or missing shifter bushing.
    - ii. The dealer has an open RO on the VIN with a damaged or missing shifter bushing.

**NEW VEHICLE DEMONSTRATION / DELIVERY HOLD****Safety Recall 22S43**

Certain Model Years Multiple Vehicles  
Transmission Shifter Cable Bushing

Part Number	Description	Order Quantity	Claim Quantity
OZ : ^ 1; O784 IE	Shifter Cable Bushing (seed stock only)	1	1
HK = ^ 1; W448 IE	Protective Cap - all other models (seed stock only)	1	1
OZ : ^ 1; W448 IE \$	Protective Cap - Transit Connect 8F35 (seed stock only)	1	1

Dealers will be notified via a DOES II communication if circumstances warrant a change in part supply strategy and when open ordering resumes.

Less than 2% of the affected vehicle population is expected to require a shifter cable hold-down bracket replacement.

**Order the parts below through normal order processing channels:**

Part Number	Description	Order Quantity	Claim Quantity
HK = ^ 1; L5 < 5 IE	shifter cable hold-down bracket - C-max and Fusion EVCT only (Only replace if damaged when removing shifter cable.)	1	1
NK = ^ 1; L5 < 5 IE \$	shifter cable hold-down bracket - Transit Connect 8F35 (Only replace if damaged when removing shifter cable.)	1	1
NK = ^ 1; L5 < 5 IE \$	shifter cable hold-down bracket - all other models (Only replace if damaged when removing shifter cable.)	1	1

To guarantee the shortest delivery time, an emergency order for parts must be placed.

**DEALER PRICE**

For the latest prices, refer to DOES II.

**PARTS RETENTION, RETURN, & SCRAPPING**

Follow the provisions of the Warranty and Policy Manual, Section 1 - WARRANTY PARTS RETENTION AND RETURN POLICIES. If a replaced part receives a scrap disposition, the part must be scrapped in accordance with all applicable local, state and federal environmental protection and hazardous material regulations. Federal law prohibits selling motor vehicle parts or components that are under safety, compliance, or emissions recall.

**EXCESS STOCK RETURN**

Excess stock returned for credit must have been purchased from Ford Customer Service Division in accordance with Policy Procedure Bulletin 4000.

**NEW VEHICLE DEMONSTRATION / DELIVERY HOLD -  
Safety Recall 22S43**  
Certain Model Years Multiple Vehicles  
Transmission Shifter Cable Bushing

**REPLACED FSA PARTS INSPECTION AND SIGN OFF**

Effective March 1<sup>st</sup> 2021 all parts replaced as part of an FSA repair with a repair order open date of March 1<sup>st</sup> 2021 or later must be inspected and signed off on the repair order by a member of your dealers fixed operations management team or an employee the task has been delegated to. If the task is to be delegated to a non-management employee, the employee needs to be someone other than the technician who completed the repair and needs to understand the importance of completing this task consistently and accurately.

- All parts replaced as part of an FSA repair should be returned to the parts department following the Warranty Parts Retention and Return Policies.
- Inspect the replaced parts to verify the FSA repair was completed.
- If the FSA repair is found to be complete, the designated employee signs the repair order line or parts return stamp area (electronic or hand signed) for the FSA repair indicating the parts were inspected and validated to have been replaced.
- After the parts have been inspected, they should be handled based on the guidance in the parts status report in the Online Warranty System (Hold, Return, CORE, Scrap, etc.).
- This process is subject to review during warranty audits for FSA repairs with a repair order open date of March 1<sup>st</sup> 2021 or later. Any eligible FSA claims requiring parts replacement, found not to have been inspected and signed off during a warranty audit will be subject to chargeback and consideration for enrollment into the Dealer Incomplete Recall Repair Process.

**Note:** Other approvals (electronic or handwritten) for add-on repair lines, dealer owned vehicle repairs, and repeat repairs do not qualify as FSA parts inspection approvals. The post repair FSA parts inspection process (electronic or handwritten) is independent from other warranty approval requirements. The approval by the designated employee implies that the FSA parts were found to be replaced and must be able to be clearly identified on the Repair Order. If multiple FSA's require approval on a single Repair Order, each applicable occurrence will require individual post repair approval by the designated employee.

## CERTAIN 2013-2019 ESCAPE, 2013-2016 FUSION, 2013-2018 C-MAX, 2013-2021 TRANSIT CONNECT AND 2015-2018 MODEL YEAR EDGE VEHICLES — SHIFTER CABLE BUSHING REPLACEMENT AND PROTECTIVE CAP

### SERVICE PROCEDURE

1. Apply the parking brake, chock wheels to make sure vehicle does not roll.
2. Position the gear shift lever in Drive (D).
3. Remove the air cleaner assembly. Please follow the Workshop Manual (WSM) procedures in Section 303-12.
4. Remove the air cleaner outlet pipe. Please follow the WSM procedures in Section 303-12.
5. Disconnect the selector lever cable from the transmission manual lever and the bracket. See Figure 1.
  1. Remove the selector lever cable bracket bolt.
  2. Disengage the selector lever cable holding clip.
    - Use caution when removing hold down bracket to avoid damage. Hold down bracket is available separate of shift cable.
  3. Disconnect the selector lever cable.
    - Torque to 62 lb.in (7 Nm).

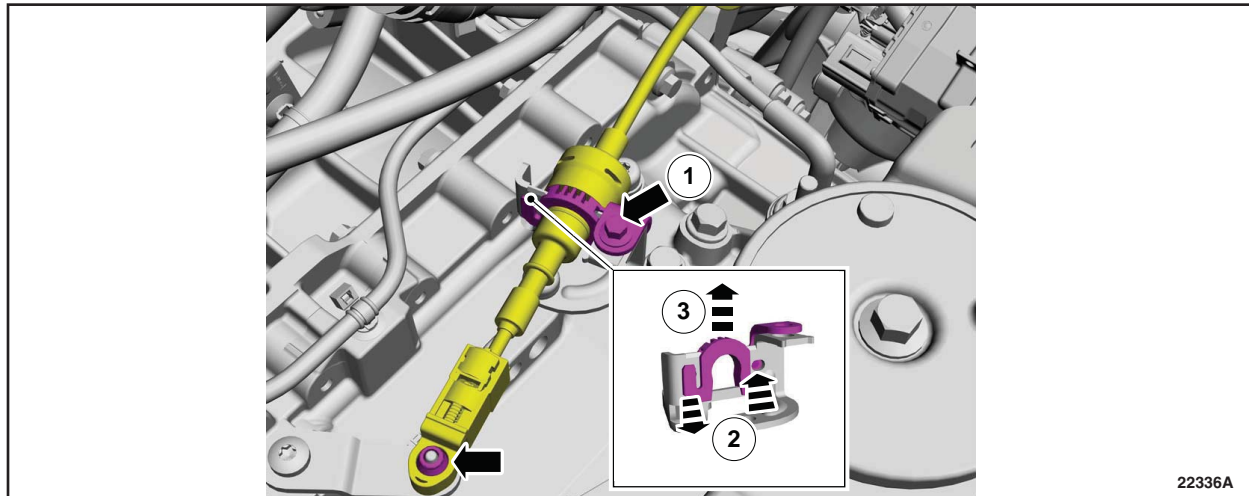



FIGURE 1





**NOTE:** Selector Lever Cable Bushing Replacement/Orientation. See Figure 2.




**FIGURE 2**

6. Press out the shifter cable bushing using one of the two methods below.

- Using a 5mm and a 15mm socket with Straight Jaw Adjustable pliers the bushing can be pressed out of the shifter cable end. The 5mm socket will fit into the small part of the bushing on top, the 15mm will go against the bottom of the shifter cable end, make sure to have socket centered with the bushing to allow clearance of the bushing shoulder as it is being pressed out. See Figures 3 and 4.
- Using a tool such as a Lisle 38350 - Exhaust Hanger Removal plier to press bushing out. By viewing Figure 5 the shoulder of bushing is positioned upward, small end of plier is pressing bushing out. Proceed to Step 7.

- Use caution not to damage the shifter cable during this procedure.
- Inspect for damage before installing the new shifter cable bushing.



**FIGURE 3**






FIGURE 4




FIGURE 5



7. Using your hands only, install the *new* selector lever cable bushing. Do not use any grease to install, the bushing and cable end should be dry. See Figure 6.

- Visually check shifter cable end for any signs of damage. If damage to the shifter cable end is found, please call the Special Service Support Center (SSSC).




FIGURE 6

8. The vehicle's transmission gear selector lever should be in Drive position from Step 2, if not, position the selector lever to Drive (D). See Figure 7.

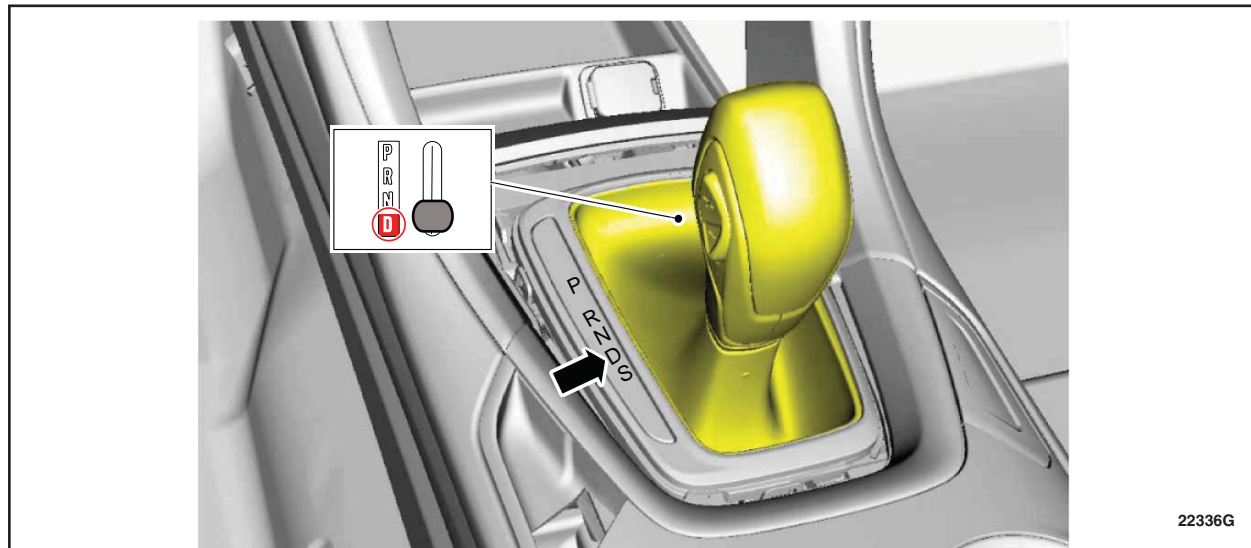


FIGURE 7

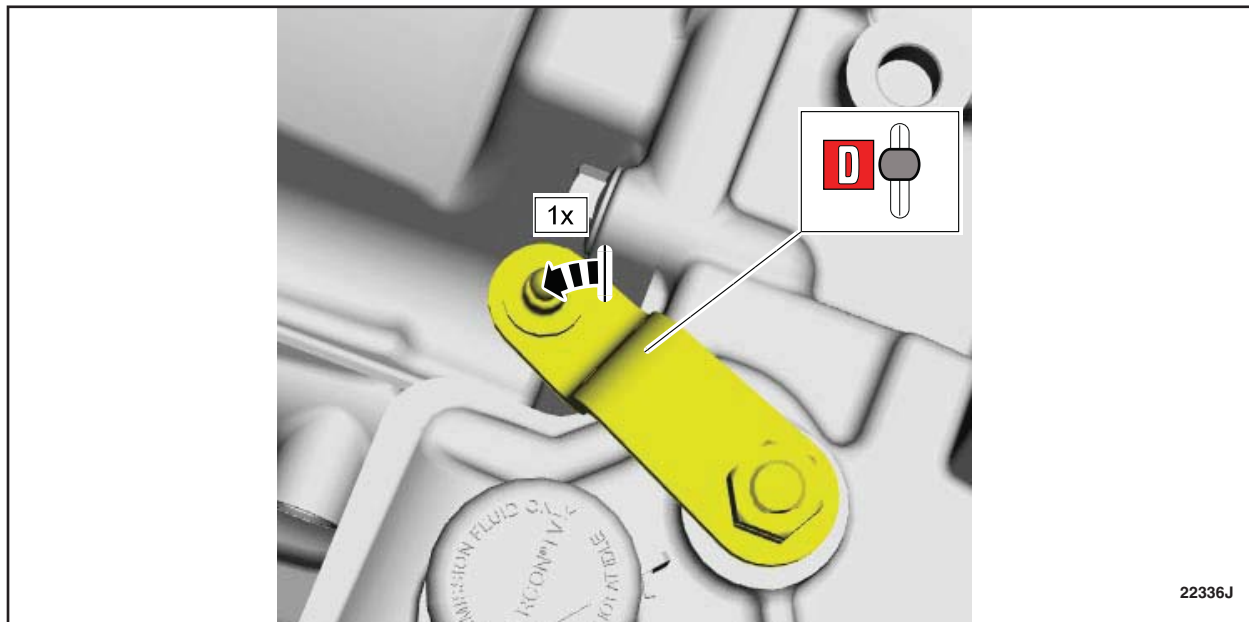


9. Rotate the manual control lever clockwise until it stops. See Figure 8.



**FIGURE 8**

10. Rotate the manual control lever counterclockwise 1 detent into Drive (D). See Figure 9.



**FIGURE 9**



11. Release the selector lever cable adjuster lock. See Figure 10.

1. Carefully pry the adjuster lock tabs outward.
2. While holding the adjuster lock tabs outward, slide the lock out to unlock the selector lever cable.

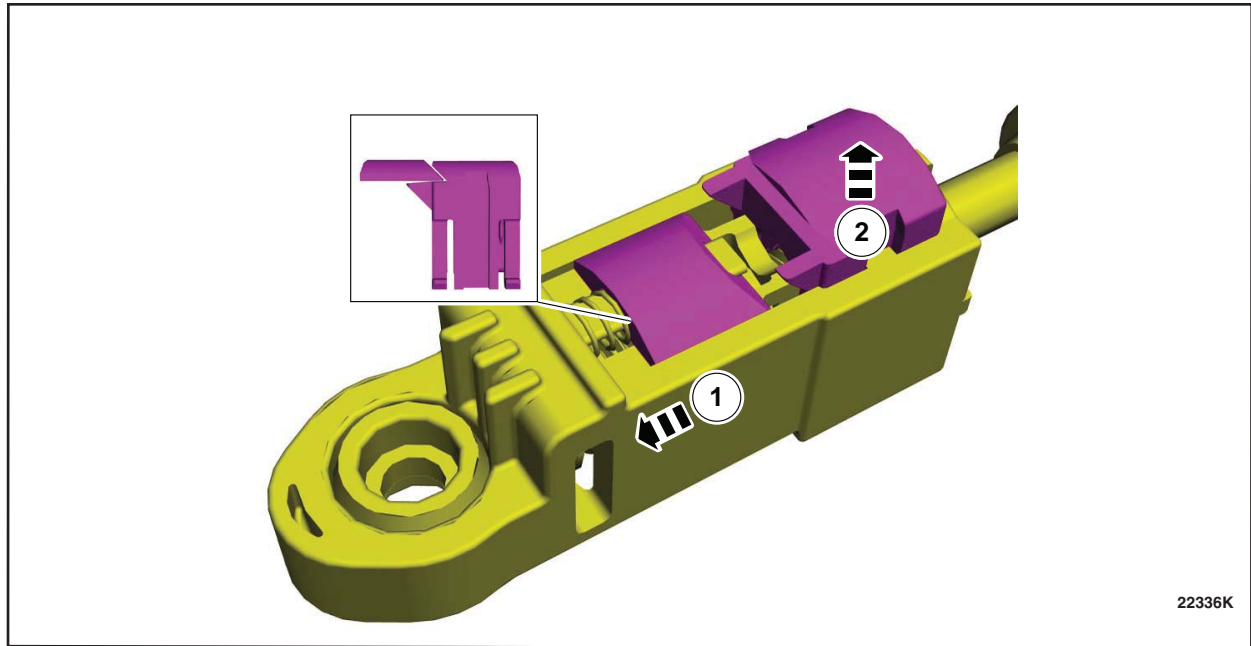


FIGURE 10

12. Connect the selector lever cable to the manual control lever. See Figure 11.


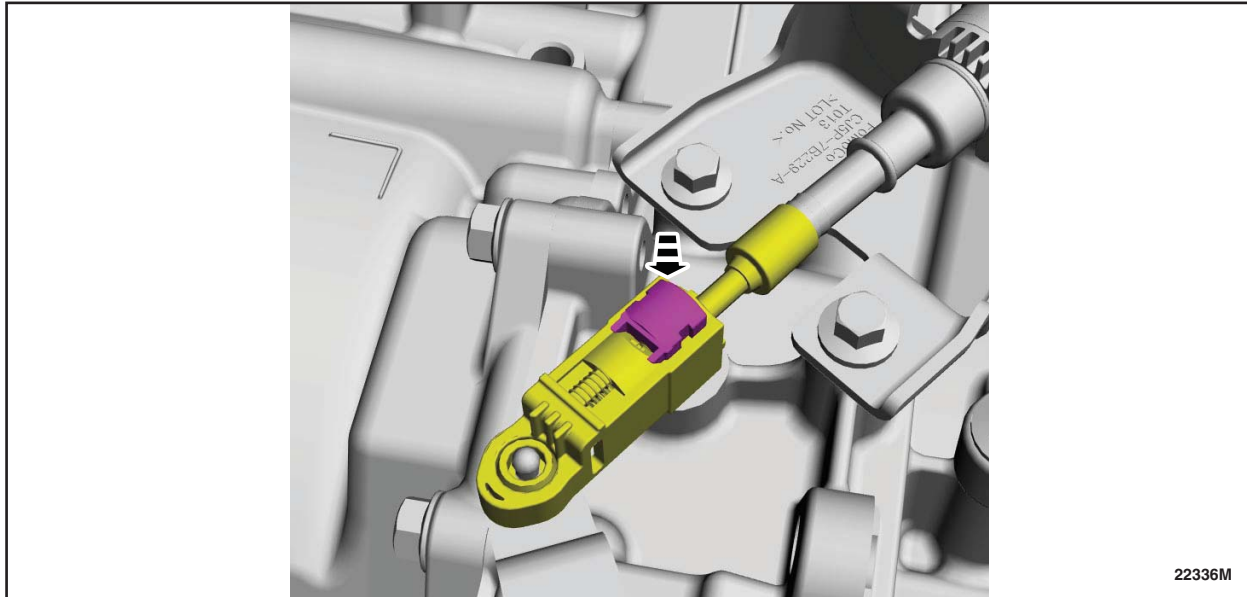


FIGURE 11



13. Slide the adjuster tab in place to lock the selector lever cable. See Figure 12.

**NOTE:** Visually inspect cable end and give a slight pull up to verify the bushing is fully seated.

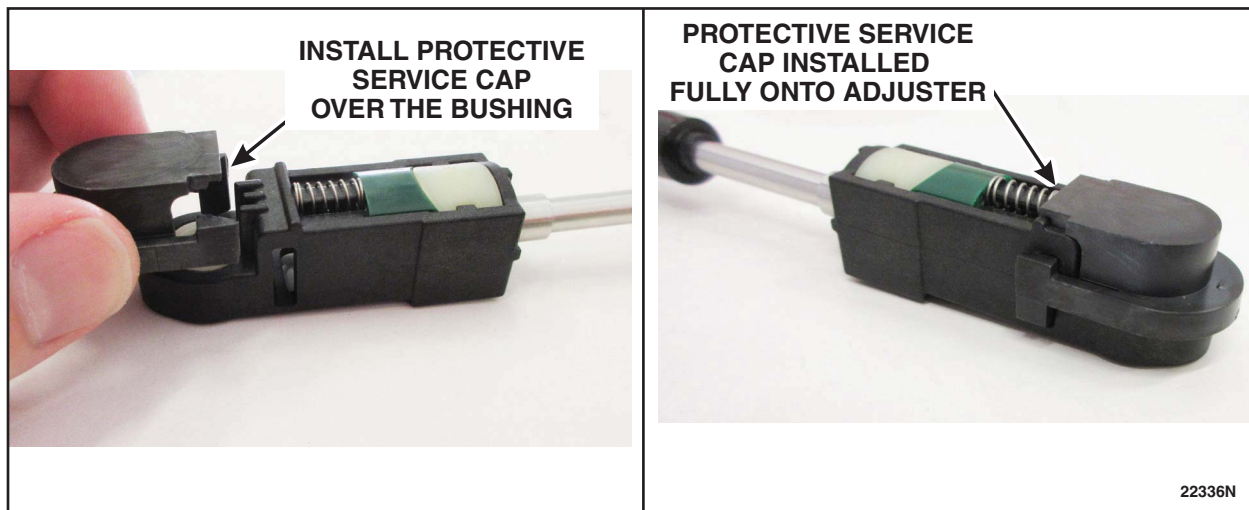


**FIGURE 12**

14. Install the *new* cap onto the selector lever cable adjuster. Clip one side into the adjuster body and then slide the other onto the housing until it snaps into place. The protective cap should cover the bushing and the terminal end of the adjuster. See Figure 13.

15. Verify installation by checking the cap is retained by the adjuster body.

**NOTE:** Selector lever cable removed for clarity.



**FIGURE 13**

16. Reassemble the vehicle by reversing the removal procedure.

17. Verify that the engine starts in Park (P) and Neutral (N) only and that the reverse lamps illuminate in Reverse (R).



**Ford Motor Company**  
**Recall Reimbursement Plan for 22S43**

*Ford and Lincoln dealers are in the best position to quickly and efficiently process reimbursement requests. However, federal legislation requires all motor vehicle manufacturers to establish processes through which customers may seek recall reimbursement directly from the manufacturer or from the dealers.*

*Regarding the specific reimbursement plan for Recall # 22S43, owners who have paid for service to remedy the defect or noncompliance must have had that service performed prior to October 1, 2022. After this date, if repairs related to this recall are performed by a non-Ford repair facility in an emergency situation, customers must submit any refund requests through their dealership. As required by this federal regulation, Ford Motor Company submitted the details of its latest General Recall Reimbursement Plan in a letter to the National Highway Traffic Safety Administration (NHTSA) in May 2021. The following is the text of that letter and the Plan:*

**General Recall Reimbursement Plan**  
(As submitted to the NHTSA)

Pursuant to the requirements set forth in 49 CFR Part 573 and Part 577 of the Code of Federal Regulations, Ford Motor Company (Ford) is submitting required information pertaining to our general reimbursement plan for the cost of remedies paid for by vehicle owners before they are notified of a related safety recall.

Set forth below is Ford's general plan to reimburse owners and purchasers for costs incurred for remedies in advance of notification of potential safety-related defects or noncompliances pursuant to Part 573.6 (c)(8)(i). This plan has not changed since our February 20, 2019 submission.

**Reimbursement Notification**

Ford's notice to a vehicle owner in accordance with 49 CFR Part 577 will indicate that Ford is offering a refund if the owner paid to have service to remedy the defect or noncompliance prior to a specified ending date. In accordance with Part 573.13 (c)(2), this ending date will be defined as a minimum of ten calendar days after the date on which Ford mailed the last of its Part 577 notifications to owners, and will be indicated in the specific reimbursement plan available to owners for an individual recall. This notice will direct owners to seek eligible reimbursement through authorized dealers or, at their option, directly through Ford at the following address:

Ford Motor Company  
P.O. Box 6251  
Dearborn, MI 48121-6251

Ford notes that this rule allows for the identification of a beginning date for reimbursement eligibility. Under the rule, an owner who paid to remedy the defect or noncompliance prior to the identified beginning date would not be eligible for reimbursement. Ford generally has not established such a beginning date for reimbursement eligibility and does not presently anticipate changing this general policy. However, in any case where Ford determines a beginning date is appropriate, Ford will indicate that date in the owner notice. As permitted by 577.11(e), Ford may not include a reimbursement notification when all vehicles are well within the warranty period, subject to approval by the agency.

## **Costs to be Reimbursed**

For vehicles, reimbursement will not be less than the lesser of:

- The amount paid by the owner for the remedy that specifically addressed and was reasonably necessary to correct the defect or noncompliance that is the subject of the recall, or
- The cost of parts for the remedy (to be no more than the manufacturer's list retail price for authorized part(s), plus associated labor at local labor rates, miscellaneous fees (such as disposal of waste) and taxes.

For replacement equipment, reimbursement will be the amount paid by the owner for the replacement item (limited by the amount of the retail list price of the defective or noncompliant item that was replaced, plus taxes, where the brand or model purchased by the owner was different than the brand or model that was the subject of the recall). If the item of motor vehicle equipment was repaired, the reimbursement provisions identified above for vehicles will apply.

Ford notes that costs incurred by the owner within the period during which Ford's original or extended warranty would have provided for a free repair of the problem will not be eligible for reimbursement, as provided by Part 573.13 (d)(1).

### Entities Authorized to Provide Reimbursement

Ford will continue to use authorized dealers to reimburse owners under the specific reimbursement plans for a particular recall, and will encourage owners to pursue requests for reimbursement directly through dealers to expedite reimbursement. Ford will also provide a mailing address to which customers can, at their option, send requests for reimbursement directly to Ford, as previously noted. Requests for reimbursement sent directly to Ford may take up to 60 days to process. Whether the owner chooses to pursue reimbursement requests through a dealer or directly through Ford, the owner will be directed to submit the required documentation, upon which reimbursement eligibility will be determined.

### **Required Documentation**

The reimbursement determination will depend upon the information provided by the customer. Consistent with Part 573.13 (d)(4) the following information must be submitted:

- Claimant name and address
- Vehicle make, model, and model year
- Vehicle identification number (VIN) and, for replacement equipment, a description of such equipment or, for tires, the model, size and TIN (DOT code)
- Identification of the recall number (either the Ford recall number or the NHTSA recall number)
- Identification of the owner of the recalled vehicle at the time that the pre-notification remedy was obtained
- An original receipt for the pre-notification remedy that includes a breakdown of the amount for parts, labor, other costs and taxes, including costs for the replacement item. Where the receipt covers work other than to address the recall or noncompliance, Ford may require the claimant to separately identify costs that are eligible for reimbursement.
- If the remedy was obtained during the warranty period, documentation indicating that the warranty was not honored or the warranty repair did not correct the problem related to the recall.

Failure to submit all of the above information may result in denial of the reimbursement request.



**Additional Information**

The Part 577 required owner notice will provide a toll-free telephone number through which specific information about the reimbursement plan can be requested from Ford. This general reimbursement plan will be incorporated into notifications pursuant to Part 573.6 by reference. Information specific to an individual recall also may be incorporated into the Part 573.6 notification.