

# SOP05072


## QAAR 9932 Extend Fridge Frame Heat Deflector for Dometic RMD 10 Refrigerator Exhaust

Department: 17  
 People Required: 1  
 Time to Complete: 00:02:54 seconds  
 Date Created: May 4, 2021  
 Date Revised: Rev #:  
 Created by Initial: GK806 Verified: AW

Tools needed:



N/A



Remove the #8 screw from the top corner fridge using a #2 Robertson bit put aside for later.

00:00:20



Lift both tabs up and remove vent by pulling on the left side of the vent and then sliding it out. Set vent aside.

00:00:10




N/A




The deflector extension has a long flange and short flange. With the long flange up, wipe the bonding surface with Methanol that has the screw holes.

00:00:20




Apply Silicone to the bonding surface of the heat extension.

00:00:30




Secure Deflector Extension to the wooden frame flush to the top cleat.

00:00:45



Reinstall vent by lining up the tabs on the right side of the frame with the slots in the grill and swivel the left side in.

00:00:20



Push both tabs down and reinstall the top clip screw of the vent (start screw by hand into the metal clip on the vent frame. (Be careful not to strip the screw.)

00:00:30