

Product Safety Recall

N212329050 Tires Overcured



Release Date: February 2021

Revision: 00

Attention: It is a violation of Federal law for a dealer to deliver a new motor vehicle or any new or used item of motor vehicle equipment (including a tire) covered by this notification under a sale or lease until the defect or noncompliance is remedied.

All involved vehicles that are in dealer inventory must be held and not delivered to customers, dealer traded, or used for demonstration purposes until the repair contained in this bulletin has been performed on the vehicle.

Important: Verify that any service replacement tires are not part of this recall. Before installing the service tire, inspect the sidewall and verify the DOT date and mold number are not listed in the Tire Information Chart listed in the Service Procedure.

Make	Model	Model Year		RPO	Description
		From	To		
Buick	Enclave	2020	2020		
Cadillac	Escalade, Escalade ESV	2020	2020		
Cadillac	XT4	2020	2020		
Cadillac	XT5	2020	2020		
Chevrolet	Blazer	2019	2020		
Chevrolet	Express	2018	2021		
Chevrolet	Silverado 1500	2018	2020		
Chevrolet	Suburban	2020	2020		
Chevrolet	Tahoe	2020	2020		
Chevrolet	Traverse	2020	2020		
GMC	Acadia	2019	2020		
GMC	Savana	2018	2021		
GMC	Sierra 1500	2018	2020		
GMC	Yukon, Yukon XL	2020	2020		

Involved vehicles are marked "open" on the Investigate Vehicle History screen in GM Global Warranty Management system. This site should always be checked to confirm vehicle involvement prior to beginning any required inspections and/or repairs.

Condition	General Motors has decided that a defect which relates to motor vehicle safety exists in certain Continental tires installed as original equipment on certain 2018-2021 model year Chevrolet Express and GMC Savana vehicles; certain 2018-2020 model year Chevrolet Blazer and Silverado 1500 and GMC Acadia and Sierra 1500 vehicles; and certain 2020 model year Buick Enclave, Cadillac Escalade, Escalade ESV, XT4, XT5, Chevrolet Suburban, Tahoe, Traverse, and GMC Yukon and Yukon XL vehicles; or sold into the aftermarket by GM dealers. According to the tire manufacturer, Continental Tires the Americas (CTA), the affected tires may have an overcure condition and CTA has initiated a safety recall for these tires. According to CTA, overcured tires may experience a carcass break in the sidewall with sudden air loss or could develop a belt edge separation which could lead to partial or full tread/belt loss. These conditions may increase the risk of a crash.
Correction	Dealers will inspect vehicles and replace tires that have DOT number and production mold number combinations identified by Continental.

Product Safety Recall

N212329050 Tires Overcured



Parts

Quantity	Part Name		Part No.
As Required	265/45 R 21	104V TL CROSSCONTACT LX SPORT	42427606
As Required	255/70 R 17	112S TL GRABBER HTS	23376686
As Required	235/65 R 18	106H TL CROSSCONTACT LX SPORT	84458189
As Required	255/55 R 20	107H CROSSCONTACT LX20	84406073
As Required	265/70 R 17	113H TL AMERITRAC TR	19252710
As Required	275/55 R 20	111S TL CROSSCONTACT LX20 ECOPLUS+	22809730
As Required	255/55 R 20	107H TL CROSSCONTACT LX20 ECOPLUS+	23165672
As Required	225/75 R 16	115 S TL GRABBER HTS	19296018
As Required	275/60 R 20	115S TL GRABBER HTS60	84459908
As Required	235/60 R 18	103H TL PROCONTACT TX	84286792
As Required	255/70 R 17	110S TL GRABBER HTS	23242101

Important: Verify that any service replacement tires are not part of this recall. Before installing the service tire, inspect the sidewall and verify the DOT date and mold number are not listed in the Tire Information Chart listed in the Service Procedure.

US Dealers:

If you have concerns acquiring replacement tires through your normal process, please call the GM Tire Program at 1-877-728-4737.

Canada Dealers:

If you have concerns acquiring replacement tires through your normal process, please call their Continental Rep or 1-855-453-1962.

Export Dealers:

All export dealers are required to submit their involved vehicle claims once completed in cooperation with the local Continental Tire Distributor. Follow the documentation instructions later in this bulletin.

Reminder: Parts may be removed from Retail Inventory Management (RIM). Dealers should review the affected parts to confirm RIM managed status. Parts may have quantity limiters in effect.

Warranty Information

Labor Operation	Description	Labor Time	Trans. Type	Net Item
9105624	Inspect 4 Road Tires for Production Information (Inspect Only)	0.2	ZFAT	N/A
	Add: Dual Rear Wheels	0.3		
	Add: Inspect Spare Tire (17" General Pickup And Express/Savana)	0.1		
9105625	Replace First Tire (Includes Inspection)	0.5	ZFAT	N/A
	Add: Dual Rear Wheels	0.3		
	Add: Each Additional Tire Replacement	0.3		

US & Canada - Net / Admin Allowance - \$25 may be claimed for submitting the Tire Pre-Repair Authorization (PRA) into the Global Warranty Management (GWM) system and to return the tire(s) to the tire manufacturer.

US Dealers in Hawaii, Alaska, Puerto Rico, Guam and Canadian Dealers in Northwest and Yukon Territories - do not submit a PRA but contact Continental at 1-888-799-2168.

US & Canada - Please do NOT cut, drill or destroy the tire. Tires subject to this recall must be returned whole and intact.

Export Dealers Only - Export dealers must submit their involved vehicle claims once completed in cooperation with the local Continental Tire Distributor.

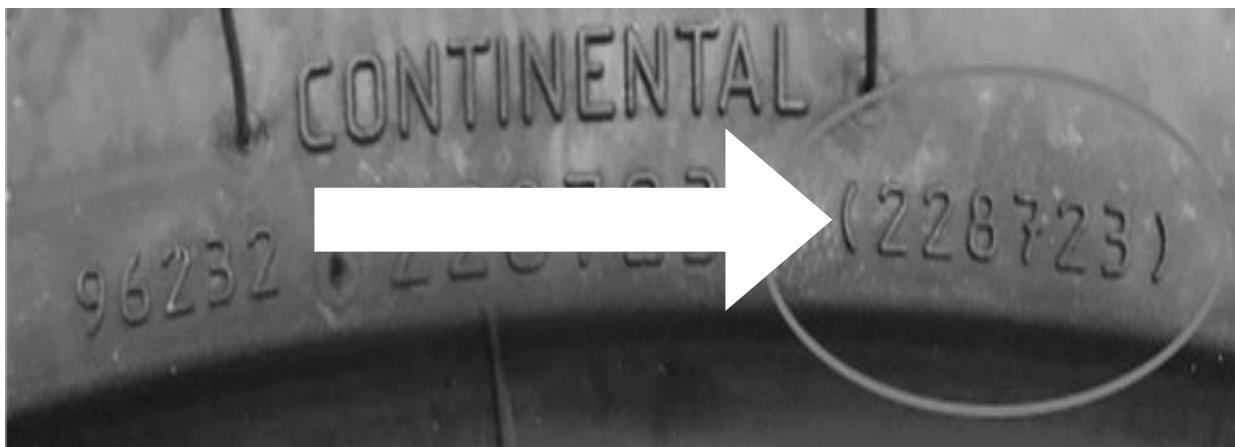
Product Safety Recall
N212329050 Tires Overcured



Service Procedure

IMPORTANT: Silverado and Sierra vehicles equipped with 17" General tires and Express and Savana vehicles equipped with 16" General tires may have a spare tire involved in this recall. Inspect the spare tire and determine if it is the same size and brand as the road tires. If it matches, inspect the sidewall information as described in the procedure. If it does not match, no further action is required for the spare tire.

This procedure involves inspecting the tire sidewall for manufacturing information. The mold number, in parenthesis along with the last four numbers in the DOT stamp (Date Code) indicate if the tire is involved in this recall. See the examples in the photographs below.



5672012



5672013

Tire Information Chart

Model	Affected PN	Affected DOT wk(s) – Mold # combination
Tahoe Suburban Silverado Sierra	19252710	1518 - 073093
Tahoe Suburban Yukon XL	23242101	4118 - 414559 4418 - 414560

Product Safety Recall
N212329050 Tires Overcured



Tahoe Yukon Escalade Suburban Yukon XL Escalade ESV	22809730	2019 - 412664 2819 - 408920
Silverado Sierra	23376686	0419 - 418563 0919 - 418581 1219 - 418561 1219 - 418579 1719 - 418570 1719 - 418556 1919 - 418579 2419 - 418562 3019 - 418582 3019 - 418565
Silverado Sierra	84459908	3419 - 419783 3519 - 419783
Traverse Enclave	23165672	2219 - 416939 2319 - 416946 2719 - 416931
Traverse Enclave	84406073	5119 - 421241 1120 - 421223
Express Savana	19296018	5217 - 406494 5217 - 411003 1718 - 411003 3318 - 411003 3918 - 414462 4118 - 414462 4418 - 406493 2920 - 406500 3020 - 406497 3620 - 406497 3620 - 406499
Blazer XT5 Acadia	84458189	0319 - 418516 1419 - 418526 2719 - 418527 2719 - 418532 4219 - 418520 0820 - 418527
Blazer	42427606	5218 - 419757 0419 - 419759
XT4	84286792	3819 - 418548 3819 - 418549

The tires must contain the exact DOT week and mold number combination as specified in the chart above.

US & Canada - Please do NOT cut, drill or destroy the tire. Tires subject to this recall must be returned whole and intact.

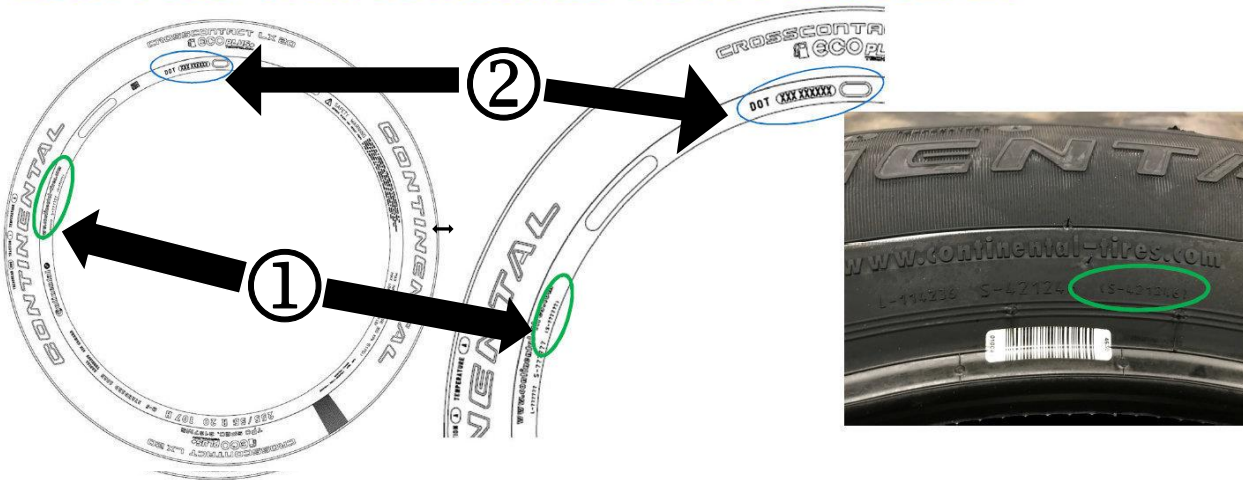
Product Safety Recall

N212329050 Tires Overcured



Traverse and Enclave

– Traverse / Enclave 255/55 R20 107H Continental CrossContact LX20



5668968

1. Inspect the tire sidewall as shown and verify the mold number (1) and DOT week (2).
2. If the mold number and DOT date fall within the **Affected DOT wk(s) – Mold # combination** in the tire information chart, replace the tire.

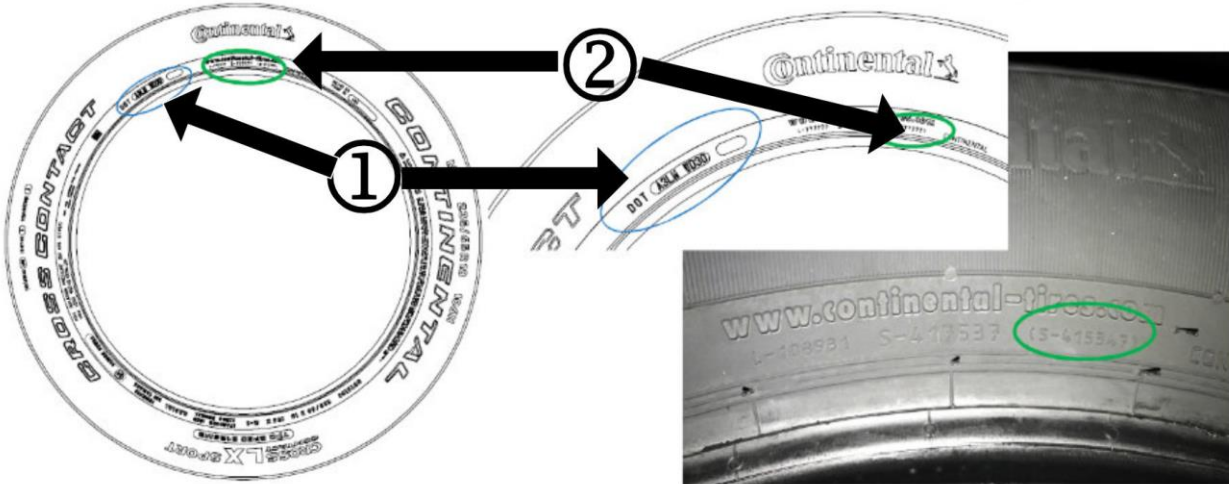
Product Safety Recall

N212329050 Tires Overcured



Acadia, XT5 and Blazer

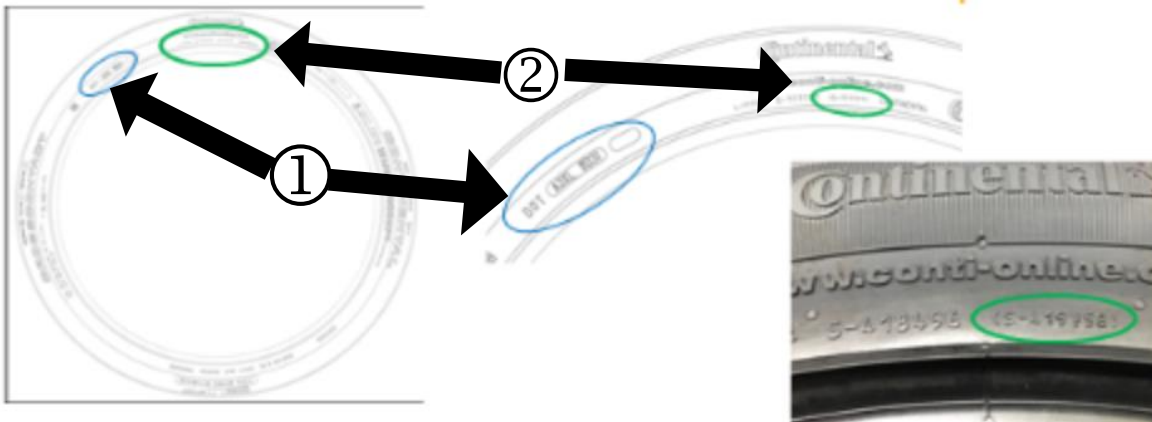
235/65 R18 104 H Continental Cross Contact LX Sport



5669524

Acadia / XT5 / Blazer

265/45 R21 104V Continental Cross Contact LX Sport



5752369

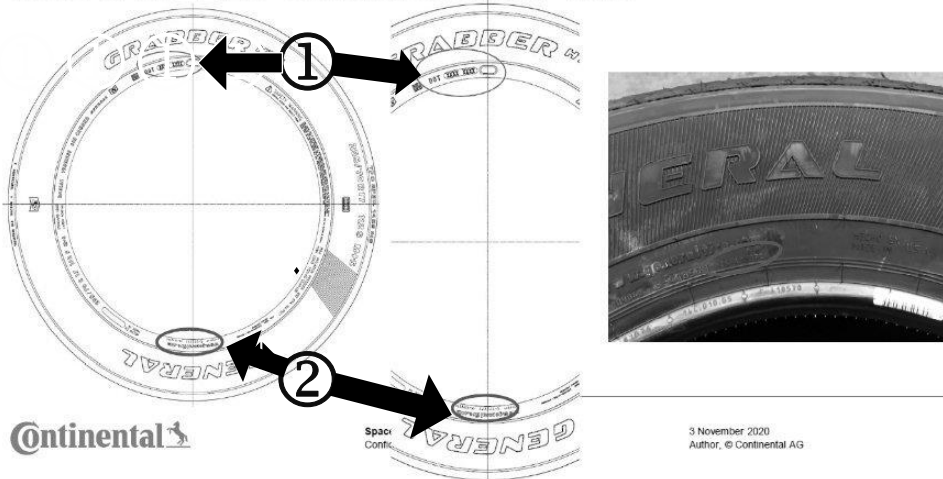
1. Inspect the tire sidewall as shown and verify the mold number (2) and DOT week (1).
2. If the mold number and DOT date fall within the **Affected DOT wk(s) – Mold # combination** in the tire information chart, replace the tire.

Product Safety Recall
N212329050 Tires Overcured



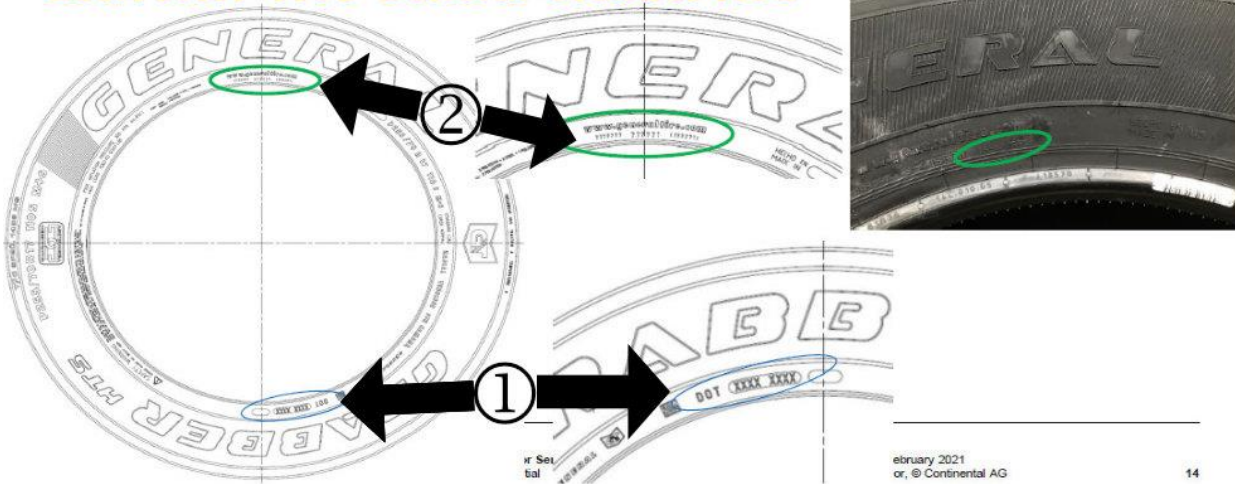
Silverado and Sierra

– Silverado / Sierra
255/70R17 112S General Grabber HTS



5668974

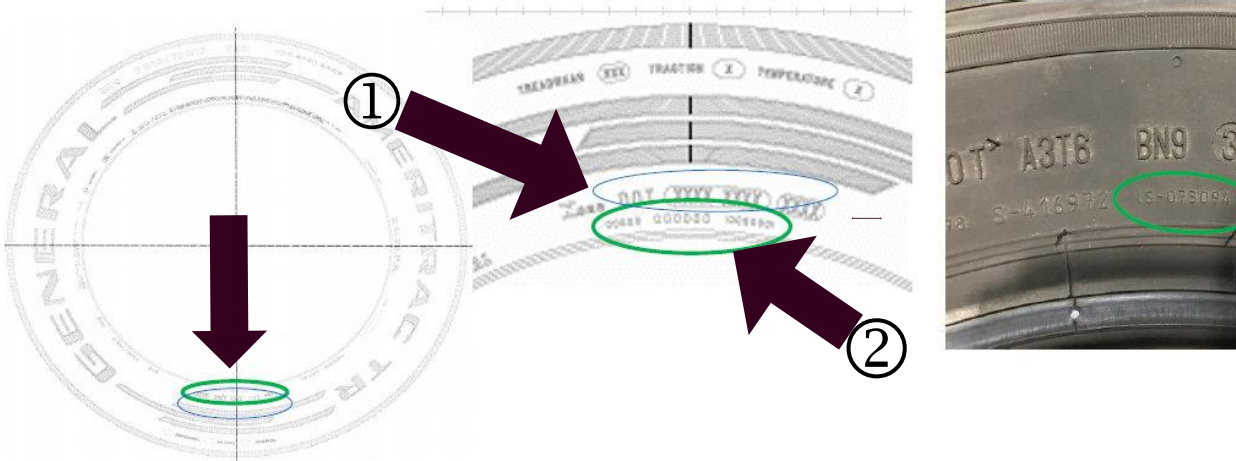
255/70R17 110S General Grabber HTS



Product Safety Recall
N212329050 Tires Overcured



265/70R17 113H AmeriTrac TR

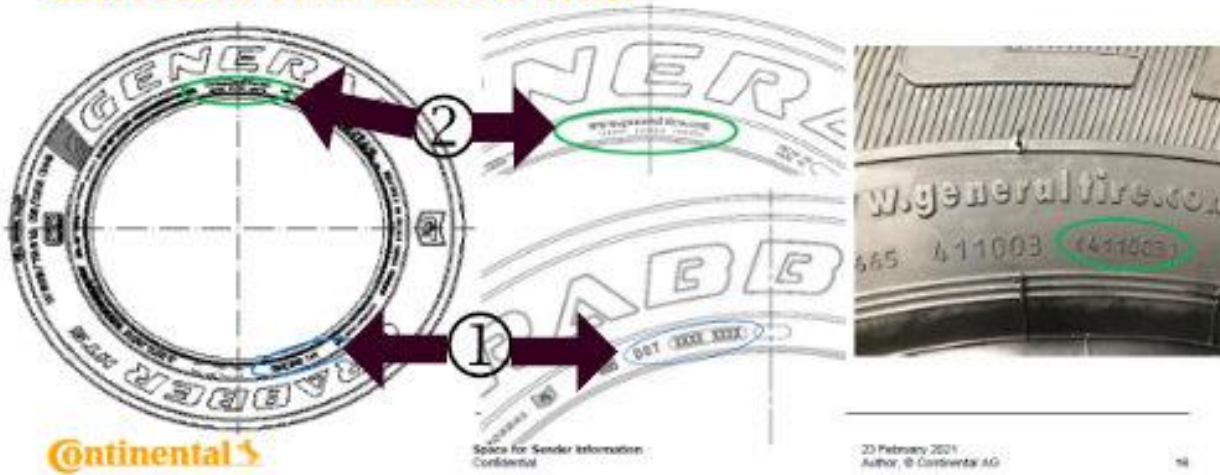


5752372

1. Inspect the tire sidewall as shown and verify the mold number (2) and DOT week (1).
2. If the mold number and DOT date fall within the **Affected DOT wk(s) – Mold # combination** in the tire information chart, replace the tire.

Express and Savana

225/75R16 115S Grabber HTS



5752373

1. Inspect the tire sidewall as shown and verify the mold number (2) and the DOT week (1).
2. If the mold number and DOT date fall within the **Affected DOT wk(s) – Mold # combination** in the tire information chart, replace the tire.

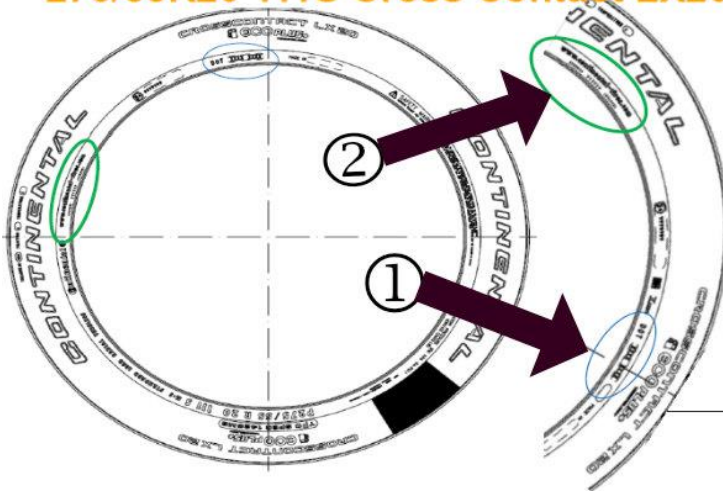
Product Safety Recall

N212329050 Tires Overcured



Tahoe, Suburban, Yukon and Escalade

275/55R20 111S Cross Contact LX20

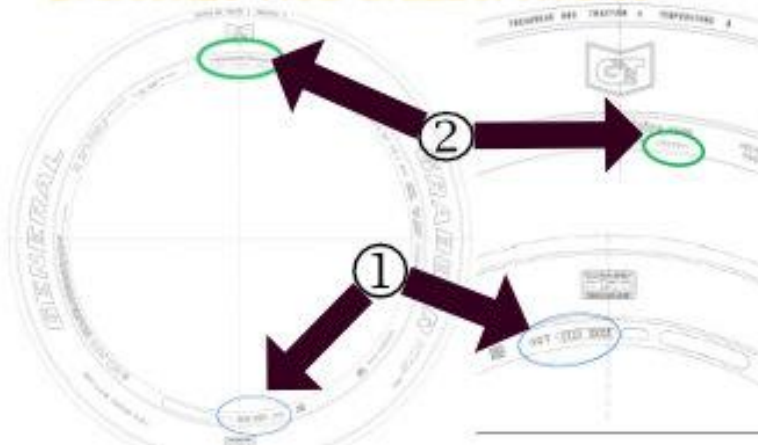


23 February 2021
Author, © Continental AG

20

5752374

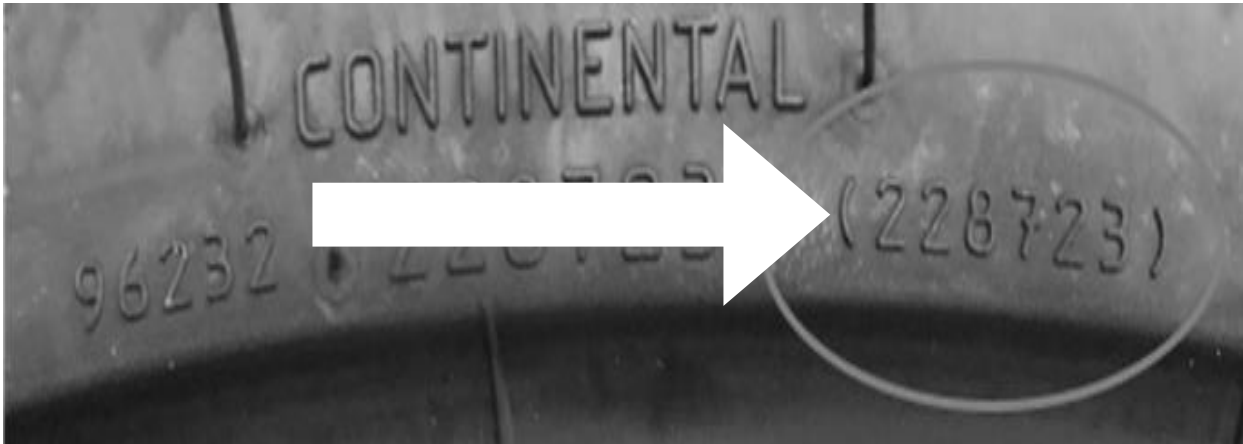
275/60R20 115S Grabber HTS 60



5752375

1. Inspect the tire sidewall as shown and verify the mold number (2) and the DOT week (1).
2. If the mold number and DOT date fall within the **Affected DOT wk(s) – Mold # combination** in the tire information chart, replace the tire.

Product Safety Recall
N212329050 Tires Overcured



5672012

2. Take a picture of the mold number, in parenthesis.



5669522

3. Take a picture of the bar code.



5682490

4. Drill two 13mm holes in the tire sidewall above the bar code label. Take a picture of the holes, including the barcode label.

Product Safety Recall

N212329050 Tires Overcured



Tire Return Instructions:

Note: The recalled tire return procedures are region specific. Please follow your country's return procedures outlined below.

Note: failure to comply with providing the necessary information puts the dealership at risk of a debited claim.

For US and Canada:

The following process only applies to vehicle tires replaced per this recall. Follow the normal process for all other warranty replacement tires.

Please do NOT cut, drill or destroy the tire. Tires subject to this recall must be returned whole and intact.

Create a New Pre-Repair Authorization Document in Global Warranty Management (GWM)

- Select ZREG transaction type
- Select Tire Replacement Pre-Repair Type
- Enter required information on Pre-Repair Authorization tab. Required fields are marked with an “*”. Enter 8060460 in the Labor Operation field.
- Enter required information on the Tire Authorization tab. Select “Other” as the Removal Reason and enter **“Product Safety Recall N21-2329050, Tire DOT Date and Mold #”** in the text box.
- For the two questions at the bottom of the page:
 - Select “Yes” for the first question at the bottom of the page (Was there visible cracking....?) and enter **“Product Safety Recall N21-2329050, Tire DOT Date and Mold #”** in the text box.
 - Select “No” for the second question (Did the tire issue cause.....?)
- Print the GWM Tire Replacement Document. Attach a copy of the complete Document to the job card.
- Detach the shipping label portion of the document, attach a copy to each tire using clear packing tape.
- Mark tires with the word “RECALL” on the sidewall
- Ship tire(s) immediately to address on GWM shipping label.
- Once the PRA is in “Accept” status, submit the transaction as follows:
 - Select ZFAT transaction
 - Enter Pre-Repair Authorization Number in the “Reference Number” field
 - Use applicable tire replacement labor operation provided in this bulletin (9105625)
 - Enter replacement tire part number and quantity in the Parts section
 - No proration applies to used tires subject to this recall
 - DO NOT select GM Pre-Repair Authorization in the “Authorization/Comments” section of the transaction
 - DO NOT enter the PRA number in the Pre-Repair Authorization Number field.

For EXPORT COUNTRIES

Take photos per the service procedure and email to the country specific email address below.

Provide photos captured in the procedure above to the appropriate country representative listed in the table below.
Email Subject Line: GM Tire Recall N21-2329050

Country	Email Photos of Tire Information
Mid-East (Not Israel)	Abdelrahman Elshami / abdelrahman.elshami@conti.de
Israel	Thomas STROHMEIER / Thomas.strohmeier@conti.de
Bahamas, Cayman Island, Costia Rica, Dominican El Salvadore, Gutamala, Republic, Mexico, Netherland Antillis, Nicaragua, Panama	Camila Laveli / servicioclientes@conti.com.mx
Chile, Colombia, Peru	Andres CAICEDO / Andres.caicedo@conti.com.ec
Korea Republic	JeongGu LEE / JeongGu.Lee@continental-corporation.com
Netherlands	Laurent GHYSSAERT / laurent.ghyssaert@continental.com

Product Safety Recall

N212329050 Tires Overcured



Dealer Responsibility – For USA & Export (USA States, Territories, and Possessions)

It is a violation of Federal law for a dealer to deliver a new motor vehicle or any new or used item of motor vehicle equipment (including a tire) covered by this notification under a sale or lease until the defect or noncompliance is remedied.

The US National Traffic and Motor Vehicle Safety Act provides that each vehicle that is subject to a recall of this type must be adequately repaired within a reasonable time after the customer has tendered it for repair. A failure to repair within sixty days after tender of a vehicle is prima facie evidence of failure to repair within a reasonable time. If the condition is not adequately repaired within a reasonable time, the customer may be entitled to an identical or reasonably equivalent vehicle at no charge or to a refund of the purchase price less a reasonable allowance for depreciation. To avoid having to provide these burdensome remedies, every effort must be made to promptly schedule an appointment with each customer and to repair their vehicle as soon as possible. In the recall notification letters, customers are told how to contact the US National Highway Traffic Safety Administration if the recall is not completed within a reasonable time.

Dealer Responsibility – All

All new, used, GM Certified Used, courtesy transportation vehicles, dealer shuttle vehicles, etc. in dealers' possession and subject to this recall must be held and inspected/repaired per the service procedure of this bulletin before customers take possession of these vehicles. Involved vehicles must be held and not delivered to customers, dealer-traded, released to auction, used for demonstration, or any other purpose.

All GM Certified Used vehicles currently in the dealers' inventory within the Certified Pre-Owned Inventory System (CPOIS) will be de-certified and must be held and remedied per the service procedure in this bulletin. Upon submitting an accepted/paid warranty transaction in the Global Warranty Management (GWM) system, the vehicle can be re-certified for sale within the CPOIS system, or once again be used in the CTP program.

Dealers are to service all vehicles subject to this recall at no charge to customers, regardless of mileage, age of vehicle, or ownership, from this time forward.

Customers who have recently purchased vehicles sold from your vehicle inventory, and for which there is no customer information indicated on the dealer listing, are to be contacted by the dealer. Arrangements are to be made to make the required correction according to the instructions contained in this bulletin. Recall follow-up cards should not be used for this purpose, since the customer may not as yet have received the notification letter.

In summary, whenever a vehicle subject to this field action enters your vehicle inventory you must take the steps necessary to ensure the program correction has been made before selling the vehicle. In addition, for vehicles entering your facility for service, you are required to ensure the customer is aware of the open field action and make every reasonable effort to implement the program correction as set forth in this bulletin prior to releasing the vehicle.

Dealer Reports

For dealers with involved vehicles, a listing has been prepared and will be available through GM GlobalConnect Maxis Field Action Reports or sent directly to export dealers. The Inventory tab of the dealer reports will contain VINs that apply to this recall. This information is intended to assist dealers with the **PROMPT COMPLETION** of these vehicles. The Customer In-Service tab will contain customer names and addresses from Motor Vehicle Registration Records. The use of such motor vehicle registration data for any purpose other than follow-up necessary to complete this recall may be a violation of law in several states.

Courtesy Transportation – For USA & Canada

Courtesy transportation is available for customers whose vehicles are involved in a product program and still within the warranty coverage period. See General Motors Service Policies and Procedures Manual for courtesy transportation program details.

Customer Notification

USA & Canada - General Motors will notify customers of this recall on their vehicle.

Export - Letters will be sent to known owners of record located within areas covered by the US National Traffic and Motor Vehicle Safety Act.

GM bulletins are intended for use by professional technicians, NOT a "do-it-yourselfer". They are written to inform these technicians of conditions that may occur on some vehicles, or to provide information that could assist in the proper service of a vehicle. Properly trained technicians have the tools, equipment, safety instructions, and know-how to do a job properly and safely. If a condition is described, **DO NOT** assume that the bulletin applies to your vehicle, or that your vehicle will have that condition. See your dealer for information on whether your vehicle may benefit from the information.



**We Support
Voluntary Technician
Certification**