



R21BE

SECOND FINAL NOTICE

DATE: April 27, 2022
TO: Blue Bird Owners
Subject: R21BE – Bendix SC-3 Single Check Valve FMVSS 121 Noncompliance

According to our records, Campaigns Administration has not received confirmation that the above referenced recall, dated June 4, 2021, has been completed. A copy of Recall R21BE is attached. Your buses affected by Recall R21BE are identified by Blue Bird body number and VIN under Section 2 on the enclosed cover sheet.

On the subject buses, it has been determined that certain Blue Bird buses could fail to conform to the Federal Motor Vehicle Safety Standard Number 121, Air Brake Systems. A retainer was not properly seated during assembly of the SC-3 Single Check valve, such that when air pressure is applied, it may no longer provide source air isolation as defined and required by FMVSS 121. Unintended spring brake application may occur, increasing the risk of a crash.

Corrective Action:

To correct this noncompliance, Blue Bird will notify the affected owners and will provide inspection and repair instructions. All SC-3 Check Valves manufactured between July 27, 2020, and September 9, 2020 are subject to this recall. The recalled SC-3 Single Check Valves may not have the retainer fully seated in the retainer groove. The SC-3 Check Valves that are not subject to this recall have the retainer fully seated in the retainer groove. The safety risk is a spring brake application that is uncommanded by the driver may result. Recall R21BE should be inspected and repaired, per R21BE Recall Instructions. You may request parts at campaignparts@blue-bird.com

If you have already had R21BE performed on your affected buses, please complete and mail the enclosed recall yellow coversheet to us in the enclosed postage paid pink reply envelope so we may update our recall records. Be sure the reply sheet is filled out properly.

Please contact your local Blue Bird Dealer with any questions regarding this recall campaign.

Thank you for your prompt attention to this matter.



R21BE

IMPORTANT SAFETY RECALL NOTICE
NHTSA Campaign Number: 21V-284 (School Bus)
NHTSA Campaign Number: 21V-285 (Non-School Bus)

DATE: June 4, 2021

SUBJECT: R21BE – Bendix SC-3 Single Check Valve FMVSS 121 Noncompliance

Dear Blue Bird Owner:

This notice is sent to you in accordance with the requirements of the National Traffic and Motor Vehicle Safety Act.

This important safety recall notice applies to your bus(es) identified by both Blue Bird Body Number and Vehicle Identification Number (VIN) on the enclosed yellow cover sheet. If you no longer own the subject bus(es), please complete the appropriate section of the yellow cover sheet and return to Blue Bird in the enclosed pink postage prepaid envelope.

Blue Bird Body Company is voluntarily recalling the following:

- Certain model year 2020 to 2022 Blue Bird Vision School Buses
 - manufactured from August 7, 2020 through January 25, 2021
- Certain model year 2020 to 2022 All American School Buses
 - manufactured from August 11, 2020 through January 28, 2021
- Certain model year 2022 Blue Bird Vision Non-School Buses
 - manufactured from September 3, 2020 through December 8, 2020
- Certain model year 2022 Blue Bird All American Non-School Buses
 - manufactured from September 10, 2020 through February 3, 2021

On the subject buses, it has been determined that certain Blue Bird buses could fail to conform to the Federal Motor Vehicle Safety Standard Number 121, Air Brake Systems. A retainer was not properly seated during assembly of the SC-3 Single Check valve, such that when air pressure is applied, it may no longer provide source air isolation as defined and required by FMVSS 121. Unintended spring brake application may occur, increasing the risk of a crash.

Blue Bird shall conduct a voluntary safety recall to correct this noncompliance.

Corrective Action:

To correct this noncompliance, Blue Bird will notify the affected owners and will provide inspection and repair instructions. All SC-3 Check Valves manufactured between July 27, 2020, and September 9, 2020 are subject to this recall. The recalled SC-3 Single Check Valves may not have the retainer fully seated in the retainer groove. The SC-3 Check Valves that are not subject to this recall have the retainer fully seated in the retainer groove. The safety risk is a spring brake application that is uncommanded by the driver may result. Recall R21BE should be inspected and repaired, per R21BE Recall Instructions. You may request parts at campaignparts@blue-bird.com **Parts are currently available.**

Labor Reimbursement:

Blue Bird will reimburse the labor cost of potential repairs relating to this recall at no cost to you the vehicle owner.

The Standard Repair Time (SRT) to accomplish this repair is outlined below:

- **R21BE Inspection and Repair**
 - 0.5 hours (30 minutes)

BLUE BIRD BODY COMPANY
3920 Arkwright Road, Suite 200, Macon, GA 31210 – (478) 825-2021



BLUE BIRD

Blue Bird Body Company

Page 2

R21BE

Administering the Recall:

Blue Bird recommends that you contact your local or nearest Blue Bird Dealer to arrange for this recall to be performed. The Dealer can perform the repairs, or arrange for repairs to be performed by a service repair facility authorized by the Dealer. However, you may elect to perform this recall yourself or pay another independent repair facility to perform this recall. A qualified technician should perform this recall. If you elect to perform this recall yourself or pay another independent repair facility to perform this recall, complete and submit the Pink Owner's Recall Reply Sheet provided. The Recall Reply Sheet includes a section for the owner to request reimbursement of the owner's labor or to request reimbursement for a labor invoice paid by the owner to an independent repair facility.

Parts to complete Recall R21BE are currently available.

Federal law requires that any vehicle lessor receiving this recall notice must forward a copy of this notice to the lessee within ten days.

If the modifications directed by this notification were performed on your bus prior to the receipt of this recall notification, attach a copy of the work order/invoice. Mail the documents in the pink self-addressed postage prepaid envelope included with the pink reply sheet to Blue Bird for warranty consideration. Reimbursements will be made in accordance with the requirements of the National Highway Transportation Safety Act, Title 49 Code of Federal Regulations, Parts 573 and 577.

Please contact your local Blue Bird Dealer with any questions regarding this recall campaign.

If Blue Bird Body Company should fail to or is unable to remedy this condition without charge to you, you may contact:

**ADMINISTRATOR
NATIONAL HIGHWAY TRAFFIC SAFETY ADMINISTRATION
1200 NEW JERSEY AVENUE, SE
WASHINGTON, D.C. 20590**

Or, you may call The National Highway Traffic Safety Administration toll free at:
1-888-327-4236 TTY 1-800-424-9153 or go to: <http://www.safercar.gov>



RECALL

R21BE – BENDIX® SC-3™ SINGLE CHECK VALVE

Models Affected: Certain Model Year 2020 Electric (EV) Buses and Certain Model Year 2022 Vision and All American Buses Equipped with Bendix® Air Brakes

Issue: Bendix Commercial Vehicle Systems LLC is conducting a voluntary safety recall campaign, Bendix Recall No.: 21E-015, involving the Bendix® SC-3™ single check valve (Bendix Part Number K096210) (Blue Bird Part Number 10034984)

Corrective Action: Inspect And Replace If Required Bendix Part Number K096210, Blue Bird Part Number 10034984

Parts/Tools Needed:

Item Number	Part Number	Description	Quantity
1	10034984	Bendix® SC-3™ Single Check Valve (Bendix Part Number K096210)	1 (IF REQUIRED)
1	Source Local	Liquid Thread Sealant	1 (IF REQUIRED)
1	Source Local	15/16 Inch Open End Wrench	1 (IF REQUIRED)
1	Source Local	1/2 Inch Open End Wrench	1 (IF REQUIRED)

WARNING: Always follow all Federal, State, Local, and Shop safety standards and use proper safety equipment, and thoroughly read and understand all instructions before performing these procedures. Park bus on level surface, apply parking brake, turn off ignition key, and **Chock Wheels**. **CRITICAL: Block and hold the vehicle by means other than the air brakes.** Ensure that the bus is secured from any possible movement.

Instructions:

1. The Bendix® SC-3™ single check valve is installed on the Bendix® SR-7® spring brake modulating valve on Blue Bird buses equipped with air brakes. The physical mounting location varies based on optional features ordered and the Blue Bird bus model being inspected, and repaired. [Blue Bird R21BE Instructions](#) and a [Bendix Service Data Manual SD_03_2205_US_006](#) are both attached to this R21BE document. You can view or print both by clicking on the attachment desired.
2. Additional information related to Bendix Recall No.; 21E-015 can also be found on the Bendix website. See Bendix website links below.

[BW8136 - Identifying Bendix SC-3 Single Check Valves Covered in this Field Action](#)

[TCH-003-059 - Bendix SC-3 Single Check Valve Recall](#)

[Bendix SC-3 Single Check Valve Replacement Video](#)

Technical Bulletin

Bulletin No: TCH-003-059

Effective Date: 4/15/21

Cancels: N/A

Page: 1 of 4

Subject: **BENDIX® SC-3™ SINGLE CHECK VALVE RECALL** (PART NUMBER K096210)

Bendix Commercial Vehicle Systems LLC (Bendix) is conducting a voluntary safety recall campaign, **Recall No.: 21E-015**, involving the Bendix® SC-3™ single check valve (Bendix Part Number K096210).

Problem Description:

See *Figure 1*. Bendix has determined that the retainer of the SC-3 single check valve, manufactured by a Bendix sub-supplier, may not have been seated in the internal groove of the valve, thereby causing a potential defect. Improperly seated retainers cause other internal components (the spring and the shuttle) of the SC-3 single check valve to become dislodged from the SC-3 fitting. After enough cycles with the spring and shuttle loose and out of the fitting, the shuttle or retainer can become fractured. If this condition exists and the pieces cannot be accounted for in the supply port of the Bendix® SR-7® spring brake modulating valve, then the SR-7 valve must be replaced as well.




Figure 1 - SC-3 Single Check Valve Internal Components - Spring and Shuttle

Vehicles Affected:

This recall includes all SC-3 single check valve – part number K096210 – manufactured between July 27, 2020 and September 29, 2020. This action **does not** affect SC-3 single check valves manufactured prior to or after the stated dates.

What You Need To Do:

Immediately stop using and/or selling any of the SC-3 single check valves that fall within the recall parameters. It is a violation of Federal law for a dealer or distributor to sell an SC-3 single check valve that is subject to this recall. Ensure your customers are aware of the recall campaign.

Identification:

Blue Bird Vehicles

A potentially defective SC-3 single check valve on a Blue Bird vehicle has no date code identifier. Blue Bird purchased SC-3 single check valves from Bendix as standalone parts and not as part of an assembly. To identify a potentially defective SC-3 single check valve on a Blue Bird vehicle, perform the following steps:

1. Remove the SC-3 single check valve from the SR-7 spring brake modulating valve.
2. See *Figure 2*. Inspect the SC-3 single check valve retainer. If the retainer is fully seated, it is correctly installed and not affected by this recall campaign. If the retainer is not fully seated – or is missing, damaged, or the shuttle or the retainer are missing or fractured – the SC-3 single check valve falls within the recall parameters. The SC-3 single check valve needs to be replaced. If the shuttle or the retainer are missing (not located in the SC-3 fitting nor in the supply port of the SR-7 spring brake modulating valve) or fractured, the SR-7 spring brake modulating valve must be replaced as well.




Figure 2 - SC-3 Single Check Valve Retainer (continued)

Navistar®, New Flyer, and Oshkosh Vehicles

NOTE: Any publication from the OEM supersedes the below information.

A potentially defective Bendix® SC-3™ single check valve on a Navistar, New Flyer, or Oshkosh vehicle was purchased from Bendix as an assembly including the SC-3 single check valve and the Bendix® SR-7® spring brake modulating valve. To identify a potentially defective SC-3 single check valve on a Navistar, New Flyer, or Oshkosh vehicle, perform the following steps:

1. Remove the SC-3 single check valve from the SR-7 spring brake modulating valve.
2. See Figure 2. Inspect the SC-3 single check valve retainer. If the retainer is fully seated, it is correctly installed and not affected by this recall campaign. If the retainer is not fully seated – or is missing, damaged, or the shuttle or the retainer are missing or fractured – the SC-3 single check valve falls within the recall parameters. The SC-3 single check valve needs to be replaced. If the shuttle or the retainer are missing (not located in the SC-3 fitting nor in the supply port of the SR-7 spring brake modulating valve) or fractured, the SR-7 spring brake modulating valve must be replaced as well.

OR

1. See Figure 3. A potentially defective SC-3 single check valve that was purchased as part of an assembly with an SR-7 spring brake modulating valve can be identified by the date code on the SR-7 spring brake modulating valve. If the SR-7 spring brake modulating valve has a date code that is any date between, and inclusive of, 7/27/20 and 9/29/20, the SC-3 single check valve falls within the recall parameters. The SC-3 single check valve needs to be replaced.

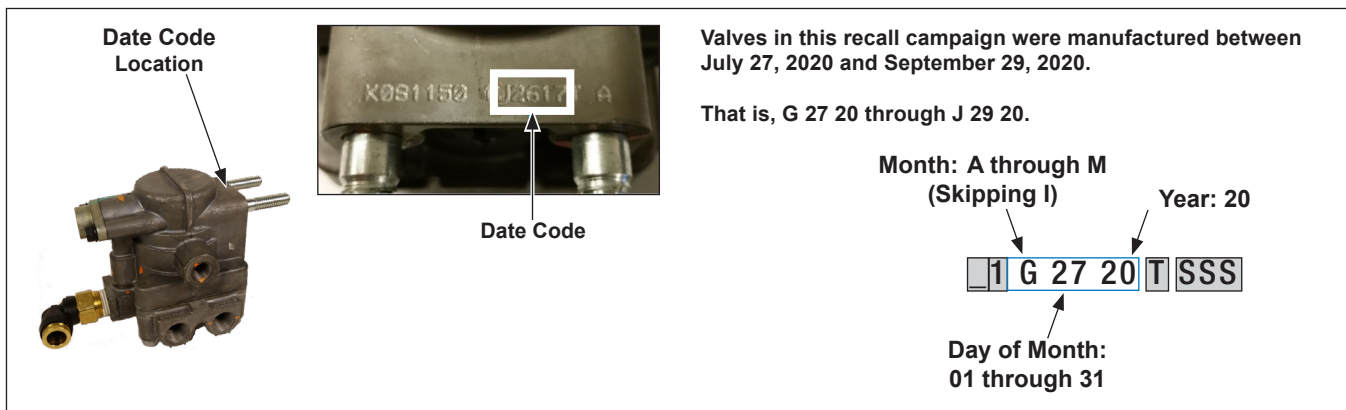


Figure 3 - SR-7 Spring Brake Modulating Valve Date Code Interpretation

Interpreting the Date Code:

See Figure 3. A date code is stamped (not cast) on the Bendix® SR-7® spring brake modulating valve body housing. Locate the date code – removing the paint coating if necessary – to read the code. Disregard the codes shown in gray in Figure 3. The portion of the date code that determines the date of manufacture is highlighted and can be interpreted as follows:

- The first field is the month (A=January, B=February, etc. – excluding the letter I – so that J=September, and so on),
- The next two fields are the day of the month (e.g. 01 = 1st); and
- The next two fields are the year (e.g. 20 = 2020)

Inventory Disposition:

If your inventory contains Bendix® SC-3™ single check valves that fall within the recall parameters, please contact Ms. Shelly Neff. Please phone Shelly Neff, toll-free, by calling 1-800-AIR-BRAKE, ext. 4417 (1-800-247-2725, ext. 4417), Monday - Thursday, 8:00 a.m. - 6:00 p.m., and Friday, 8:00 a.m. - 5:00 p.m., ET, to arrange for the return of any affected inventory currently in stock. As a reminder, you will need to place an offsetting order to replenish the returned stock. Email SC-3campaign21@bendix.com for additional assistance.

Disposition of the Impacted SC-3 Single Check Valves:

You are authorized to scrap impacted SC-3 single check valves that are removed from vehicles. These valves are not required to be returned to Bendix.

Replacing Defective SC-3 Single Check Valves:

For instructions on replacing the SC-3 single check valve, reference SD-03-2205, *Bendix SC-3 Single Check Valve Service Data Sheet*, on bendix.com, or reference the SC-3 single check valve recall repair video on the Product Action Center on bendix.com.

Knowledge Dock™
BLOGS • PODCASTS • VIDEOS
24/7/365
Visit knowledge-dock.com

Search for Bendix products
quickly and easily at
B2Bendix.com,
our new e-commerce tool.

Log on and learn from the best.
Online training that's available
when you are – 24/7/365.
Visit brake-school.com



Action Required For Identifying the Recalled Bendix® SC-3™ Single Check Valve

Identifying Bendix® SC-3™ Single Check Valves Covered in this Field Action

Blue Bird Vehicles

A potentially defective SC-3 single check valve on a Blue Bird vehicle has no date code identifier. Blue Bird purchased SC-3 single check valves from Bendix as standalone parts and not as part of an assembly. To identify a potentially defective SC-3 single check valve on a Blue Bird vehicle, perform the following steps:

1. Remove the SC-3 single check valve from the Bendix® SR-7® spring brake modulating valve.
2. See Figures 1 and 2. Inspect the SC-3 single check valve retainer. If the retainer is fully seated, it is correctly installed and not affected by this recall campaign. If the retainer is not fully seated, or is missing, damaged, or the shuttle or retainer are missing or fractured, the SC-3 single check valve falls within the recall parameters. The SC-3 single check valve needs to be replaced. If the shuttle or the retainer are missing (not located in the SC-3 fitting nor in the supply port of the SR-7 spring brake modulating valve) or fractured, the SR-7 spring brake modulating valve will need to be replaced as well.

Navistar®, New Flyer, and Oshkosh Vehicles

NOTE: Any publication from the OEM supersedes the below information.

A potentially defective SC-3 single check valve on a Navistar, New Flyer, or Oshkosh vehicle was purchased from Bendix as an assembly including the SC-3 single check valve and the SR-7 spring brake modulating valve. To identify a potentially defective SC-3 single check valve on a Navistar, New Flyer, or Oshkosh vehicle, perform the following steps:

1. Remove the SC-3 single check valve from the SR-7 spring brake modulating valve.

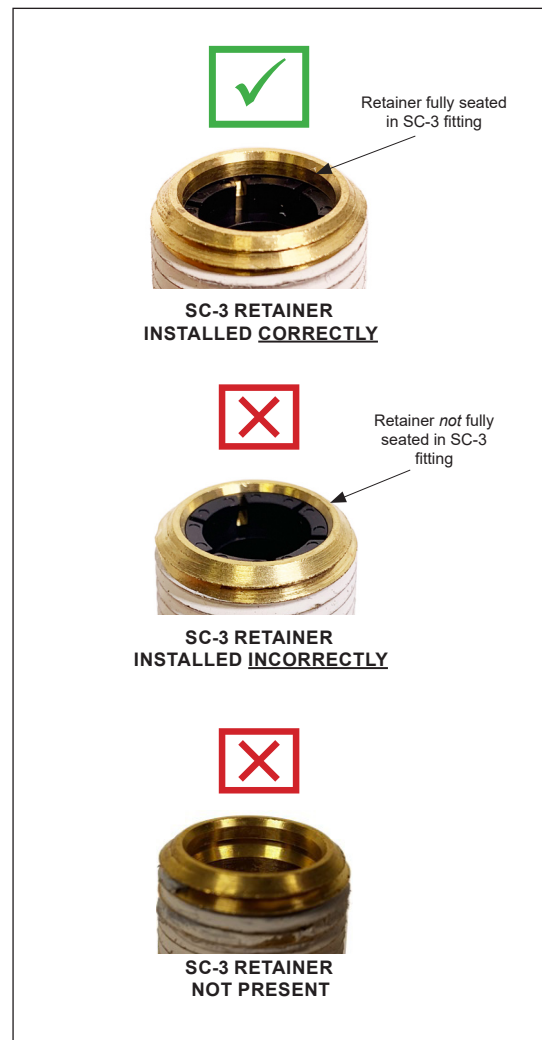


Figure 1 - SC-3 Single Check Valve Retainer




Figure 2 - SC-3 Single Check Valve Internal Components - Spring and Shuttle

2. See Figures 1 and 2. Inspect the Bendix® SC-3™ single check valve retainer. If the retainer is fully seated, it is correctly installed and not affected by this recall campaign. If the retainer is not fully seated, or is missing, damaged, or the shuttle or the retainer are missing or fractured, the SC-3 single check valve falls within the recall parameters. The SC-3 single check valve needs to be replaced. If the shuttle or the retainer are missing (not located in the SC-3 fitting nor in the supply port of the Bendix® SR-7® spring brake modulating valve) or fractured, the SR-7 spring brake modulating valve will need to be replaced as well.

OR

1. See Figure 3. A potentially defective SC-3 single check valve that was purchased as part of an assembly with an SR-7 spring brake modulating valve can be identified by the date code on the SR-7 spring brake modulating valve. If the SR-7 spring brake modulating valve has a date code that is any date between, and inclusive of, 7/27/20 and 9/29/20, the SC-3 single check valve falls within the recall parameters. The SC-3 single check valve needs to be replaced.

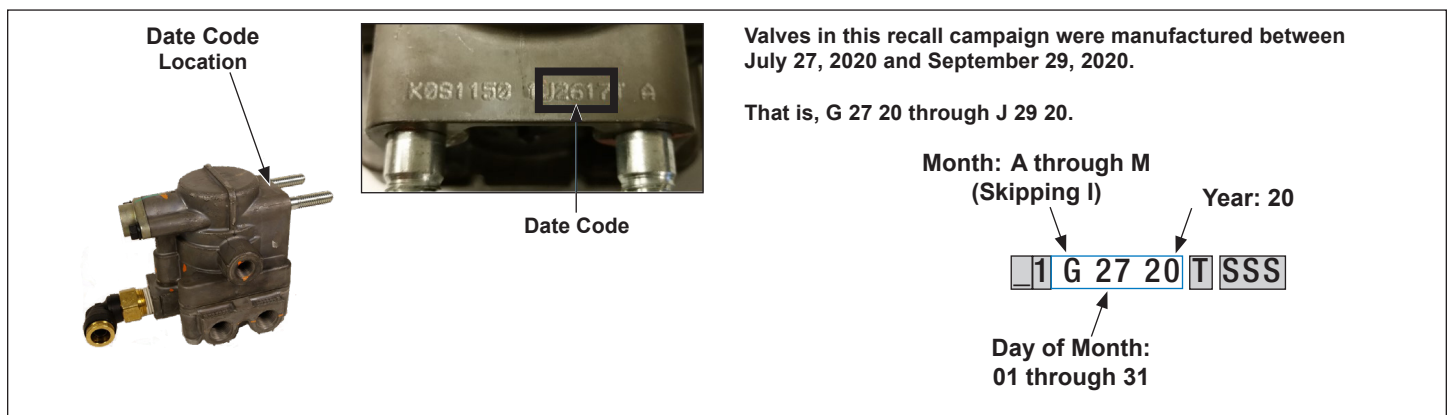


Figure 3 - SR-7 Spring Brake Modulating Valve Date Code Interpretation

Interpreting the Date Code

See Figure 3. A date code is stamped (not cast) on the SR-7 spring brake modulating valve body housing. Locate the date code – removing the paint coating if necessary – to read the code. Disregard the codes shown in gray in Figure 3. The portion of the date code that determines the date of manufacture is highlighted and can be interpreted as follows:

- The first field is the month (A= January, B = February, etc. – excluding the letter I – so that J= September, and so on),
- The next two fields are the day of the month (e.g. 01 = 1st); and
- The next two fields are the year (e.g. 20= 2020)

For technical support, call the Bendix Tech Team at 1-800-AIR-BRAKE (1-800-247-2725), option 2, Monday through Thursday, 8:00 a.m. – 6:00 p.m., and Friday, 8:00 a.m. – 5:00 p.m. ET.