



PORSCHE



Test instructions

AMB6 Recall Campaign – Check three-point belt and replace if necessary

Cayenne (9YA/9YB) - MY: 2021

AMB6 Recall Campaign - Check three-point belt and replace if necessary

Overview / Topic:

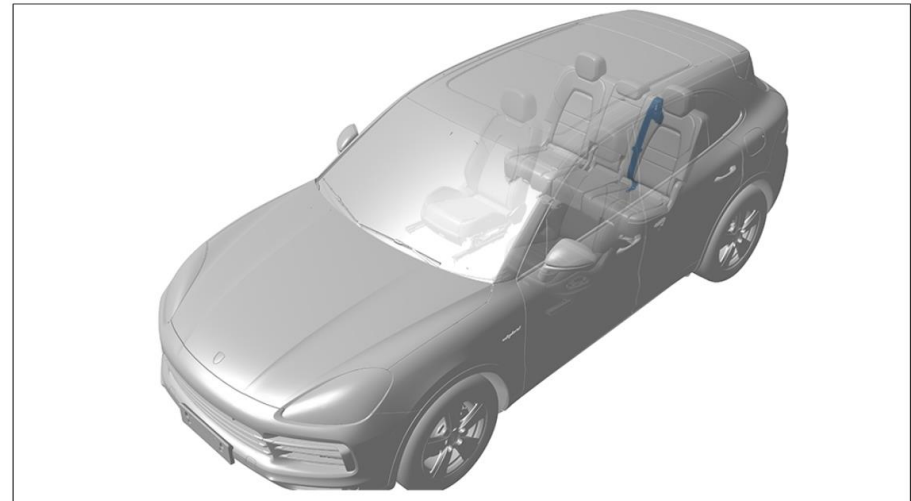
A seat belt assembly supplier reported that seat belt assemblies in the subject vehicles may not meet one of the applicable Federal safety standards. Accordingly, the seat belt assembly must be inspected, and replaced if necessary.

Remedial action:

Check three-point belt

Installation position:

(1) Three-point belt on the **middle rear seat (check)**



Required parts:

No parts are required for **checking** the child seat lock function of the three-point belts.

Required tools:

No tools are required for **checking** the child seat lock function of the three-point belts.

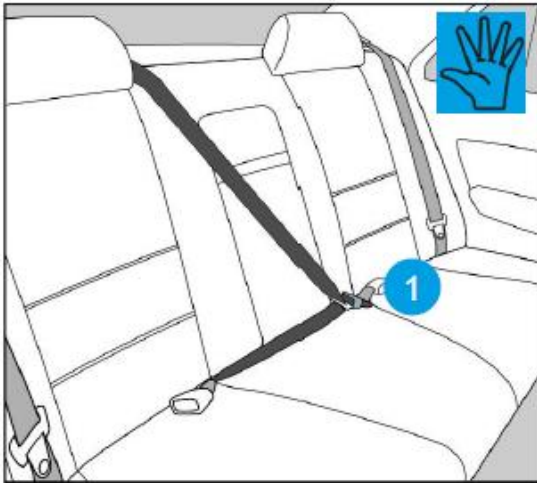
Check three-point belt



Information

On Cayenne vehicles, **only the middle rear seat** needs to be checked.

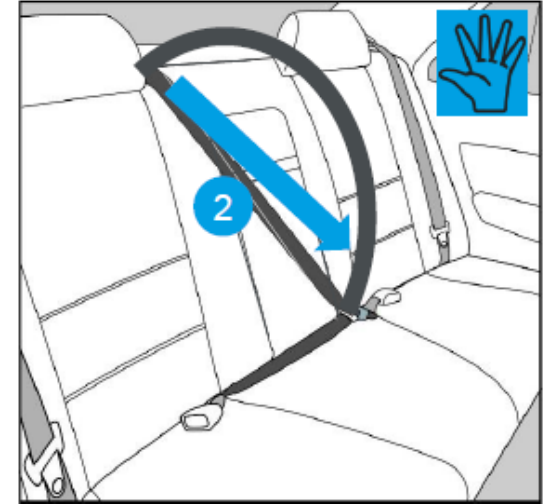
1. Fasten seatbelt over empty vehicle seat, latch seatbelt into buckle.
 - For rear center only; extract 200 - 250 mm lower belt (fabric), fold and fix with your hand (Picture 1).



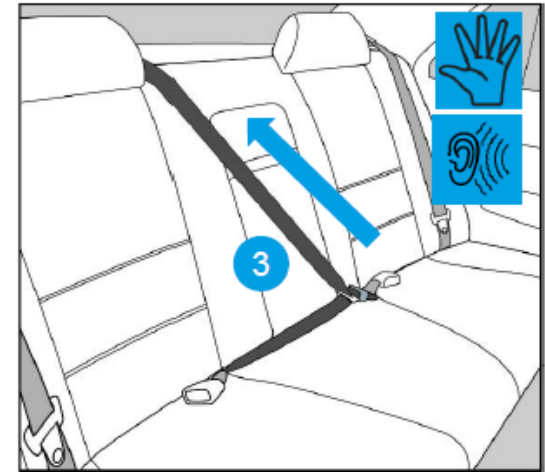
Picture 1

Check three-point belt

2. Pull seatbelt (fabric) all the way out of the seatbelt retractor to activate ALR.

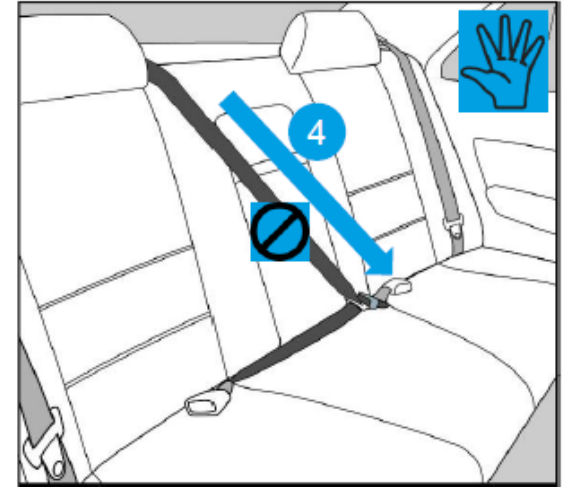


3. Slowly retract the seatbelt (fabric) fully back into the seatbelt retractor while the seatbelt remains buckled over empty seat (you will hear a ratcheting sound).



Check three-point belt

4. Pull on the belt steady and uniformly and verify that it is locked and cannot be pulled out of the seatbelt retractor.
5. EVALUATION
Is the seatbelt locked so webbing cannot be pulled out of seatbelt retractor ?
 - Yes: ALR function works properly – go to step 6
 - No: ALR is not working properly. The affected three-point belt must be replaced as soon as the required parts are available.
6. Unfasten seatbelt and run Step 1 to 5 for 5 consecutive times.
 - If seatbelt retractor locks without releasing, 5 times in succession, no further action is required. The vehicle can be handed over to the customer.



Information

The vehicle **may only be handed over to the customer** after the test outlined in the initial inspection instructions has been completed if all three-point belts to be tested **are functioning as prescribed**. If the function of the three-point seat belt does not comply with specification, **the vehicle must remain blocked and must not be handed over to the customer**.

We will inform via PPN update regarding the availability of the final replacement procedure and parts as they become available.

Warranty processing

Scope 1: Check three-point belt

Working time:

Check three-point belt

Labor time: **29TU****Invoicing: Damage Code AMB6 99 000, Repair Code 1**

Information

The scope regarding the check of the three-point seat belt **only has to be invoiced** if the three-point seat belt functions **according to specification**.

The invoicing of this scope in case of an **incorrect three-point seat belt function** shall take place at a later date **in line with the associated Recall Campaign**. This campaign will be published as soon as the required parts are fully available.