



IKON  
XL  
Classic  
Explorer  
Verona LE

Verona  
Valencia  
Veracruz  
Vienna  
Villagio

---

**IMPORTANT SAFETY RECALL NOTICE**  
**Lippert Window Recall Campaign 21E-047**  
**NHTSA #21V644**  
**September 2021**  
**THIS NOTICE APPLIES TO YOUR VEHICLE**

Renegade RV  
52216 State Road 15  
Bristol, IN 46507

September 1, 2021

Attention: **Renegade Owner** \_\_\_\_\_

We have been notified by Lippert Components Inc. of a potential defect with 6400 Series windows installed in your unit. Lippert Components Inc. has issued a formal recall on these windows and will execute a remedy at no charge to the end user as quickly as possible.

**This notice pertains to Vin. #** \_\_\_\_\_ **Unit #** \_\_\_\_\_

Once Recall is remedied via the attached instructions provided by Lippert , please have the service center return this notice providing the completed information below to Jeremy Slinker (contact information below).

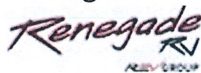
**Date Remedied** \_\_\_\_\_

**Dealer Representative** \_\_\_\_\_

Renegade is committed to providing the best products that enable our customers to enjoy a mobile lifestyle and we apologize for any inconvenience this may cause.

Best regards,

Jeremy Slinker  
Customer Service Manager  
Renegade Mfg.



Office: 574-966-0160  
jslinker@renegaderv.com



## ***IMPORTANT SAFETY RECALL***

NHTSA Safety Recall: 21E-047  
Date: July 1, 2021  
VIA EMAIL & UPS DELIVERY

### **OEM CUSTOMER NOTIFICATION**

This Customer Notification is sent to you in accordance with the requirements of the United States National Traffic and Motor Vehicle Safety Act.

### **REASON FOR THIS RECALL**

Lippert has conducted a thorough investigation and determined an issue which relates to motor vehicle safety may exist in certain vehicles equipped with a 6400 Series window vent produced by our Michigan facility which was formerly Hehr International. There is the possibility of the vent portion of the involved windows experiencing an issue with the window adhesive bonding. Our records indicate that your company purchased one or more of the involved 6400 series windows built between 10/01/2018 and 08/13/2020 which are the subject of this recall. The 6400 Series Vented Windows sold to you which are subject to the recall are listed in detail in a spreadsheet included with this notice. **If these products are still in your inventory, you must not sell or install these into units. It is a violation of federal law to sell any of the listed 6400 series windows covered by this recall until the defect is remedied. The window vent inspection instructions are enclosed with this letter.**

### **WHAT WE WILL DO**

Lippert will supply a gauge to be used while conducting inspections of the vent portion of the 6400 series windows (Recall Inspection Part Number 2021094575), as well as a replacement vent if the original vent is found to have an adhesive bond issue. Lippert will also reimburse you for 0.4 labor charged by your dealers to inspect the involved vented windows and/or replace any needed vent at the flat rate of 0.5 hour. The parts for the remedy are currently available.

### **WHAT YOU SHOULD DO**

You or your dealer must inspect the involved component as outlined on the attached instructions and submit a claim documenting the completed repair for payment of the labor charges. Lippert's Customer Service department may be reached via email at [recall@lci1.com](mailto:recall@lci1.com) or via phone at 574-538-4514 if there are any questions. Lippert does **not** require advance contact or a pre-auth be obtained; labor allowance for this inspection is 0.4 and labor allowance for the repair is 0.5 with the original vent **not** required to be returned. Lippert will coordinate shipments of the needed inspection gauge as well as window vent with the RV Manufacturer.

If you are not satisfied, we have done our best to remedy this situation, you may submit a written complaint to: Administrator, National Highway Traffic Safety Administration, 1200 New Jersey Avenue SE, Washington, DC 20590. You may call the toll-free Vehicle Safety Hotline at 1-888-327-4236 (TTY: 1-800-424-9153) or go to <http://safercar.gov>. Federal regulations require that any vehicle lessor receiving this recall notice must forward a copy of this notice to the lessee within ten days.

We regret any inconvenience this concern may cause you. As we are sure you will appreciate, the safety and quality of our products are of the utmost importance to us. Thank you for your attention and cooperation in this matter.

Sincerely,

Lippert Components, Inc.



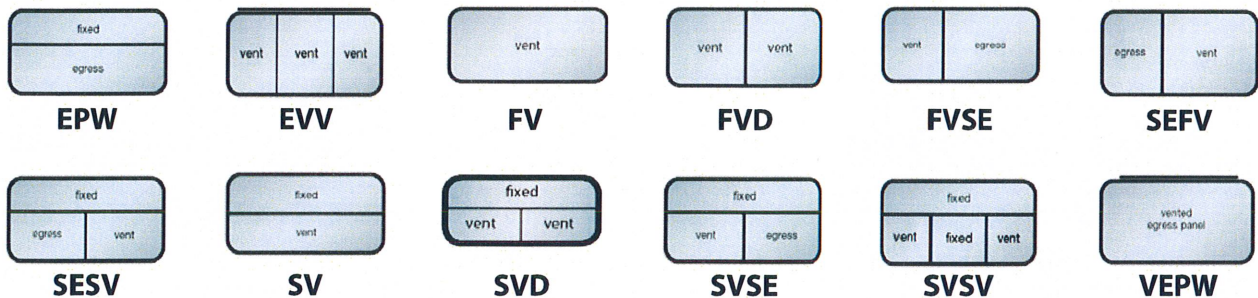


# HEHR 6400 SERIES WINDOW VENT RECALL

Recall Number:	21E047		
Product:	Hehr 6400 Series Window Vent		
Date:	June 29, 2021	Labor Rate:	Inspection 0.4 hour per unit Replacement 0.5 hour per vent

## Subject

Inspection of the seal between the glass and frame on the following Hehr 6400 Series windows manufactured between October 1, 2018 and August 13, 2020.



## Safety

This document provides general instructions. Many variables can change the circumstances of any procedure, i.e. the degree of difficulty involved in the service operation and the ability level of the individual performing the operation. This document cannot begin to plot out procedures for every possibility, but will provide the general instructions for effectively installing, removing or servicing the system. In the event the skill level required is too advanced or the procedure too difficult, a certified technician should be consulted before performing the necessary operation. Failure to correctly install, remove or service the system may result in voiding the warranty, inflicting injury or even death.

### **⚠ WARNING**

The "WARNING" symbol above is a sign that a procedure has a safety risk involved and may cause death, serious personal injury, severe product and/or property damage if not performed safely and within the parameters set forth in this document.

### **⚠ CAUTION**

The "CAUTION" symbol above is a sign that a procedure has a safety risk involved and may cause personal injury, product and/or property damage if not performed safely and within the parameters set forth in this document.

## Resources Required

- Cordless or electric drill or screw gun
- Phillips screw bit
- 3/16" drill bit
- Pop rivet gun
- Ladder



Recall Number:	21E047		
Product:	Hehr 6400 Series Window Vent		
Date:	June 29, 2021	Labor Rate:	Inspection 0.4 hour per unit Replacement 0.5 hour per vent

## Window Identification

### Window Size

Window Size \_\_\_\_ X \_\_\_\_ = from inside trim ring RPO label or measure outside the whole/entire window  
Width X Height of glass, edge-to-edge.

### Egress Windows

- A. Inside the unit an EXIT sticker (Fig. 1) or red handle (Fig. 2A) will be present.
- B. Outside the unit the white backside of the EXIT sticker will be visible.

### Insulated Windows

- A. Inside the unit a smaller INSULATED WINDOW sticker (Fig. 3) or a super spacer (Fig. 4A) sandwiched between two panes of glass can be seen.
- B. Outside the unit the white backside of the INSULATED WINDOW sticker (Fig. 3A) is seen.

### Egress and Insulated

- A. Inside the unit a smaller INSULATED WINDOW sticker (Fig. 3) can be seen or the super spacer (Fig. 4A) sandwiched between two panes of glass will be visible in addition to the EXIT sticker (Fig. 1) or red handle (Fig. 2).
- B. Outside the unit the white backside of the INSULATED WINDOW sticker (Fig. 3) can be seen located above the white backside of the EXIT sticker (Fig. 1).

Fig. 1



Fig. 2




Fig. 3





Fig. 4





Recall Number:	21E047		
Product:	Hehr 6400 Series Window Vent		
Date:	June 29, 2021	Labor Rate:	Inspection 0.4 hour per unit Replacement 0.5 hour per vent

## Inspection

The provided gauge has a colored segment at one end (Fig. 5). Use the gauge as outlined in the instructions below to determine any possible break in the seal.

1. Be sure window is in closed position.
2. Lightly insert the gauge into the gap between the glass and the frame (Fig. 6) starting near the hinge on the exterior side of the window.
3. The gauge should stop within the colored segment (Fig. 7).
4. Continue reinserting the gauge at different points, working around the glass.

**NOTE:** If the gauge inserts beyond the colored segment (Fig. 8) this indicates a possible break in the seal and the vent of the window will need replacing.

Fig. 5




Fig. 6




Fig. 7





Fig. 8







## HEHR 6400 SERIES WINDOW VENT RECALL

Recall Number:	21E047		
Product:	Hehr 6400 Series Window Vent		
Date:	June 29, 2021	Labor Rate:	Inspection 0.4 hour per unit Replacement 0.5 hour per vent

### Required Vent Replacement Documents

<https://lci-support-doc.s3.amazonaws.com/technical-information-sheets/windows/ccd-0003876.pdf>  
<https://lci-support-doc.s3.amazonaws.com/technical-information-sheets/windows/ccd-0003877.pdf>

### Action Required

Submit all claims to RV OEM.

**Inspection: 0.4 hour per unit**

**Replacement: 0.5 hour per vent**