

**\*\* TECHNICAL INFORMATION NOTICE \*\***

**DATE:** January 7, 2022  
**TO:** Mitsubishi Motors US and Puerto Rico Dealer Principals, General Managers, Service Managers, and Parts Managers  
**RE:** SEAT BELT AUTOMATIC LOCKING RETRACTOR (ALR) – SAFETY RECALL CAMPAIGN  
**TIN NO.** TIN-21-SR-007D

\*\*\*\*\*

**AFFECTED VEHICLES: Certain 2022 Outlander vehicles**

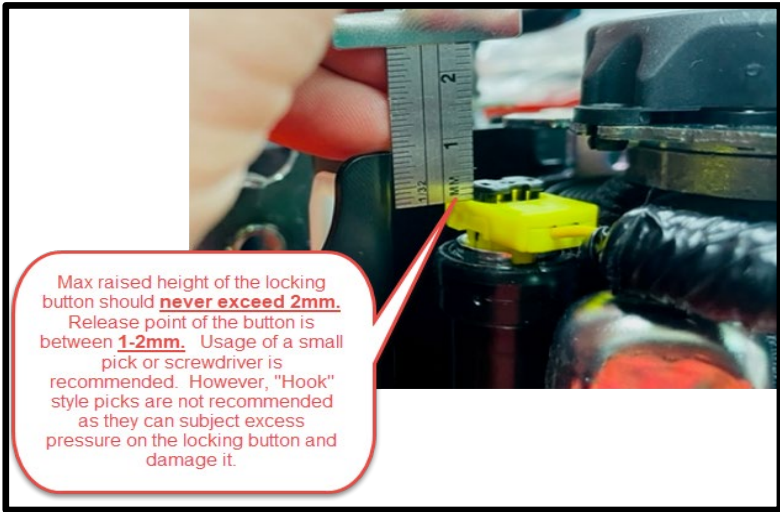
**PURPOSE**

MMNA would like to remind all dealers and technicians of the importance of proper removal and installation of the pretensioner connector when replacing a seatbelt on a 2022 Outlander for Recall SR-21-007. Failure to follow proper procedure and applying unnecessary force will damage the connectors. The connectors are not available as a service part and replacement of the entire floor harness will be required. Please use the instructions below for proper removal and installation of the pretensioner connector.



**MMNA will perform an inspection and analysis of warranty part returns. If the pretensioner connector is found to be damaged the returned wiring harness will be reviewed and potentially processed for charge back to dealers.**

**Pretensioner connector removal/install Process**



1. Removal process to avoid damage.



2. Removal and inspection of connector.



3. Proper installation and inspection.



***IMPORTANT***  
Affected new or used inventory vehicles must be repaired before the vehicle is sold/delivered. Dealers must check their inventory vehicles' VINs on the Warranty Superscreen to verify whether the vehicle is involved in this recall campaign. It is a violation of Federal law for a dealer to sell/deliver a new motor vehicle or any new or used item of motor vehicle equipment (including a tire) covered by the notification