

**Campaign code:**

L73X-R.03.20

**Campaign Name:**

Front frame replacement

**Model:**

Aventador

**Model year:**

MY 20

**Special or limited editions:**

All versions

**Markets:**

Europe, Australia, United Kingdom, USA

**VIN identification:**

From LLA09900 to LLA10012

...LLA09900	...LLA09913	...LLA09934	...MLA09981
...LLA09901	...LLA09917	...LLA09937	...MLA10012
...LLA09905	...LLA09919	...LLA09968	...
...LLA09910	...LLA09922	...MLA09980	...

**Important:** before proceeding with the repair, connect to the warranty portal and use VIN Info to check that

- The vehicle is actually affected by the instructions given in this bulletin; some vehicles may not be, even when their VIN is included.
- Procedures are identified by a letter (e.g. A, B or C....etc., whose differences will be explained later in this bulletin); make sure that the spare parts corresponding to the assigned procedure are used.

**Example**

The screenshot shows a user interface for checking warranty status. It includes fields for VIN (17 DIGITS VIN), MODEL NAME, Start Warranty (DD/MM/YYYY), and End Warranty (DD/MM/YYYY). Below this is a section for 'Outstanding Campaigns' with a table:

Code	Type	Description	Bulletin	Proc.
LXX-A.XX.XX		CAMPAIGN NAME		B

The 'Proc.' column contains the letter 'B', which is circled in red in the original image. At the bottom, it says 'Next service planned at date'.

**NOTE:**

*Procedure A will be available only when the instructions require a preliminary check to be performed to determine whether or not the vehicle actually needs updating.*

**Network information notice:**

As a result of continuous product monitoring, Automobili Lamborghini S.p.A. requests for safety reasons the replacement of the front frame for the cars identified in this bulletin.

**Operations:**

The following instructions include the steps:

- Step B: front frame replacement

**Solutions for the network:**

Update the car as stated in the instructions.

L73X-  
R.03.20

To: **Official After-Sales Network**  
Object: **Front frame replacement**  
Date: **30 October 2020**  
Pages: **6**



### Replacement parts:

Operation B: 470898045

Kit P/N	Description			Kit Q.
<b>470898045</b>	The kit contains			<b>1</b>
	P/N	Description	Q.	
	470805011E	FRAME FORESTRUCT.	1	
	N10518405	TRIPLE SQUARE BOLTM8X30	2	
	WHT005436A	DUO BOLT W.WASHER M10X44	4	
	N91108201	TRIPLE SQUARE BOLTM8X48	12	
	N10272302	PREV.TORQUE TYPE M10	16	
	N10551701	CABLE TIE	1	
	N10197601	EAR HOSE CLAMP 19.8X7X0.6	2	
	3D0971838F	CABLE TIE BASE	1	
	N10664901	12-POINT SOCKET M8X16	1	
	N10255601	EAR HOSE CLAMP 23.5X7X0.6	1	
	6Q0611797E	BRACKET	2	
	8D0611797D	BRACKET 1-FACH	6	
	N10106402	PREV.TORQUE TYPE M12X1.5	8	
	N10665002	12-POINT SOCKET	32	
	470010539	WARNING STICKER	1	
	3D0971838K	CABLE TIE	20	
	5M0971838	CABLE TIE BASE L-4.6X193	10	
	3D0971838M	CABLE TIE BASE 193.00X1.00-45.00	10	
893971850C	CABLE TIE 205.00X4.60	10		

Rev.00

This document and its contents are strictly confidential and private and are provided for informational purposes only and may not be copied, recorded, transmitted, further distributed to any other subject, or published, in whole or in part, by any means or in any form and for any purpose, without the prior written authorization of Automobili Lamborghini S.p.A. All copyrights are the property of Automobili Lamborghini S.p.A based on the applicable laws. The company reserves the right to make updates and modifications.

2/6



**Management of replaced parts:**

Store properly and tagged the parts replaced with bar code form for their identification during Area Manager visits.

**Labour:**

- Step B: 82 hours



**NOTE:**

*The time was increased by two hours due to the reimbursement of the consumable material.*

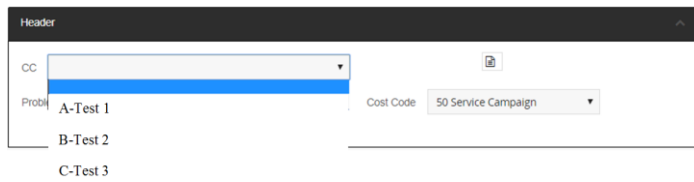
**Bulletins superseded:**

None.

**Warranty instructions:**

To request reimbursement for the corrective action performed, access the Warranties section of the Lamborghini Portal and follow the "Campaigns" entry instructions in the W.Claim manual which can be downloaded from the Portal.

Select the required campaign and proceed with entry, carefully reading the options present in the alert displayed by the system (see example) and select the option performed on the vehicle.



Depending on the option performed, the reimbursement will be structured in the following manner:

- OPTION B, Front frame replacement

*Manpower: 82 hours*

*Spare parts: 470898045*








**WARNING!**

Attach all documents generated during the work carried out as evidence of the work itself, for instance workshop orders, diagnostic protocols etc. If one or more of these is missing it may lead to a rejected reimbursement request.

Fill out the Service and Recall Campaign section in the warranty booklet, which is shown in the figure below.



### Tools & Consumable Materials required

Part Number	Description	Notes/Specs.
69195291	Supercap Charging/Discharging device	 <small>TOO_73x13_000045</small>
<p>p/n Lamborghini / Voltage</p> <p>64553000310 / 100 Volt</p> <p>64553000311 / 110 Volt</p> <p>64553000312 / 120 Volt</p> <p>64553000313 / 127 Volt</p> <p>64553000309 / 230 Volt</p> <p>(or equivalent)</p>	R-134a A/C gas Service Station	
<p>p/n Lamborghini / Voltage</p> <p>64553000305 / 100 Volt</p> <p>64553000306 / 110 Volt</p> <p>64553000307 / 120 Volt</p> <p>64553000399 / 120 Volt (SAE)</p> <p>64553000308 / 127 Volt</p> <p>64553000304 / 230 Volt</p> <p>(or equivalent)</p>	R-1234yf A/C gas Service Station	
900000385	T80 Drive Socket	 <small>TOO_73x13_000081</small>
65395009	Wheel extraction pin (5 bolts version) x2	 <small>TOO_73x13_000002</small>



62553000271	Wheel badge extraction tool (Monolock version)	 TOO_71815_000006
470012257	Monolock wrench	 MAU10PLU00001
62553000293	Wheel extraction pin (Monolock version)	 TOO_71815_000006

### Consumable Material

Part Number	Description	Notes/Specs.	Quantity
G 052 109 A2 (Audi/VW part number)	Mounting Paste (Castrol Optimol Paste TA)	 COL 63419 0000004	/
	Windshield washer fluid		6,5 lt.
	Brake fluid DOT 4	VW Norm: TL 766-Z	0,75 lt.
	R-1234yf A/C gas		0,925 kg
	R-134a A/C gas		0,64 kg
	Hydraulic Power steering fluid (PENTOSIN CHF 202)	VW Norm: TL 52146	1,7 lt.



**Work instructions:**

1. To replace the front frame, follow the instructions given in the workshop manual at the following paths:

**07 Chassis → Front Chassis → Disassembly/Assembly**



**IMPORTANT:**

*The documents which must be provided with the warranty request are:*

- *Produced Repair Order*
- *Saved Diagnostic Protocol with BETA report*

*Failure to follow these procedures could lead to the request being rejected.*