



Mercedes-Benz

Campaign No. 2020050001, May 2020

TO: ALL MERCEDES-BENZ CENTERS

SUBJECT: **Model E-Class (C238 platform) vehicles**
Model Year 2020
Seatbelt Routing of Left Front Seat

Mercedes-Benz AG (“MBAG”), the manufacturer of Mercedes-Benz vehicles, has determined that on certain Model Year (“MY”) 2020 E-Class (C238 platform) vehicles, the front left seatbelt might not have been installed according to current production specifications. If the seatbelt is improperly installed, the seatbelt could contact sharp-edged sheet metal components, which could damage the seatbelt webbing in the event the emergency tensioning restraint system is activated. Damage to the seatbelt webbing could impair the restraining effect of the seatbelt, increasing the risk of injury for the occupant in the front left seat. An authorized Mercedes-Benz dealer will check the seatbelt routing on the front left seat on the affected vehicles and correct it, if necessary. If the webbing is damaged, the seatbelt assembly will be replaced.

Prior to performing this Recall Campaign:

- VMI must always be checked before performing campaigns to verify that the campaign is required on a specific vehicle. Always check for any other open campaigns, and perform accordingly.
- Please review the entire Recall Campaign bulletin and follow the repair procedure exactly as described.

Please note that Recall Campaigns **do not expire** and may also be performed on a vehicle with a vehicle status indicator.

Approximately 6 vehicles are involved.

Order No. P-RC-2020050001

This bulletin has been created and maintained in accordance with MBUSA-SLP S423QH001, Document and Data Control, and MBUSA-SLP S424HH001, Control of Quality Records.

Check/test procedure

1. Remove upper trim (A, Figure 1) on the **left** in the rear (AR68.30-P-4783LWO)




Figure 1

2. Check seat belt strap for **left front** seat belt for correct routing and damage.

- i A correctly routed seat belt strap **must be routed under** the speaker bracket (B, Figure 2).
- i An undamaged seat belt strap **must not be chafed** (damaged) by the panel edge.




Figure 2

- a. Seat belt strap is routed **incorrectly** and undamaged: Carry out **work procedure A**.
- b. Seat belt strap is routed **incorrectly** and **damaged**: Carry out **work procedure B**.
- c. Seat belt strap is routed **correctly and undamaged**: **End measure**.

Work procedure A

1. Correct routing of seat belt strap for **left front** seat belt.

i To do so, loosen screw (**C, Figure 3**) of speaker bracket and route seat belt strap under bracket.

i Carry out work procedure A only if seat belt strap is undamaged.




Figure 3

Work procedure B

1. Replace **left front** seat belt (**AR91.40-P-1010LWO**).

i Only if seat belt strap is damaged.

i Commissioning of the new seatbelt with Xentry is required.

Primary Parts Information

Qty.	Part Name	Part Number
1	*Seat belt	*

* The seat belt must be determined according to the equipment variant for the vehicle identification number via the parts job in the Xentry Portal.

Warranty Information

With check only

Operation: Check left front seat belt (02-1581)

Damage Code	Operation Number	Labor Time (hrs.)
91 902 05 8	02-1581	0.6

Work Procedure A: With check and rework

Operation: Check left front seat belt (02-1581)
Rework left front seat belt (after check) (02-1582)
Includes: Correct routing of left front seat belt

Damage Code	Operation Number	Labor Time (hrs.)
91 902 05 8	02-1581	0.6
	02-1582	0.1

Work Procedure B: With check and replace

Operation: Connect/disconnect battery charger (02-5058)
Star Diagnosis System (SDS), Connect/disconnect (02-4762)
Check left front seat belt (02-1581)
Replace left front seat belt (after check) (02-1583)
Comprises: Perform commissioning with Xentry

Damage Code	Operation Number	Labor Time (hrs.)
91 902 05 7	02-5058	0.1
	02-4762	0.1
	02-1581	0.6
	02-1583	1.3

Note

Operation Number labor times are subject to change.