



David J. Johnson
 Director
 Service Engineering Operations
 Ford Customer Service Division

Ford Motor Company
 P. O. Box 1904
 Dearborn, Michigan 48121

December 16, 2020

TO: All U.S. Ford and Lincoln Dealers

SUBJECT: **NEW VEHICLE DEMONSTRATION / DELIVERY HOLD**
Safety Recall 20S52 - Supplement #2
 Certain 2020 Model Year Left Hand Drive Mustang Vehicles Equipped with an Automatic Transmission - Brake Pedal Bracket Fracture

REF: **NEW VEHICLE DEMONSTRATION / DELIVERY HOLD**
Safety Recall 20S52 - Supplement #1
 Dated November 12, 2020

REF: **NEW VEHICLE DEMONSTRATION / DELIVERY HOLD**
Safety Recall 20S52
 Dated October 14, 2020

New! REASON FOR THIS SUPPLEMENT

- **Affected Vehicle Build Dates:** Build date refinement based on the review of additional assembly plant data. All remaining affected vehicles are identified in OASIS and FSA VIN lists.
- **Technical Information:** Updated with revised directions regarding the inspection of the brake pedal and bracket assembly part number.
- **Labor Allowances:** Updated to include an inspection procedure.

New! AFFECTED VEHICLES

Vehicle	Model Year	Assembly Plant	Build Dates
Mustang	2020	Flat Rock	September 17, 2019 through August 13, 2020

Affected vehicles are identified in OASIS and FSA VIN Lists.

REASON FOR THIS SAFETY RECALL

In some of the affected vehicles, the brake pedal bracket could fracture if rapid and forceful pressure is applied to the brake pedal, typically seen during track and competition driving. This may result in a loss of primary braking capability, increasing the risk of a crash. In the event of a loss of primary braking capability, the parking brake can be used to bring the vehicle to a stop.

New! SERVICE ACTION

Before demonstrating or delivering any new in-stock vehicles involved in this recall, *dealers are to inspect the brake pedal and bracket assembly part number label and repair if necessary. Brake pedal and bracket assemblies with engineering part number FR3C-2D094-AE or FR3C-2D094-CE will be replaced following the dealer bulletin technical instructions.* This service must be performed on all affected vehicles at no charge to the vehicle owner.

NOTE: Parts are currently not available in sufficient quantities to repair all vehicles. Part orders can be requested through the Special Service Support Center (SSSC) using the SSSC link at the bottom of the OASIS VIN report screen to repair vehicles that meet the following criteria only:

- Affected customer vehicles that arrive at your dealership.
- New in-stock vehicles with a signed sales contract.

It is anticipated that parts will be available in sufficient quantities to repair all vehicles in the first quarter of 2021. Refer to Attachment II for additional information.

OWNER NOTIFICATION MAILING SCHEDULE

Owners of affected vehicles have been notified. Dealers should repair any affected vehicles that arrive at their dealerships, whether or not the customer has received a letter.

PLEASE NOTE:

Federal law requires dealers to complete this recall service before a new vehicle is delivered to the buyer or lessee. Violation of this requirement by a dealer could result in a civil penalty of up to \$21,000 per vehicle. Correct all vehicles in your new vehicle inventory before delivery.


New! ATTACHMENTS

Attachment I: Administrative Information
Attachment II: Labor Allowances and Parts Ordering Information
Attachment III: Technical Information
Owner Notification Letter
Recall Reimbursement Plan

QUESTIONS & ASSISTANCE

For questions and assistance, contact the Special Service Support Center (SSSC) via the SSSC Web Contact Site. The SSSC Web Contact Site can be accessed through the Professional Technician Society (PTS) website using the SSSC link listed at the bottom of the OASIS VIN report screen or listed under the SSSC tab.

Sincerely,



David J. Johnson

NEW VEHICLE DEMONSTRATION / DELIVERY HOLD

Safety Recall 20S52 - Supplement #2

Certain 2020 Model Year Left Hand Drive Mustang Vehicles Equipped with an Automatic Transmission - Brake Pedal Bracket Fracture

OASIS ACTIVATION

OASIS was activated on September 24, 2020. For vehicles that were added to this program under Supplement #1, OASIS was activated on November 12, 2020.

FSA VIN LISTS ACTIVATION

FSA VIN Lists were made available through <https://web.fsavinlists.dealerconnection.com> on September 24, 2020. FSA VIN Lists were made available for the vehicles that were added to the program under Supplement #1 on November 12, 2020. Owner names and addresses will be available by January 26, 2021.

NOTE: Your FSA VIN Lists may contain owner names and addresses obtained from motor vehicle registration records. The use of such motor vehicle registration data for any purpose other than in connection with this recall is a violation of law in several states, provinces, and countries. Accordingly, you must limit the use of this listing to the follow-up necessary to complete this recall.

SOLD VEHICLES

- Ford has not issued instructions to stop selling/delivering or driving used vehicles under this safety recall. Owners should contact their dealer for an appointment to have their vehicles remedied as soon as practicable. Owners can continue to safely drive their vehicles, however it is not recommended to use the vehicle for track and competition driving until the brake pedal and bracket assembly can be replaced. In the event of a loss of primary braking capability, the parking brake can be used to bring the vehicle to a stop.
- Immediately contact any of your affected customers whose vehicles are not on your VIN list but are identified in OASIS. Give the customer a copy of the Owner Notification Letter (when available) and schedule a service date.
- Correct other affected vehicles identified in OASIS which are brought to your dealership.
- Dealers are to prioritize repairs of customer vehicles over repairs of new and used vehicle inventory.

STOCK VEHICLES

- Correct all affected units in your new vehicle inventory before delivery.
- Use OASIS to identify any affected vehicles in your used vehicle inventory.

DEALER-OPERATED RENTAL VEHICLES

The Fixing America's Surface Transportation (FAST) Act law effective June 2016 prohibits a rental company from selling, renting or leasing vehicles subject to a safety or compliance recall. Please consult your legal counsel for legal advice.

TITLE BRANDED / SALVAGED VEHICLES

Affected title branded and salvaged vehicles are eligible for this recall.

NEW VEHICLE DEMONSTRATION / DELIVERY HOLD**Safety Recall 20S52 - *Supplement #2***

Certain 2020 Model Year Left Hand Drive Mustang Vehicles Equipped with an Automatic Transmission - Brake Pedal Bracket Fracture

OWNER REFUNDS

- **This safety recall must still be performed, even if the owner has paid for a previous repair. Claiming a refund will not close the recall on the vehicle.**
- Ford Motor Company is offering a refund for owner-paid repairs covered by this recall if the repair was performed prior to the date indicated in the reimbursement plan, which is posted with this bulletin. Owners are directed to seek reimbursement through authorized dealers or, at their option, directly through Ford Motor Company at P.O. Box 6251, Dearborn, MI 48121-6251.
- Dealers are also pre-approved to refund owner-paid emergency repairs that were performed away from an authorized servicing dealer after the end date specified in the reimbursement plan. Non-covered repairs, or those judged by Ford to be excessive, will not be reimbursed.
- Refunds will only be provided for the cost associated with brake pedal and bracket assembly replacement.

RENTAL VEHICLES

Rental vehicles are not approved for this program.

ADDITIONAL REPAIR (LABOR TIME AND/OR PARTS)

Additional repairs identified as necessary to complete the FSA should be managed as follows:

- For related damage and access time requirements, refer to the Warranty and Policy Manual / Section 6 – Ford & Lincoln Program Policies / General Information & Special Circumstances for FSA's / Related Damage.
- For vehicles within new vehicle bumper-to-bumper warranty coverage, no SSSC approval is required, although related damage must be on a separate repair line with the "Related Damage" radio button checked.
 - Ford vehicles – 3 years or 36,000 miles
- For vehicles outside new vehicle bumper-to-bumper warranty coverage, submit an Approval Request to the SSSC Web Contact Site prior to completing the repair.

NEW VEHICLE DEMONSTRATION / DELIVERY HOLD

Safety Recall 20S52 - *Supplement #2*

Certain 2020 Model Year Left Hand Drive Mustang Vehicles Equipped with an Automatic Transmission - Brake Pedal Bracket Fracture

CLAIMS PREPARATION AND SUBMISSION

- **Claim Entry:** Enter claims using Dealer Management System (DMS) or One Warranty Solution (OWS) online.
 - When entering claims, select claim type 31: Field Service Action. The FSA number (20S52) is the sub code.
 - For additional claims preparation and submission information, refer to the Recall and Customer Satisfaction Program (CSP) Repairs in the OWS User Guide.
- **Related Damage/Additional labor and/or parts:** Must be claimed as Related Damage on a separate repair line from the FSA with same claim type and sub code as described in Claim Entry above.

IMPORTANT: Click the Related Damage Indicator radio button.
- **Refunds:** Submit refunds on a separate repair line.
 - Program Code: 20S52 - Misc. Expense: ADMIN
 - Misc. Expense: REFUND - Misc. Expense: 0.2 Hrs.
 - Multiple refunds should be submitted on one repair line and the invoice details for each repair should be detailed in the comments section of the claim.

NEW VEHICLE DEMONSTRATION / DELIVERY HOLD**Safety Recall 20S52 - Supplement #2**

Certain 2020 Model Year Left Hand Drive Mustang Vehicles Equipped with an Automatic Transmission - Brake Pedal Bracket Fracture

LABOR ALLOWANCES

Description	Labor Operation	Labor Time
<i>Inspect Brake Pedal and Bracket Assembly Part Number</i> - PASS (Any one of the following engineering parts: FR3C-2D094-AF, FR3C-2D094-CF, FR3C-2D094-CD or FR3C-2D094-AD) Safety Recall Complete	20S52A	0.2 Hours
<i>Inspect Brake Pedal and Bracket Assembly Part Number</i> - DOES NOT PASS (Either one of the following engineering parts: FR3C-2D094-AE or FR3C-2D094-CE) Replace Brake Pedal and Bracket Assembly (Includes Inspection)	20S52B	0.5 Hours

PARTS REQUIREMENTS / ORDERING INFORMATION**SSSC Web Contact Site:**

Dealers must determine the correct service part number by VIN using the parts catalog.

To place an order for a brake pedal and bracket assembly, submit a VIN-specific Part Order contact via the SSSC Web Contact Site.

Part Number	Description	Order Quantity	Claim Quantity
FR3Z-2455-AE	Brake Pedal and Bracket Assembly (Standard Pedal)	1	1
FR3Z-2455-AF	Brake Pedal and Bracket Assembly (Sport Pedal Package)		

NOTE: The brake pedal and bracket assemblies are currently not available in sufficient quantities to repair all vehicles. Due to limited part supply, it is possible not all parts requests can be filled. The part orders will be placed by the SSSC in the order received. The brake pedal and bracket assembly part orders can be requested through the SSSC using the SSSC link at the bottom of the OASIS VIN report screen to repair vehicles that meet the following criteria only:

- Affected customer vehicles that arrive at your dealership.
- New in-stock vehicles with a signed sales contract. (submit copy of contract via SSSC link).

It is anticipated that parts will be available in sufficient quantities to repair all vehicles in the first quarter of 2021.

Dealers will be notified via a DOES II communication if circumstances warrant a change in part supply strategy and when open ordering resumes.

Parts Requirements / Ordering Information Continued On The Next Page

NEW VEHICLE DEMONSTRATION / DELIVERY HOLD**Safety Recall 20S52 - *Supplement #2***

Certain 2020 Model Year Left Hand Drive Mustang Vehicles Equipped with an Automatic Transmission - Brake Pedal Bracket Fracture

Order the parts below through normal order processing channels:

Part Number	Description	Order Quantity	Claim Quantity
3M5Z-2L523-AA	Brake Booster Push Rod Clevis-Locking Pin	1	1
W520212-S440	Brake Pedal and Bracket Assembly Nuts (4 nuts required/4 nuts per package)	1	4

To guarantee the shortest delivery time, an emergency order for parts must be placed.

DEALER PRICE

For latest prices, refer to DOES II.

PARTS RETENTION, RETURN AND SCRAPPING

Follow the provisions of the Warranty and Policy Manual, Section 1 - WARRANTY PARTS RETENTION AND RETURN POLICIES. If a replaced part receives a scrap disposition, the part must be scrapped in accordance with all applicable local, state and federal environmental protection and hazardous material regulations. Federal law prohibits selling motor vehicle parts or components that are under safety, compliance, or emissions recall.

EXCESS STOCK RETURN

Excess stock returned for credit must have been purchased from Ford Customer Service Division in accordance with Policy Procedure Bulletin 4000.

CERTAIN 2020 MODEL YEAR LEFT HAND DRIVE MUSTANG VEHICLES EQUIPPED WITH AN AUTOMATIC TRANSMISSION — BRAKE PEDAL BRACKET FRACTURE

NOTE: For the inspection procedure it is not necessary to position the vehicle on a hoist. The part number for the brake pedal and bracket assembly can be obtained and cross referenced without the use of a service bay.

INSPECTION PROCEDURE

1. Locate the brake pedal and bracket assembly part number label, on the left upper side of the bracket as shown in Figure 1. Record the full engineering part number on the repair order.

PASS - For any one of the following part numbers FR3C-2D094-AF, FR3C-2D094-CF, FR3C-2D094-CD or FR3C-2D094-AD, no further action is required. The safety recall is complete.

DOES NOT PASS - For either one of the following part numbers FR3C-2D094-AE or FR3C-2D094-CE, replace the brake pedal and bracket assembly. Proceed to the Service Procedure on Page 2.

NOTE: Taking a picture with a cellular phone will aid in viewing and retaining the brake pedal and bracket assembly part number.



FIGURE 1



SERVICE PROCEDURE

NOTICE: Do not service the brake pedal or brake booster without first removing the stoplamp switch. The switch must be removed with the brake pedal in the at-rest position. The switch plunger must be compressed for the switch to rotate in the bracket. Attempting to remove the switch when the plunger is extended (during pedal apply) will result in damage to the switch.

NOTE: The brake pedal retaining nuts are one-time use only nuts and must be replaced when removed.

1. Remove the Stop Lamp Switch. Please follow the Workshop Manual (WSM) procedures in Section 417-01.
2. Detach the wiring harness retainers. See Figure 2.

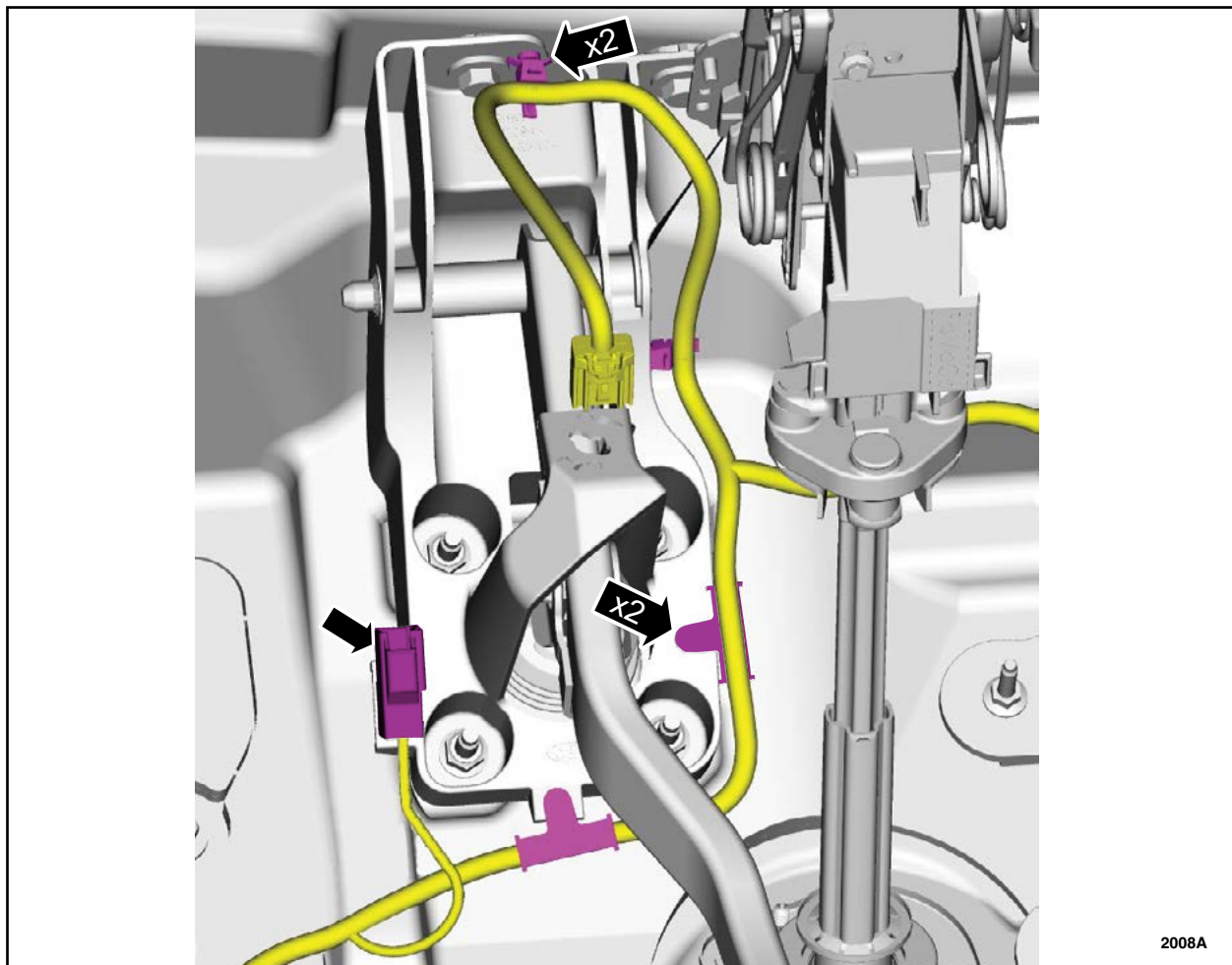


FIGURE 2



NOTE: The booster push rod clevis-locking pin is a one-time use only part. Any time the booster push rod clevis-locking pin is removed, a new booster push rod clevis-locking pin should be used.

NOTE: Be sure that the push rod is aligned with the clevis during installation.

3. Remove and discard the booster push rod clevis-locking pin and position aside the booster push rod. See Figure 3.

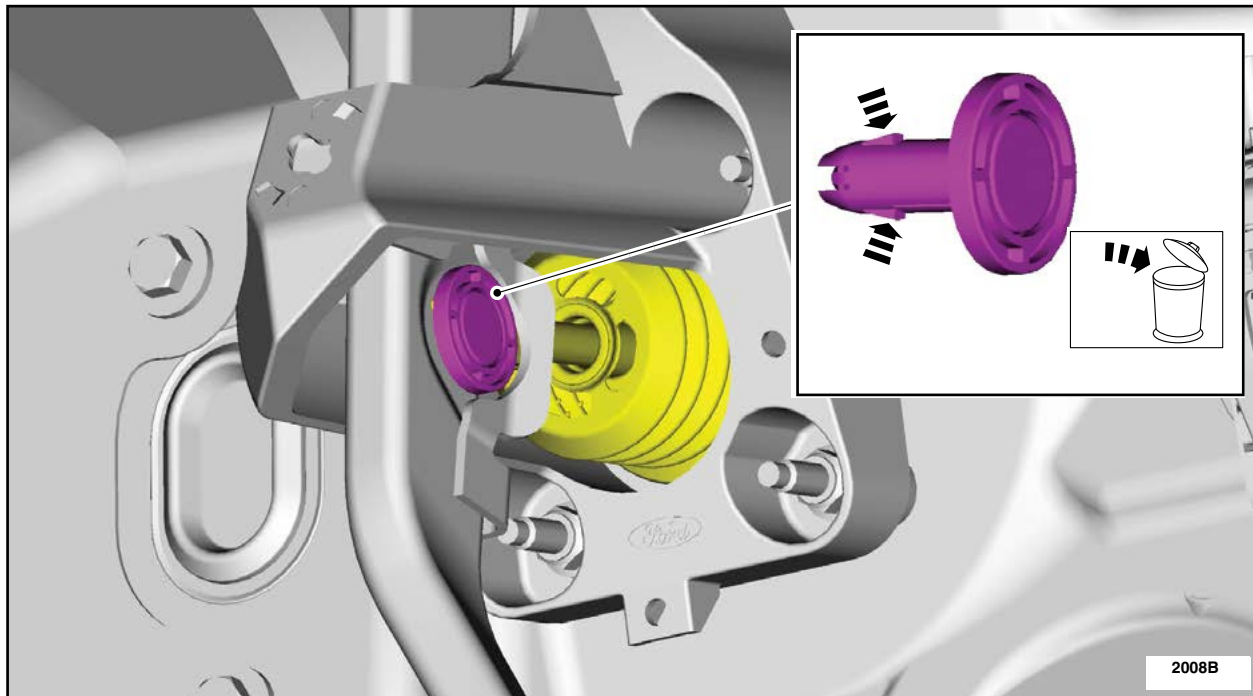


FIGURE 3



4. Remove the retainers, discard the 4 nuts and remove the brake pedal and bracket. See Figure 4.

- Torque: 17 lb.ft (22.5 Nm).

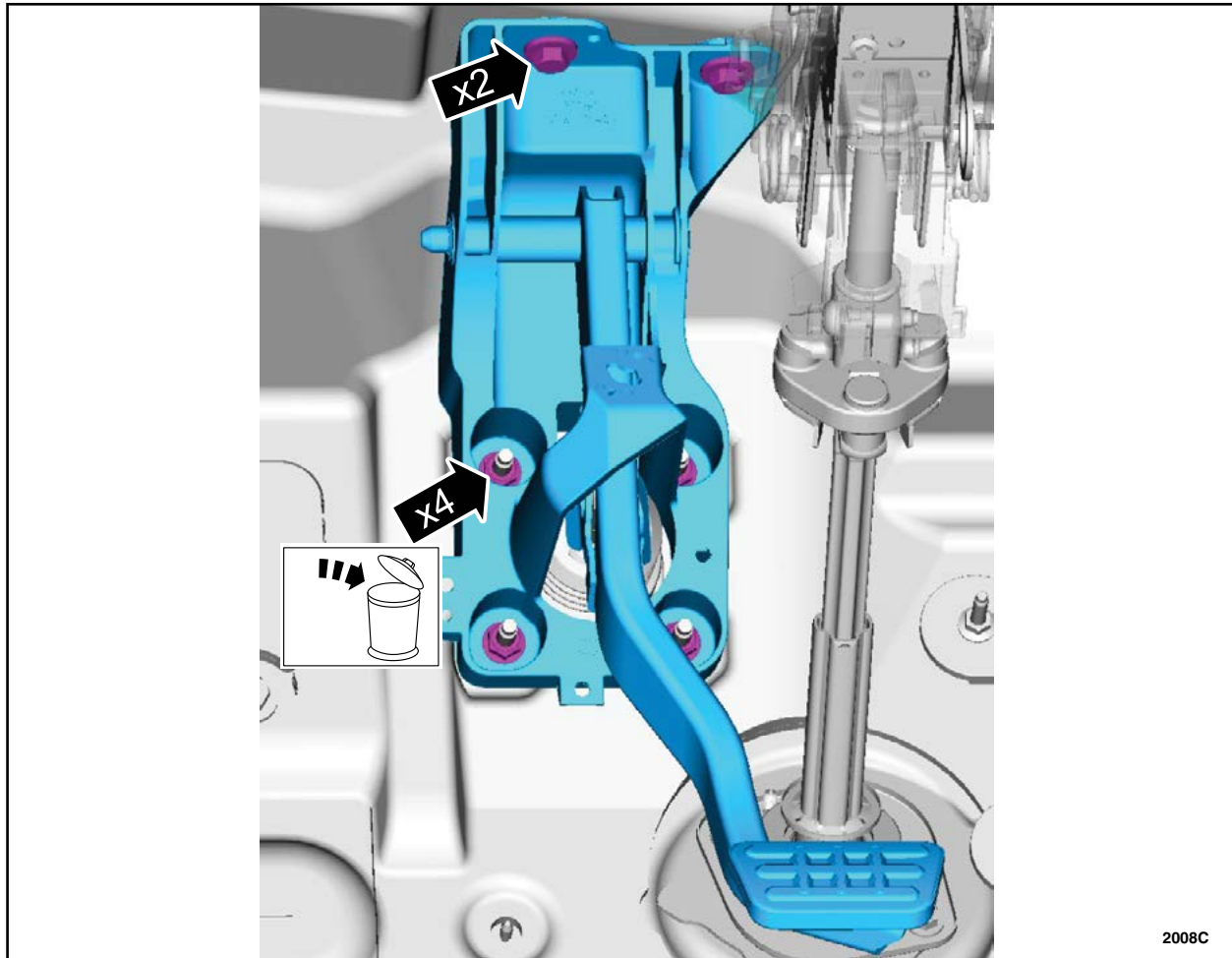


FIGURE 4

NOTICE: Do not press, pull or otherwise move the brake pedal while installing the stoplamp switch. The switch must be installed with the booster push rod attached to the brake pedal and with the brake pedal in the at-rest position. Installing the switch with the brake pedal in any other position will result in incorrect adjustment and may damage the switch.

NOTE: When installing the *new* brake pedal and bracket assembly ensure that the brake booster push rod clevis is aligned with the brake pedal attachment point before installing the retainers.

5. Install a *new* brake pedal and bracket by reversing the removal procedure.

IMPORTANT NOTE: Federal law prohibits selling motor vehicle parts or components that are under safety, compliance, or emissions recall. Unless a part is requested to be returned to Ford, all parts replaced under this FSA must be scrapped in accordance with all applicable local, state and federal environmental protection and hazardous material regulations. Refer to the Parts Retention, Return, & Scrapping section of the FSA dealer bulletin for further information.



Ford Motor Company
Recall Reimbursement Plan for 20S52 - Supplement #2

Ford and Lincoln dealers are in the best position to quickly and efficiently process reimbursement requests. However, federal legislation requires all motor vehicle manufacturers to establish processes through which customers may seek recall reimbursement directly from the manufacturer or from the dealers.

Regarding the specific reimbursement plan for Recall # 20S52, owners who have paid for service to remedy the defect or noncompliance must have had that service performed prior to January 29, 2021. After this date, if repairs related to this recall are performed by a non-Ford repair facility in an emergency situation, customers must submit any refund requests through their dealership. As required by this federal regulation, Ford Motor Company submitted the details of its latest General Recall Reimbursement Plan in a letter to the National Highway Traffic Safety Administration (NHTSA) in February 2019. The following is the text of that letter and the Plan:

General Recall Reimbursement Plan
(As submitted to the NHTSA)

Pursuant to the requirements set forth in 49 CFR Part 573 and Part 577 of the Code of Federal Regulations, Ford Motor Company (Ford) is submitting required information pertaining to our general reimbursement plan for the cost of remedies paid for by vehicle owners before they are notified of a related safety recall.

Set forth below is Ford's general plan to reimburse owners and purchasers for costs incurred for remedies in advance of notification of potential safety-related defects or noncompliances pursuant to Part 573.6 (c)(8)(i). This plan has not changed since our February 20, 2019 submission.

Reimbursement Notification

Ford's notice to a vehicle owner in accordance with 49 CFR Part 577 will indicate that Ford is offering a refund if the owner paid to have service to remedy the defect or noncompliance prior to a specified ending date. In accordance with Part 573.13 (c)(2), this ending date will be defined as a minimum of ten calendar days after the date on which Ford mailed the last of its Part 577 notifications to owners, and will be indicated in the specific reimbursement plan available to owners for an individual recall. This notice will direct owners to seek eligible reimbursement through authorized dealers or, at their option, directly through Ford at the following address:

Ford Motor Company
P.O. Box 6251
Dearborn, MI 48121-6251

Ford notes that this rule allows for the identification of a beginning date for reimbursement eligibility. Under the rule, an owner who paid to remedy the defect or noncompliance prior to the identified beginning date would not be eligible for reimbursement. Ford generally has not established such a beginning date for reimbursement eligibility and does not presently anticipate changing this general policy. However, in any case where Ford determines a beginning date is appropriate, Ford will indicate that date in the owner notice. As permitted by 577.11(e), Ford may not include a reimbursement notification when all vehicles are well within the warranty period, subject to approval by the agency.

Costs to be Reimbursed

For vehicles, reimbursement will not be less than the lesser of:

- The amount paid by the owner for the remedy that specifically addressed and was reasonably necessary to correct the defect or noncompliance that is the subject of the recall, or
- The cost of parts for the remedy (to be no more than the manufacturer's list retail price for authorized part(s), plus associated labor at local labor rates, miscellaneous fees (such as disposal of waste) and taxes.

For replacement equipment, reimbursement will be the amount paid by the owner for the replacement item (limited by the amount of the retail list price of the defective or noncompliant item that was replaced, plus taxes, where the brand or model purchased by the owner was different than the brand or model that was the subject of the recall). If the item of motor vehicle equipment was repaired, the reimbursement provisions identified above for vehicles will apply.

Ford notes that costs incurred by the owner within the period during which Ford's original or extended warranty would have provided for a free repair of the problem will not be eligible for reimbursement, as provided by Part 573.13 (d)(1).

Entities Authorized to Provide Reimbursement

Ford will continue to use authorized dealers to reimburse owners under the specific reimbursement plans for a particular recall, and will encourage owners to pursue requests for reimbursement directly through dealers to expedite reimbursement. Ford will also provide a mailing address to which customers can, at their option, send requests for reimbursement directly to Ford, as previously noted. Requests for reimbursement sent directly to Ford may take up to 60 days to process. Whether the owner chooses to pursue reimbursement requests through a dealer or directly through Ford, the owner will be directed to submit the required documentation, upon which reimbursement eligibility will be determined.

Required Documentation

The reimbursement determination will depend upon the information provided by the customer. Consistent with Part 573.13 (d)(4) the following information must be submitted:

- Claimant name and address
- Vehicle make, model, and model year
- Vehicle identification number (VIN) and, for replacement equipment, a description of such equipment or, for tires, the model, size and TIN (DOT code)
- Identification of the recall number (either the Ford recall number or the NHTSA recall number)
- Identification of the owner of the recalled vehicle at the time that the pre-notification remedy was obtained
- An original receipt for the pre-notification remedy that includes a breakdown of the amount for parts, labor, other costs and taxes, including costs for the replacement item. Where the receipt covers work other than to address the recall or noncompliance, Ford may require the claimant to separately identify costs that are eligible for reimbursement.
- If the remedy was obtained during the warranty period, documentation indicating that the warranty was not honored or the warranty repair did not correct the problem related to the recall.

Failure to submit all of the above information may result in denial of the reimbursement request.

Additional Information

The Part 577 required owner notice will provide a toll-free telephone number through which specific information about the reimbursement plan can be requested from Ford. This general reimbursement plan will be incorporated into notifications pursuant to Part 573.6 by reference. Information specific to an individual recall also may be incorporated into the Part 573.6 notification.