

Equipment Safety Recall

N192217500 Tonneau Cover Retention



Release Date: July 2019

Revision: 03

Revision Description: (1) The “Attention” box immediately below has been updated with additional dealer instructions;
 (2) The “Warranty Information” section has been updated with added inspection labor codes;
 (3) Inspection instructions have been added to the general service instructions and is captioned “Inspection Procedure.”
 Please discard all copies of N192217500-02.

Attention: It is a violation of Federal law for a dealer to deliver a new motor vehicle or any new or used item of motor vehicle equipment (including a tire) covered by this notification under a sale or lease until the defect is remedied.

This recall involves hard tri-fold tonneau covers (“subject tonneau covers”) both sold by GM as a dealer-installed option and sold over-the-counter as a dealer accessory. Please see the “Various vehicles” section of this bulletin for details.

Dealers were notified of this stop part install/sell/delivery order for the subject tonneau covers on April 16, 2019. This bulletin contains the remedy for 1500 series LD trucks.

Dealers will be advised when the remedy for 2500/3500 HD trucks becomes available. Until the new HD Tonneau covers are available, the IVH screen in GWM will display “N/A” under Release Date and “Incomplete – Remedy not available” under Status. This means the required repair is not yet available and dealers should not attempt to perform the recall repair outlined below on these **HD** vehicles; these tonneau covers, however, are still subject to this recall and should not be delivered to customers.

For subject trucks with hard tri-fold tonneau covers already installed (stock/sold): Dealers are to use the inspection procedure for the currently installed tonneau cover for the presence of the updated retention components or updated retrofit covers.

For new vehicle owners who took delivery of the subject trucks without the hard tri-fold tonneau cover installed (sold with “Notice to Customer” document): Dealers may contact those customers when the hard tri-fold cover is available. Follow the inspection procedure outlined below for the presence of updated retention components or, if previously retained by dealer, install attachment kit per service procedure below.

Various vehicles may have had a suspect part sold; a search of General Motors sales records has identified the following 2 categories of sales:

- GM sales records that contain a VIN.** These identified VINs will be available on the Investigate Vehicle History (IVH) screen in GM Global Warranty Management (GWM) system. GM will contact these customers.
- Dealer sales records by VIN and/or customer address.** Dealers are to search their part sales records to determine the name and address of the purchaser. If the purchaser is a body shop, independent repair shop, etc., dealers are to contact the repair facility and obtain the owner’s name and address and send the owner a copy of the letter. The VIN will not appear in IVH.

For dealers with involved vehicles that can be identified by VIN, a listing with involved vehicles containing the complete VIN, customer name, and address information has been prepared and will be provided to US dealers through the GM GlobalConnect Recall Reports. Dealers will not have a report available if they have no involved vehicles currently assigned.

The listing may contain customer names and addresses obtained from Motor Vehicle Registration Records. The use of such motor vehicle registration data for any purpose other than follow-up necessary to complete this recall is a violation of law in several states/provinces/countries. Accordingly, you are urged to limit the use of this report to the follow-up necessary to complete this recall.

Make	Model	Model Year		RPO	Description
		From	To		
Chevrolet	Silverado 1500 Series LD (including New Model)	2019	2019	VOZ	Accessory-Tonneau - Rr Compt - Hard Folding - Alt Design
GMC	Sierra 1500 Series LD (including New Model)				

Equipment Safety Recall

N192217500 Tonneau Cover Retention



Involved vehicles are marked “open” on the Investigate Vehicle History screen in GM Global Warranty Management system. This site should always be checked to confirm vehicle involvement prior to beginning any required inspections and/or repairs.

Condition	General Motors has decided that a defect which relates to motor vehicle safety exists in certain tri-fold tonneau covers sold as accessories for 2019 model-year Chevrolet Silverado and GMC Sierra 1500 series (LD) trucks and 2020 model year 2500/3500 series (HD) trucks. The tonneau cover may become loose and could detach from the pickup bed while driving. The tonneau cover’s attachment system may not sufficiently secure the tonneau cover when exposed to vibration and wind forces. As a result, the attachments may loosen and disengage. If the tonneau cover detaches from a moving vehicle and falls into a roadway it may increase the risk of a crash.
Correction	Dealers will install improved attachments that will resist loosening while driving.

Parts

Quantity	Part Name	Part No.
1	Attachment Kit- Pickup Box Rear Top	84767027

Parts Pre-Ship Information – For US and Canada

Important: An initial supply of 84767027 required to complete this field action were pre-shipped to all impacted dealers of record. This pre-shipment began May 3, 2019 and concluded the week of May 6, 2019. Pre-shipped parts were charged to dealer's open parts account. All orders placed prior to and during the pre-ship were cancelled. A quantity limiter may be in effect.

Additional attachment kit parts, if required, are to be obtained from GMCC&A, when ordering opens order parts on a CSO = Customer Special Order only. DRO's may be cancelled. **All orders may be reviewed prior to being filled.**

Reminder: Parts may be removed from Retail Inventory Management (RIM). Dealers should review the affected parts to confirm RIM managed status.

Warranty Information

For vehicles that are listed in IVH				
Labor Operation	Description	Labor Time	Trans. Type	Net Item
9104553	Verified Updated Cover or Top Attachment Kit Installed– No Further Action Required	0.2	ZFAT	N/A
9104579	Inspection– Requested No Hard Tri-fold Tonneau Cover/No Cover Package Installed	0.2	ZFAT	N/A
9103138	Install Pickup Box Rear Top Attachment Kit	0.9	ZFAT	N/A
9104452	Customer Reimbursement Approved - For USA and Canada dealers only - For Export dealers only	- N/A 0.2	ZFAT	**
9104453	Customer Reimbursement Denied – For USA dealers only	N/A	ZFAT	***

For vehicles that are NOT listed in IVH				
Labor Operation	Description	Labor Time	Trans. Type	Net Item
9104454*	Install Pickup Box Rear Top Attachment Kit	0.9	ZREG	N/A
9104455	Customer Reimbursement Approved - For USA and Canada dealers only - For Export dealers only	- N/A 0.2	ZREG	**
9104456	Customer Reimbursement Denied – For USA dealers only	N/A	ZREG	***

* Because the VIN is not loaded into IVH, the warranty transaction MUST be H-routed for wholesale authorization.

** For USA and Canada: Submit the dollar amount reimbursed to the customer in Net/Reimbursement. Submit \$20.00 administrative allowance in Net/Admin Allowance.

For Export: Submit the dollar amount reimbursed to the customer in Net/Reimbursement.

*** Submit \$10.00 administrative allowance in Net/Admin Allowance.

Equipment Safety Recall

N192217500 Tonneau Cover Retention




Inspection Procedure

Use the following steps to inspect for the presence of the updated retention components. If the tonneau cover installation does not meet the inspection criteria, proceed to the Service Procedure.




5368714

1. Inspect the tonneau label (located under driver front folding panel) for part number.
2. If label has PN 84679033 or 84679034, no additional rework is required. Parts are updated with latest service field fixes by the supplier. Use labor code 9104553, Inspection – No Further Action Required to close out the VIN.




5368725




5368719

Equipment Safety Recall

N192217500 Tonneau Cover Retention



5368729



5368732

3. If label has PN 84060327 or 84060328, ensure tonneau has service attachment kit PN 84767027 installed. The tonneau front panel will have a lip seal (1) rather than bulb seal (2), a thumbwheel and hex nut for each clamp (3), and warning labels (4) attached if attachment kit is installed. If all components are present, use labor code 9104553, Inspection – No Further Action Required to close out the VIN.

NOTE: For customers who signed a Notice of Disclosure form upon taking vehicle delivery and the customer no longer wishes to have the hard tri-fold tonneau cover installed, the dealer is to inspect for no hard tri-fold tonneau cover package. Close out that VIN using labor code 9104579 inspection – No hard tri-fold tonneau cover/No cover package installed. The dealer is to use labor code 9104452 to reimburse the customer for the hard tri-fold tonneau cover.

If the original hard tri-fold tonneau cover is still in dealer's possession and NEW in the box, then the tonneau should be inspected per the procedure here and repair kit installed if needed, this part can be re-used and sold to a customer. If the tonneau has been installed and removed or has been stored outside of original box, it should be scrapped.

Equipment Safety Recall

N192217500 Tonneau Cover Retention




Service Procedure (For Attachment Kit Install)

NOTE: This procedure is for vehicles with the hard tri-fold tonneau cover already installed requiring updated attachments.




5331766

1. Open the front panel (closest to the cab) of the top cover and lay it flat.



5331768

2. Locate the outboard ends of the front seal. Peel the seal loose at both ends. With the adhesive ends released, slide the front seal out of the channel. Discard the seal.




5331770

3. Remove any residual double-sided tape and adhesive from the end caps using a general-purpose adhesive remover.

NOTE: Apply a light coating of glass cleaner to the first 60cm. (2 ft.) of the seal. This will act as a lubricant allowing the seal to easily slide into the channel.

Equipment Safety Recall

N192217500 Tonneau Cover Retention



5331771


4. Install the new front lip seal (1), ensure the seal anchor (2) mates with the extrusion channel (3). Slide the seal across the full length of the channel, **ensure seal is centered** on the front panel.



5331772

5. Locate the double-sided tape at both outer ends of the new seal. Remove the protective film and press the seal (2) firmly onto the corner cap (1), apply pressure for 15 seconds to allow the adhesive to bond. Perform this step on both ends of the new seal.

NOTE: Perform the following steps on both the left and right front latch assemblies.




5331774

6. Locate the latches on the open front panel. Remove the screw (1) and slide the plastic closeout cover out (2).


Equipment Safety Recall

N192217500 Tonneau Cover Retention




5331776

7. Remove the 4 nuts and 4 washers (1). Discard the nuts, retain the washers. Remove the latch plate (2) and U-shaped adjustment step (3) and set them to the side, a cable will remain attached to the latch.




5331777

8. Remove the two existing lower adjusters and discard (1). Install the two new adjusters provided in the attachment kit.



5331778

9. Reinstall the original U-shaped adjuster (2) and latch (1).



5331779


Equipment Safety Recall

N192217500 Tonneau Cover Retention




10. Set the latch to the correct (maximum) height, push on the inboard standing tab and slide the U-shaped adjustor to the full outboard position.

Important: Do not overtighten the fasteners or damage may occur to the top cover.




11. Loosely install the 4 original washers and the 4 new nuts supplied with the attachment kit. Align the outer edge of the latch with the edge of the plastic corner rib (1). Tighten the 4 nuts to 1Nm (9 lb.-in).



12. Slide the latch close out cover (2) into position and install the fastener (1).
13. Close the front panel and check for proper latch engagement. Ensure the latch fully engages under the pickup box rail on both sides. Adjust as required.
14. Open the rear panel and locate the left (driver side) latch. Perform steps 6-12 at this location.

Important: The right-side rear latch requires specific fitting steps to prevent interference. The following steps are specific to the right rear latch.

15. With the rear panel open, locate the right (passenger side) latch. Perform steps 6-12 at this location, **with one** exception.



- When reinstalling the U-shaped adjustor and latch, push on the inboard standing tab and slide the U-shaped adjustor to the full outboard position.

Equipment Safety Recall

N192217500 Tonneau Cover Retention



5331784

- While applying light finger pressure to the metal plate, push the adjuster inboard two steps. You should be able to feel the two steps as well as hear a “click” type sound.
- With pressure still applied to the metal plate, install the 4 existing washers along with the 4 new nuts supplied with the attachment kit. Tighten the 4 nuts to 1Nm (9 lb.-in).

16. Close the rear panel and check for proper latch engagement. Ensure the latch fully engages under the pickup box rail on both sides. Adjust if required.




5331788

17. Open the two rear sections of the folding cover and locate the left and right aluminum hold down clamps. Remove and discard both existing thumb wheel fasteners and washers.




5331789

Equipment Safety Recall N192217500 Tonneau Cover Retention



18. Install the two new thumbwheel fasteners and washers supplied with the attachment kit. Ensure the raised side of the fastener (1) and conical side (2) of the washer are facing the clamp.



19. Ensure the clamp hook is fully seated in the rail notch. Hand tighten the thumbwheels securely to the clamps. Recheck the clamp hook location, then tighten the thumbwheel fasteners one additional full turn.



20. Install the two $\frac{1}{4}$ " x 20 nylon insert lock nuts. Tighten 8Nm (70 lb.-in).

Equipment Safety Recall

N192217500 Tonneau Cover Retention



21. Locate the label mounting area shown. Clean the surface using isopropyl alcohol and dry with clean, lint free cloth. Receiving surface **MUST** be clean, dry and free of any contaminants. Install the two provided labels as shown.

Dealer Responsibility – For USA & Export (USA States, Territories, and Possessions)

It is a violation of Federal law for a dealer to deliver a new motor vehicle or any new or used item of motor vehicle equipment (including a tire) covered by this notification under a sale or lease until the defect or noncompliance is remedied.

The US National Traffic and Motor Vehicle Safety Act provides that each vehicle that is subject to a recall of this type must be adequately repaired within a reasonable time after the customer has tendered it for repair. A failure to repair within sixty days after tender of a vehicle is prima facie evidence of failure to repair within a reasonable time. If the condition is not adequately repaired within a reasonable time, the customer may be entitled to an identical or reasonably equivalent vehicle at no charge or to a refund of the purchase price less a reasonable allowance for depreciation. To avoid having to provide these burdensome remedies, every effort must be made to promptly schedule an appointment with each customer and to repair their vehicle as soon as possible. In the recall notification letters, customers are told how to contact the US National Highway Traffic Safety Administration if the recall is not completed within a reasonable time.

Dealer Responsibility – All

All new, used, GM Certified Used, courtesy transportation vehicles, dealer shuttle vehicles, etc. in dealers' possession and subject to this recall must be held and inspected/repaired per the service procedure of this bulletin before customers take possession of these vehicles. Involved vehicles must be held and not delivered to customers, dealer-traded, released to auction, used for demonstration, or any other purpose.

All GM Certified Used vehicles currently in the dealers' inventory within the Certified Pre-Owned Inventory System (CPOIS) will be de-certified and must be held and remedied per the service procedure in this bulletin. Upon submitting an accepted/paid warranty transaction in the Global Warranty Management (GWM) system, the vehicle can be re-certified for sale within the CPOIS system, or once again be used in the CTP program.

Dealers are to service all vehicles subject to this recall at no charge to customers, regardless of mileage, age of vehicle, or ownership, from this time forward.

Customers who have recently purchased vehicles sold from your vehicle inventory, and for which there is no customer information indicated on the dealer listing, are to be contacted by the dealer. Arrangements are to be made to make the required correction according to the instructions contained in this bulletin. A copy of the customer letter is provided in this bulletin for your use in contacting customers. Recall follow-up cards should not be used for this purpose, since the customer may not as yet have received the notification letter.

In summary, whenever a vehicle subject to this recall enters your vehicle inventory or is in your dealership for service in the future, you must take the steps necessary to be sure the recall correction has been made before selling or releasing the vehicle.

Dealer Reports

For dealers with involved vehicles, a listing with involved vehicles has been prepared and will be provided to U.S. and Canadian dealers through the GM GlobalConnect Recall Reports or sent directly to export dealers. The listing may contain customer names and addresses obtained from Motor Vehicle Registration Records. The use of such motor vehicle registration data for any purpose other than follow-up necessary to complete this recall is a violation of law in several states/provinces/countries. Accordingly, you are urged to limit the use of this report to the follow-up necessary to complete this recall.

Equipment Safety Recall

N192217500 Tonneau Cover Retention



Courtesy Transportation – For USA & Canada

Courtesy transportation is available for customers whose vehicles are involved in a product program and still within the warranty coverage period. See General Motors Service Policies and Procedures Manual, Sections 1.4 and 6.1.10, for courtesy transportation program details.

Customer Notification

USA & Canada - General Motors will notify customers of this recall on their vehicle (see copy of customer letter included with this bulletin).

Customer Reimbursement

Customer requests for reimbursement of previously paid repairs to correct the condition described in this bulletin are to be submitted to the dealer prior to or by May 31, 2020. See General Motors Service Policies and Procedures Manual, Section 6.1.11 – Product Field Action Customer Reimbursement Procedure (USA & Canada) or local Policies and Procedures, for details.

GM bulletins are intended for use by professional technicians, NOT a "do-it-yourselfer". They are written to inform these technicians of conditions that may occur on some vehicles, or to provide information that could assist in the proper service of a vehicle. Properly trained technicians have the tools, equipment, safety instructions, and know-how to do a job properly and safely. If a condition is described, DO NOT assume that the bulletin applies to your vehicle, or that your vehicle will have that condition. See your dealer for information on whether your vehicle may benefit from the information.



**We Support
Voluntary Technician
Certification**



NOTICE TO CUSTOMER

We understand that your vehicle order included a tri-fold hard tonneau cover. We apologize for the inconvenience, but these tonneau covers are not currently available for sale as they are subject to a safety recall. Your dealer will notify you when your tri-fold hard tonneau cover is available and you can return to the dealer to have the new cover installed.

Your dealer will ask you to sign a Repair Order stating "customer will return for the tonneau cover when available" to document your acknowledgement that the tonneau cover cannot be included at this time. You will be given a copy of this document for your records.



IMPORTANT SAFETY RECALL

May 2019

This notice applies to your vehicle, **VIN:** _____

Dear General Motors Customer:

This notice is sent to you in accordance with the National Traffic and Motor Vehicle Safety Act.

General Motors has decided that a defect which relates to motor vehicle safety exists in certain tri-fold tonneau covers sold as accessories for 2019 model year Chevrolet Silverado and GMC Sierra 1500 series (LD) trucks. As a result, GM is conducting a safety recall. We apologize for this inconvenience. However, we are concerned about your safety and continued satisfaction with our products.

IMPORTANT

- Your vehicle is involved in GM safety recall N192217500.
- Schedule an appointment with your GM dealer.
- This service will be performed for you at **no charge**.
- See the "What should you do?" section in this letter for instructions on securing and taking the tonneau cover to the dealer for repair.

Why is your vehicle being recalled?

Our records indicate that your vehicle may have the recalled tri-fold tonneau cover. The tonneau cover may become loose and could detach from the pickup bed while driving. The tonneau cover's attachment system may not sufficiently secure the tonneau cover when exposed to vibration and wind forces. As a result, the attachments may loosen and disengage. If the tonneau cover detaches from a moving vehicle and falls into a roadway it may increase the risk of a crash.

What will we do?

Your GM dealer will install improved attachments that will resist loosening while driving. This service will be performed for you at **no charge**. Because of service scheduling requirements, it is likely that your dealer will need your vehicle longer than the actual service correction time of approximately one hour.

What should you do?

You should contact your GM dealer to arrange a service appointment as soon as possible. Before driving with the tonneau cover on, you should make sure it's secure. To do this, check the thumb screws located on the tonneau cover's clamps. The thumb screw on each clamp should be tight and the clamp should be seated in a notch on the rail of the truck bed (check both sides). Also, make sure the tonneau cover remains closed when the vehicle is driven. If you are concerned that the tonneau cover may become loose, remove and store it until you are able to take it to the dealer for repair.

Do you have questions?

If you have questions or concerns that your dealer is unable to resolve, please contact the appropriate Customer Assistance Center at the number listed below.

Division	Number	Text Telephones (TTY)
Chevrolet	1-800-630-2438	1-800-833-2438
GMC	1-866-996-9463	1-800-462-8583
Puerto Rico – English	1-800-496-9992	
Puerto Rico – Español	1-800-496-9993	
Virgin Islands	1-800-496-9994	

If after contacting your dealer and the Customer Assistance Center, you are still not satisfied we have done our best to remedy this condition without charge and within a reasonable time, you may wish to write the Administrator, National Highway Traffic Safety Administration, 1200 New Jersey Avenue, SE, Washington, DC 20590, or call the toll-free

Equipment Safety Recall N192217500 Tonneau Cover Retention



Vehicle Safety Hotline at 1.888.327.4236 (TTY 1.800.424.9153), or go to <http://www.safercar.gov>. The National Highway Traffic Safety Administration Campaign ID Number for this recall is 19E031.

Federal regulation requires that any vehicle lessor receiving this recall notice must forward a copy of this notice to the lessee within ten days.

Maryann L. Combs
Vice President
Global Vehicle Safety

GM Recall: N192217500