SIB 65 20 19 2025-08-07

RECALL CAMPAIGN 19V-698: DRIVER'S FRONT AIR BAG MODULE – PRIOR PARTS REPLACEMENT

This Service Information Bulletin (Revision 6) replaces SI B65 20 19 **dated May 2023.**

What's New (Specific text highlighted):
- Situation: For towing instructions see SI B00 06 25

☒	THIS REPAIR IS MOBILE FRIENDLY
☐	THIS REPAIR IS REMOTE SOFTWARE UPGRADE (RSU) FRIENDLY

Please perform the procedure outlined in this Service Information on all affected vehicles before customer delivery. In the event the customer has already taken delivery of the vehicle, please perform the procedure the next time the vehicle is in the shop.

MODEL

E-Series	Model Description	Production Date
E46	3 Series Sedan and Convertible	June 23, 1999 - April 26, 2002

SITUATION

BMW of North America, LLC is conducting a Voluntary Safety Recall (effective October 8, 2019) involving the driver's front air bag module on a small number of Model Year 2000 through 2002 BMW 3 Series vehicles that were produced between June 23, 1999 and April 26, 2002. This recall campaign involves the Takata PSDI-4 inflator which entered the spare parts supply chain and may have been installed in vehicles during service or repair events.

The driver's air bag module will be checked and if a Takata inflator is found, it will be replaced. Only a small percentage of vehicles are expected to need a replacement air bag module.

To assist you with customer concerns, please reference the attached Q&A. All customers affected by this Recall are being sent letters in November 2019.

This recall has been upgraded to a STOP DRIVE. Customers with potentially affected vehicles will be instructed not to drive the vehicle until the repair is completed.

The stop drive only pertains to the vehicles with the PSDI-4 inflator.

When the customer calls in to schedule a repair, it must be performed via mobile repair, or the vehicle can be towed to an authorized BMW center for repair.

If it requires towing follow instructions in Service Bulletin B00 06 25 'Tow process for Takata air bag repairs'

OTHER AIR BAG-RELATED FAULTS AND REPAIRS

This Recall applies to an operational driver's front air bag. The issue addressed will not cause an air bag (SRS) malfunction light to illuminate. It will also not prevent the system from deploying in a front-end collision.

However, a recalled vehicle can arrive at your center with an air bag malfunction light illuminated.

It is important to notify the customer that diagnosing other air bag-related system issues may be required and this diagnosis and corresponding repair work, **if needed, is not covered by this Recall.**

Copyright ©2025 BMW of North America, Inc.

In this case, replacing the driver's front air bag module will not correct the other fault code(s).

AFFECTED VEHICLES

Vehicles which require this Recall Campaign to be completed will show it as "Open" when checked either in AIR, the "Service Menu" of DCSnet (Dealer Communication System), ISPA Next or Warranty Vehicle Inquiry.

The Warranty Vehicle Inquiry system will display the comment: XXXXXXXXXX **B652019 Recall: XXXXXXXXXX**

CAUSE

In a crash in which the air bag system deployment occurs, the air bag inflator housing may rupture.

CORRECTION

Check the driver's air bag, and if necessary, replace it.

PROCEDURE

1. Remove the driver's air bag in accordance with repair instructions **REP 32 34 020** "Removing and installing/replacing air bag units".

2. Check the label on the back of the driver's air bag.

   Is the label yellow with a white number sticker with printed serial number BAM PT1-1085 (as shown on left) printed below the bar code?

   YES- replace air bag

   NO - the driver's air bag is not affected.

   Reinstall the driver's air bag.

Copyright ©2025 BMW of North America, Inc.

	Note: Air bags from other manufacturers (non-Takata), or Takata air bags with different chemical compositions (white label) are not affected by this recall and **DO NOT** need to be replaced.
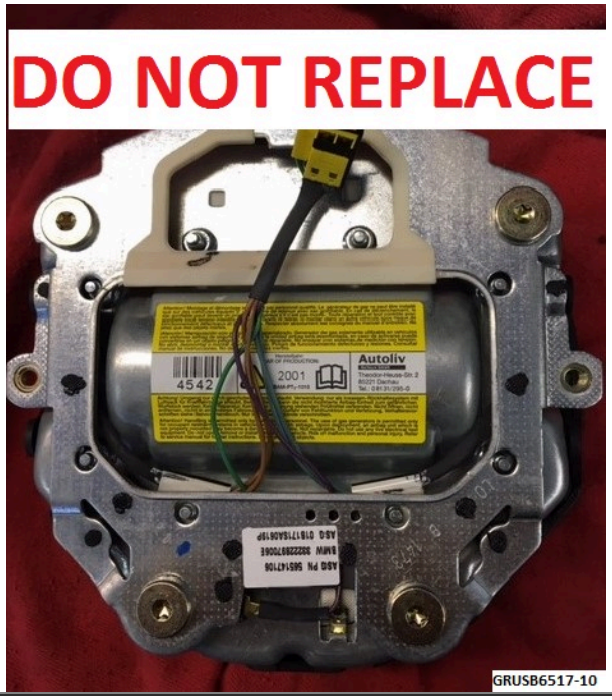	**Note:** Air bags from other manufacturers (non-Takata), or Takata air bags with different chemical compositions (white label) are not affected by this recall and **DO NOT** need to be replaced.

	On vehicles with a basic steering wheel, the horn ring must be remounted to the new part. See ATTACHMENT A

Copyright ©2025 BMW of North America, Inc.



Have the new airbag module ready and remove one of the two stickers with the barcode and the serial number of the airbag module.

This must be glued on the horn ring after assembly.

Note: Before installing the replacement part, the new air bag module's serial number must be documented by the technician on the repair order so it can also be entered into the warranty claim's comment section.

If the serial number is missing, the warranty claim will be rejected.

25 BMW of North America, Inc.

Note: Only request and invoice the applicable part number specified and listed in this Service Information bulletin.

Performing a part number look-up in ETK by VIN or model will result with the wrong part(s) being invoiced and installed.

Please refer to the weekly Parts Matrix for the parts ordering procedure.

- Part numbers 5A45C60 and 6877592 are ordered from Kem Krest.
- Part number 6877591, enter a Recall IDS Ticket request.
  - Use only one VIN per IDS Ticket
  - Include photo of the yellow label on the back of the unit being replaced

Part Number:	Description:	Quantity:
32 30 6 877 590; Or: 32 30 5 A45 C60	Hub Cap (Impact plate) Air bag Sport Steering Wheel or M Sport Steering Wheel (SA0255 or SA0710)	1
OR		
32 30 6 877 591 Or 32 30 5 A45 C61	Impact plate Air bag Basic steering wheel without multifunction	1
OR		
32 30 6 877 592 Or 32 30 5 A45 C62	Impact Plate Air bag Basic steering wheel with multifunction (SA0249) - not for sports steering wheel or M sports steering wheel	1
OR		
32 30 7 991 602	Air bag unit ALPINA sport steering wheel (SA0920)	1

Other small parts such as one-time use screws, nuts and seals, which must be replaced according to the ISTA repair instructions/ETK, must be selected from the Electronic Parts Catalog according to the respective vehicle type and invoiced under the special defect code.

PARTS RETENTION AND RETURN

Refer to SI B01 26 22

CLAIM INFORMATION

Reimbursement for this Recall will be via normal claim entry utilizing the following information:

Defect Code:	**0032930200**	**E39 E46 Checking driver's airbag, replace if necessary**

Checking the Label Only:

Work Pkg	Labor Operation	Description	Labor Allowance
#1	00 68 671	Checking the driver-side front air bag **(No repair is necessary) (Plus work)**	3 FRU
Or:			
# 3	00 68 131	Checking the driver-side front air bag **(No repair is necessary) (Main work)**	5 FRU

Or:

Copyright ©2025 BMW of North America, Inc.

Checking the Label and Replacing the Air Bag:

Work Pkg	Labor Operation	Description	Labor Allowance
# 2	00 68 672	**Checking and replacing** driver-side front air bag **(Plus work)**	3 FRU
	Or:		
# 4	00 68 132	**Checking and replacing** driver-side front air bag **(Main work)**	5 FRU

Only one of the listed flat rate unit numbers above may be used for reimbursement purposes.

Claim Repair Comments for this Recall Repair

The new air bag module's serial number must be documented on the repair order and in the claim comments section.

For the actual repair itself, only reference the SIB number and the work package (Pkg) number performed in the RO technician notes and in the claim comments (For example: B65 20 19 WP 1), unless otherwise required by State law.

Consequential Repairs (RO and Claim Comments Required)

Due to the age of some of the Takata Air Bag Recall Affected Vehicles, even though the proper repair methods are being followed and performed, additional unanticipated repairs maybe necessary as a direct result of performing Takata Air Bag Recall repair procedure. Please refer to SI B01 31 18 for important claim submission information under a separate line item and Defect Code.

Mobile Assistance - Off Site Repair

For centers that qualify, this Recall repair is eligible to be performed and submitted as a Mobile Assistance Off-Site Repair which includes an additional labor allowance.

Qualifying BMW centers are those that currently own and operate a Mobile Assistance Program vehicle. Other centers that may qualify are those have officially registered their interest in conducting mobile service and mobile assistance work for the BMW Roadside Assistance Program.

If you have not already registered, please send an email with contact information to roadside.assistance@bmwna.com.

Claim - Labor Reimbursement (Reimbursement Percentage Increased)

When a vehicle is eligible for this Recall repair and it is performed under this program, qualifying centers will be reimbursed for the corresponding labor operation's published AIR flat rate unit (FRU) allowance at a rate of 200 percent. This mobile assistance repair work is subject to the same policy and procedures that apply to the warranty repair work being performed in your workshop.

Time Control and Documentation

While repair-specific punch times are not necessary for this repair work being performed on a vehicle off-site (outside your center), the on-call technician must still punch on the corresponding repair order (electronic or manual) prior to leaving your BMW center when he or she is dispatched. The technician must punch off the repair order upon their return to your center.

Copyright ©2025 BMW of North America, Inc.

In cases where the technician is out on the road for an extended period of time (for example, on multiple calls), only one on/off punch time is required.

Claim Submission

In addition to the Takata Air Bag Recall repair order line item, please open an additional line item as describe below:

Defect Code:	**85820269TK**	**Takata Recall - Mobile Assistance Off-Site Repair**
Labor Operation	**Description**	**Labor Allowance**
32 99 000	Additional labor allowance to perform "off-site" repair through Mobile Assistance	# FRU*

Claim the applicable labor operation's stated FRU allowance in full a second time using the defect code and labor operation provided above.

Notes:

- Identify this line time as "Additional labor for a Mobile Assistance off-site repair."
- Itemize the additional labor claimed and explain the repair performed on the repair order and in claim comment section.
- Labor operation code 32 99 000 is not considered a Main labor operation.

Reimbursement of Prior Customer-Pay Repairs (TREAD Act)

With this Technical Campaign, a prior repair reimbursement is not likely. Typically, a customer would have their driver's front air bag module replaced as a result of an accident. In such a case, either an insurance company or the customer themselves, paid for the replacement of the above mentioned air bag module in conjunction with the accident repairs. Such cases are not covered by this campaign and are not entitled to reimbursement.

FEEDBACK REGARDING THIS BULLETIN

Technical Feedback	To submit feedback for the technical topics of this bulletin: Submit your feedback in the rating box at the top of this bulletin
Warranty Feedback	To submit feedback for the CLAIMS section of this bulletin: Submit an IDS ticket to the Warranty Department, or use the chat available in the Warranty Documentation Portal
Parts Feedback	To submit feedback for the PARTS section of this bulletin: Submit an IDS ticket to the Parts Department

Supporting Materials
picture_as_pdf B652919V 19V-698_QA_4May2023.pdf
picture_as_pdf B652019 Recall Notice.pdf
picture_as_pdf B652019 Procedure A.pdf

Copyright ©2025 BMW of North America, Inc.

Copyright ©2025 BMW of North America, Inc.

SAFETY RECALL NOTICE

To: All Center Operators, Sales Managers, Service Manager, Parts Manager and Warranty Processor

RE: Delivery Stop & Recall 19V-698: Driver's Front Air Bag Module – Prior Parts Replacement – B65 20 19

BMW of North America, LLC is conducting a Voluntary Safety Recall (effective October 8, 2019) on a small number of Model Year 2000 through 2002 BMW 3 Series vehicles that were produced between June 23, 1999 and April 26, 2002.

This recall has been upgraded to a STOP DRIVE. Customers with potentially affected vehicles will be notified of the STOP DRIVE warning and will be instructed to Stop Driving their vehicles until the recall repair is completed.

Please be reminded that it is a violation of federal law (The Safety Act) for you to sell, lease or deliver any new motor vehicle covered by this notification until the recall repair has been performed. This means that centers may not legally deliver new motor vehicles to consumers until they are fixed or use/sell replacement equipment/parts subject to this recall. Note also that substantial civil penalties apply to violations of the Safety Act.

Also, you should not sell, lease or deliver any Certified Pre-Owned or used vehicles subject to a safety recall until the repair is completed.

Please follow any special instructions that we provide to you for the return or disposition of recall parts.

We appreciate all your assistance with this Recall.

Before installing the replacement part, the new air bag module's serial number must be documented by the technician on the repair order so it can also be entered into the warranty claim's comment section.

The safety regulations that apply when dealing with air bag modules MUST be complied with.

<u>Note:</u>
On vehicles with a basic steering wheel, the horn ring must be removed from the new part. To do so, proceed as follows:

	1. Remove horn ring. • Unplug the connector for the grounding cable (see the green arrow in the figure) • Remove the nuts (see the blue mark in the figure, Torx 55).
	• Take off the horn ring, making sure that the springs remain in place. • Remove the horn contact plate. • Separate components after disassembly: 1 - Air bag module 2 - Horn ring 3 - Horn contact plate 4 - Torx nuts

	2. Prepare the new air bag module and pull off one of the two labels with the barcode and serial number of the air bag module. This must be applied to the horn ring **after** installation.
	3. Place the horn contact plate on the new air bag module and plug in the connector.
	4. Place the horn ring on the air bag module. Make sure the springs are seated correctly.

	5. Plug in the connector for the grounding cable and secure the horn ring with the four Torx nuts. Tightening torque: **5.0 +/- 0.2 Nm**.
	6. Check the horn function at all four corners. 7. **Document the serial number:** **For reimbursement under warranty, the serial number for the new driver's air bag module (see marking in the following figure) must be noted on the workshop order and on the warranty application. If the serial number is missing, the warranty application is rejected.**

See repair instructions **REP 32 34 020** "Remove and install / replace air bag units" to complete installation.

This safety recall has been upgraded to a "Stop Drive", effective May 2023

Q1. Which models are included in this Safety Recall Campaign?
Model Year 2000 through 2002 BMW 3 Series vehicles produced between June 1999 and April 2002 are included in this recall.

Q2. What can happen as a result of this issue?
In a crash where the air bag deploys, the air bag inflator may rupture. If this happens, sharp metal fragments could hit the driver and/or passengers which may result in serious injury or death.

Q3. Can I continue to drive my vehicle?
No. Do not continue to drive your vehicle until the repair is completed. If you are not the only driver of this vehicle, please advise all other drivers of this important information.

Q4. How do I schedule a repair?

Call or text "FIX" to **844-695-8382** (toll-free) so we can help arrange for the vehicle to be repaired.

Based on dealer availability, the repair can be performed via mobile service or the vehicle can be towed to your nearest BMW center for repair.

Q5. Can you provide some more details?
This recall campaign involves the Takata PSDI-4 inflator which entered the spare parts supply chain, and may have been installed in vehicles at dealers during a service visit.

Q6. What is the fix?
The repair is FREE. The driver's front air bag module will be checked and if a Takata PSDI-4 inflator is found, it will be replaced a newly designed inflator.

Q7. How long will the repair take?
Checking the air bag takes about 30 minutes; if the driver's front air bag module needs to be replaced, it could take approximately one hour. Additional time may be required depending upon your BMW center's schedule.

Q8. Are parts available?
Yes.

Q9. How will I be notified of this recall?
Owner notification letters have been mailed. Please call or text "fix" to 844-695-8382 to make an appointment with an authorized BMW center immediately. You can locate your nearest BMW center at www.bmwusa.com/dealer.

If you changed your address or sold the vehicle, please let us know by visiting www.bmwusa.com/recall and click on "manage recall notices and contact information" or scan this flow code with your smartphone.

Q10. Do I have to wait for my letter to have my vehicle repaired?

No. You should make an appointment immediately.

Q11. I own a 2000-2006 BMW 3 Series that still needs to have the passenger's front air bag replaced under recall 13V-172 or 14V-428. Can I get both air bag modules replaced at the same time?

Absolutely! Your BMW center can perform both repairs in a single visit.

Q12. I did not receive a letter from BMW regarding my vehicle. How can I find out if my BMW is included in this recall?

You can check for open recalls by entering your vehicle identification number (VIN) at www.bmwusa.com/recall. You can also call or visit your local BMW center's service department to determine if your BMW is affected.

Q13. What if I am not the current owner of this vehicle?

If you changed your address or sold the vehicle, please let us know by visiting www.bmwusa.com/recall and click on "manage recall notices and contact information" or scan this flow code with your smartphone.

Q14. Am I eligible for reimbursement under the TREAD Act if I previously replaced my driver's front air bag?

In this particular recall, reimbursement is likely not applicable, as you would typically have replaced your frontal air bag module as a result of an accident. In that situation, most likely your insurance company paid for the repair. However, in the very unusual (unlikely) scenario that you previously paid to replace the front air bag module "out-of- pocket" upon learning of this possible defect, you may be eligible for reimbursement. Additional information is provided when BMW mails the letter asking you to make an appointment with an authorized BMW center.