



GROUP
Safety Recall Campaign

MODEL
**2015-2018MY
Sedona (YP)**

NUMBER
SC175 (Rev 1, 03/20/2019)

DATE
March 2019

SAFETY RECALL CAMPAIGN

SUBJECT: **FRONT PASSENGER SEAT OCCUPANT DETECTION
SYSTEM (ODS) WIRING HARNESS (SC175)**

* NOTICE

This bulletin has been revised to include additional information. New/revised sections of this bulletin are indicated by a black bar in the margin area.

This bulletin provides the procedure to remove the wiring harness clip between the Occupant Detection System (ODS) control unit and the mat sensor to prevent the wiring harness from bending on some 2015-2018MY Kia Sedona (YP) vehicles, equipped with a "Manual" front passenger seat and produced from July 29, 2014 through July 17, 2017. In addition, if the wiring harness is found damaged and the Supplemental Restraint System (SRS) airbag warning light is illuminated with DTCs B1490(00) in SRSCM and B1764(00) in ODS ECU, the front passenger seat cushion should be replaced. The wiring harness underneath the front passenger seat which connects the ODS unit to the mat sensor is held in place by clips. When the seat is occupied by a passenger, the weight of the passenger on the seat cushion may cause the wiring harness to bend. Over time, repeated bending can break the wire harness. If the wiring harness breaks, the ODS will not suppress the front passenger airbag. In the event of a crash, deployment of the front passenger airbag increases the risk of injury to a child in a Child Restraint System (CRS). Before conducting the procedure, verify the vehicle is included in the list of affected VINs.

DTCs:

B1490(00) – OCS (Occupant Classification System) Defect in SRSCM

B1764(00) – Body Sense MAT Defect in ODS ECU

* NOTICE

There is no charge to the vehicle owner for this repair. Under applicable law, you may not sell or otherwise deliver any affected vehicle until it has been repaired pursuant to the procedures set forth in this bulletin.

* NOTICE

To assure complete customer satisfaction, always remember to refer to WebDCS Warranty Coverage (validation) Inquiry Screen (Service → Warranty Coverage → Warranty Coverage Inquiry) for a list of any additional campaigns that may need to be performed on the vehicle before returning it to the customer.

File Under: <Safety Recall Campaign>

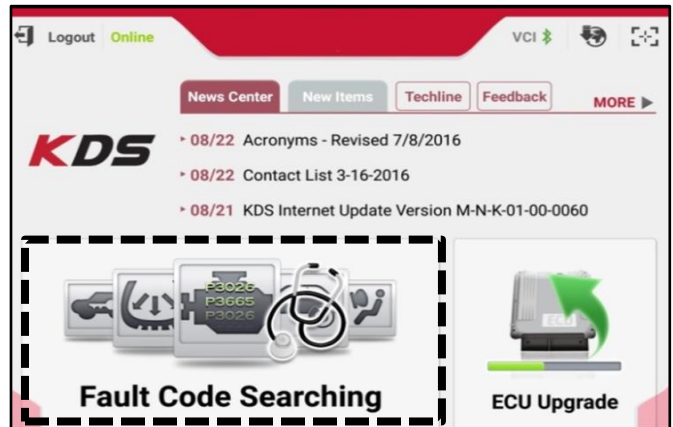
Circulate To: General Manager Service Manager Parts Manager
 Service Advisors Technicians Body Shop Manager Fleet Repair

SUBJECT:

FRONT PASSENGER SEAT OCCUPANT DETECTION SYSTEM (ODS) WIRING HARNESS (SC175)

Inspection Procedure:

1. Verify no SRS airbag warning light is on. If it is on, perform a Fault Code Search with the KDS for any DTCs listed on page 1.
 - If the DTCs listed on page 1 are stored or active, proceed with the replacement procedure on page 4.
 - If the DTCs are not listed on page 1 but related to the SRS, further diagnosis is required and not covered in this bulletin. File a separate claim as necessary.




If the SRS airbag warning light is not on, proceed to the next step.


* NOTICE

A Vehicle Diagnosis Number (VDN) with the two (2) listed DTCs is required for compensation if the front passenger cushion must be replaced.

2. Carefully uncover (A) the rear bottom section of the front passenger seat.




3. Carefully detach the ODS connector retaining clip (B) closest to the ODS connector.



SUBJECT:

FRONT PASSENGER SEAT OCCUPANT DETECTION
SYSTEM (ODS) WIRING HARNESS (SC175)

4. Carefully cut the retaining clip between the wiring harness and the clip head (C) using side-cutter pliers and discard the clip head. Allow the wiring harness to move freely. Do not replace the retaining clip or secure the harness.



5. Verify proper operation of the seat and confirm no airbag-related warning lights are on.

Replacement Procedure:

1. Record the customer's radio presets.


 **WARNING**

Failure to follow general precautions prior to performing any airbag system service could result in serious injuries.

2. Replace the front passenger cushion (D) by referring to **steps 1 through 7** of the "Body (Interior and Exterior) → Front Seat → Front Seat Cushion Cover → Repair procedures" chapter in the applicable Shop Manual on KGIS.

NOTE: Allow the wiring harness to move freely. Do not replace the retaining clip or secure the harness. If the replacement cushion comes with a retaining clip, carefully cut the retaining clip between the wiring harness and the clip head (C) using side-cutter pliers and discard the clip head.

**Seat Retaining Bolt Tightening torque:
32.5 – 43.4 lb.ft (44.1 – 58.8 N.m,
4.5 – 6.0 kgf.m)**



3. Verify proper operation of the seat and confirm no airbag-related warning lights are on. Ensure no further airbag-related DTCs are stored and/or active. Perform further diagnosis and file a separate claim as necessary.

4. Reprogram the customer's radio presets.


SUBJECT:

FRONT PASSENGER SEAT OCCUPANT DETECTION SYSTEM (ODS) WIRING HARNESS (SC175)

AFFECTED VEHICLE RANGE:

Model	Production Date Range
Sedona (YP)	July 29, 2014 through July 17, 2017

REQUIRED PART:

Part Name	Part Number	Figure
Seat Cushion Assembly	88200 A9531DL1QK	
	88200 A9531DL2QK	
	88200 A9531DLQKQ	
	88200 A9531DLTQK	
	88200 A9531DLXQK	
	88200 A9531DLYQK	
	88200 A9541DL1QK	
	88200 A9541DL2QK	
	88200 A9541DLQKQ	
	88200 A9541DLTQK	
	88200 A9541DLXQK	
	88200 A9541DLYQK	
	88200 A9581DLEQK	
	88200 A9581DLFQK	
	88200 A9591DLEQK	
	88200 A9591DLFQK	
88200 A9AD0D7KQK		

SUBJECT: FRONT PASSENGER SEAT OCCUPANT DETECTION SYSTEM (ODS) WIRING HARNESS (SC175)

WARRANTY INFORMATION:
N Code: N99 C Code: C99

Claim Type	Causal P/N	Qty.	Repair Description	Labor Op Code	Op Time	Replacement P/N	Qty.
R	88200 A9161DLA	0	(SC175) ODS Wiring Harness Inspection & Retainer Removal	191009R0	0.2 M/H	N/A	0
R	88200 A9161DLA	0	(SC175) ODS Wiring Harness Inspection & Seat Cushion Replacement <i>(Requires VDN with applicable DTCs)</i>	191009R1	0.8 M/H	88200 A9531DL1QK 88200 A9531DL2QK 88200 A9531DLQQK 88200 A9531DLTQK 88200 A9531DLXQK 88200 A9531DLYQK 88200 A9541DL1QK 88200 A9541DL2QK 88200 A9541DLQQK 88200 A9541DLTQK 88200 A9541DLXQK 88200 A9541DLYQK 88200 A9581DLEQK 88200 A9581DLFQK 88200 A9591DLEQK 88200 A9591DLFQK 88200 A9AD0D7KQK	1

Note: To claim labor operation 191009R1 (ODS Wiring Harness Inspection & Seat Cushion Replacement), a VDN with both of the following DTC(s) B1764(00), B1490(00), is required for claim submission.

The replacement procedure outlined in this bulletin has been modified from the original repair procedure outlined in KGIS to reduce diagnosis time. As a result, the labor time for this repair has been adjusted as listed in the Warranty Information table above.

Due to the numerous variations of the seat cushions, dealer must manually input into the claim, the correct replacement seat cushion part number listed above.

Rental expense reimbursement will only be provided for seat cushion replacements, and must be claimed using sublet 'X2'.

*** NOTICE**

VIN inquiry data for this repair is provided for tracking purposes only. Kia retailers should reference **SC175** when accessing the WebDCS system.