


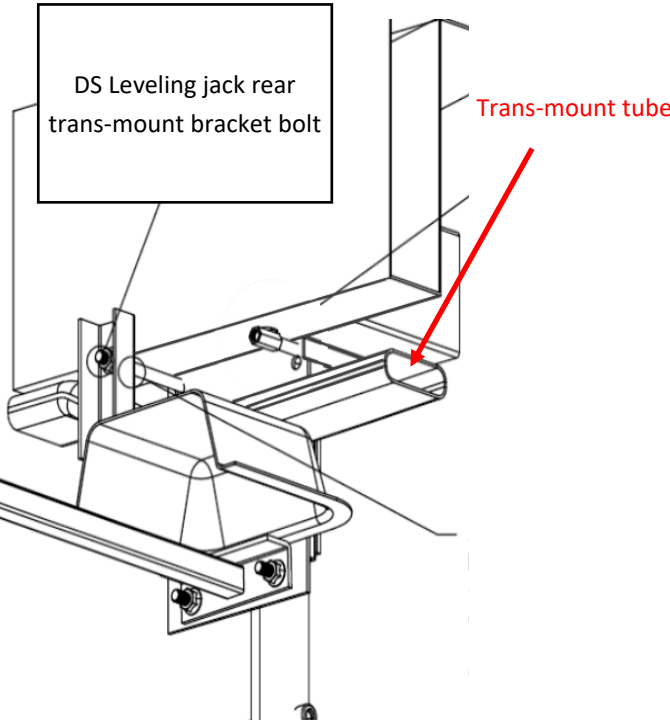
SOP01734

Recall Repair of QAAR 9146: Unity DS Front Trans-mount Leveling Jack Bracket Realignment




Locate the D.S front leveling jack trans-mount bracket under the coach.

1




Look for the rear trans-mount tube jack bracket on the inner edge of the chassis frame.

2




Inspect the brake line running along the inner chassis frame to verify that the bracket is not touching one of the lines. If bracket is clear of brake line no further action required.

3




In the event that the bracket touches the brake line, use a 5/8" or 3/4" wrench to twist the bracket down and away from the brake line.

4



Ensure that the nut remains tight on the bolt.
 No torque values required as long as the brackets are tight to the frame with no movement.
 Do not over tighten.

5



Inspect brake line for damage. If damage is found, contact Triple E at 1-877-992-9906 for further instructions.

6