

# Product Safety Recall

## 18178 Weld Separation on Front Seat Recliner



Reference Number: N182149850

Release Date: May 2018  
Revision: 00

**Attention:** It is a violation of Federal law for a dealer to deliver a new motor vehicle or any new or used item of motor vehicle equipment (including a tire) covered by this notification under a sale or lease until the defect or noncompliance is remedied.

All involved vehicles that are in dealer inventory must be held and not delivered to customers, dealer traded, or used for demonstration purposes until the repair contained in this bulletin has been performed on the vehicle.

Make	Model	Model Year		RPO	Description
		From	To		
Chevrolet	Sonic	2018	2018		

Involved vehicles are marked "open" on the Investigate Vehicle History screen in GM Global Warranty Management system. This site should always be checked to confirm vehicle involvement prior to beginning any required inspections and/or repairs.

<b>Condition</b>	General Motors has decided that a defect which relates to motor vehicle safety exists in certain 2018 model year Chevrolet Sonic vehicles. A joint in the driver's seat-back frame may not have been properly welded during the manufacturing process, reducing the strength of the seat-back frame. If the vehicle is involved in a rear-impact crash and the weld is fractured or fractures during the crash event, the strength of the driver's seat back will be reduced, increasing the risk of injury to the driver.
<b>Correction</b>	Replace driver's seat back cushion frame.

### Parts

Quantity	Part Name	Part No.
1	Frame-Front Seat Back	42384909

**Reminder:** Parts may be removed from Retail Inventory Management (RIM). Dealers should review the affected parts to confirm RIM managed status. Parts may have quantity limiters in effect.

Note: Use the VIN and the GM Electronic Parts Catalog (EPC) to determine which Front Seat Back Frame to order.

Parts required to complete this recall are to be obtained from General Motors Customer Care and Aftersales (GMCC&A). Please refer to your "involved vehicles listing" before ordering parts. Order parts on a CSO = Customer Special Order only. DRO's may be cancelled. All orders will be reviewed prior to being filled. Parts may have quantity limiters in effect.

It is estimated that only 82 involved vehicles will require parts replaced on this vehicle. Due to the small number of vehicles anticipated that will need this fix and the limited initial parts availability, dealers are encouraged not to order these parts for use as shelf stock.

### Warranty Information

Labor Operation	Description	Labor Time	Trans. Type	Net Item
9103878	Driver Seat Back Cushion Frame Replacement	1.0	ZFAT	N/A
	ADD: With Heated Seat	0.2		
	ADD: With Arm Rest	0.2		

# Product Safety Recall

## 18178 Weld Separation on Front Seat Recliner




### Service Procedure for the following VINS:

1G1JA5SH4J4106844	1G1JD5SH1J4105691	1G1JD6SH0J4105669	1G1JF5SB4J4105643
1G1JB5SG5J4105660	1G1JD5SH3J4105711	1G1JD6SH1J4105776	1G1JF5SB4J4105996
1G1JB5SG8J4105748	1G1JD5SH4J4105779	1G1JD6SH2J4105687	1G1JF5SB5J4105733
1G1JB5SGXJ4105668	1G1JD5SH4J4106821	1G1JD6SH3J4105665	1G1JF5SB6J4105739
1G1JB5SH3J4105682	1G1JD5SH4J4106883	1G1JD6SH4J4105786	1G1JF5SB7J4105717
1G1JB5SH5J4105652	1G1JD5SH5J4105659	1G1JD6SH5J4105764	1G1JF5SB7J4106785
1G1JB5SH5J4105716	1G1JD5SH5J4105712	1G1JD6SH6J4105658	1G1JF5SB7J4106799
1G1JB5SH9J4105749	1G1JD5SH7J4105677	1G1JD6SH7J4106818	1G1JF5SB8J4105645
1G1JC5SB3J4105657	1G1JD5SH7J4105680	1G1JD6SH9J4106786	1G1JF5SB8J4105662
1G1JC6SB7J4105697	1G1JD5SH7J4105730	1G1JD6SH9J4106884	1G1JF5SB8J4106813
1G1JD5SB3J4105672	1G1JD5SH9J4105745	1G1JD6SHXJ4105646	1G1JF5SBXJ4105632
1G1JD5SB4J4105759	1G1JD5SH9J4106832	1G1JF5SB0J4105994	1G1JF5SBXJ4106800
1G1JD5SB5J4105740	1G1JD6SB0J4106803	1G1JF5SB0J4106806	1G1JF5SBXJ4106814
1G1JD5SB5J4105804	1G1JD6SB0J4106820	1G1JF5SB0J4106823	1G1JF6SB3J4106790
1G1JD5SB9J4105692	1G1JD6SB2J4106804	1G1JF5SB1J4105700	1G1JF6SB8J4105666
1G1JD5SG0J4105771	1G1JD6SB4J4105847	1G1JF5SB2J4105611	1G1JF6SB9J4106809
1G1JD5SG1J4107027	1G1JD6SB4J4106822	1G1JF5SB2J4105690	1G1JF6SBXJ4105815
1G1JD5SG5J4105667	1G1JD6SB7J4105860	1G1JF5SB3J4105729	1G1JG6SG0J4106867
1G1JD5SH0J4105732	1G1JD6SBXJ4105836	1G1JF5SB3J4106802	1G1JG6SH2J4106877
1G1JD5SH0J4105763	1G1JD6SG2J4106829	1G1JF5SB3J4106833	1G1JG6SH9J4106861
1G1JD5SH1J4105674	1G1JD6SG2J4106863		

Replace the driver side seat back cushion frame. Refer to *Driver or Passenger Seat Back Cushion Frame Replacement* in SI.

### Removal Tips

- Refer to *Driver or Passenger Seat Head Restraint Guide Replacement* in SI for head restraint removal and reinstallation instructions.
- Remove the seat components (head rest, arm rest, cushion cover and cushion) before separating the seat back cushion frame from the seat assembly.
- If the seat is equipped with an arm rest, refer to *Front Seat Armrest Replacement* in SI for removal and reinstallation instructions.




5082800

- Remove the three fasteners that retain the arm rest bracket to the seat frame. Remove the bracket (if equipped with arm rest).


# Product Safety Recall

## 18178 Weld Separation on Front Seat Recliner



5082803

- When removing the seat cushion cover there are four hog rings at the rear base of the seat that must be removed.



5082804

- When removing the seat cushion cover there are two hog rings at the top front of the seat that need to be removed.
- The J-hook retainer at the top rear of the seat cushion cover can be released once the cushion cover has been pulled up from the bottom.

### Installation Tips



5082800

- Install the arm rest bracket using the three fasteners (if equipped).


# Product Safety Recall

## 18178 Weld Separation on Front Seat Recliner




5082808

- When reinstalling the seat air bag, ensure the electrical connector CPA is fully engaged.
- Ensure the air bag wiring harness is retained at all locations and routed correctly.



5082804

- When installing the seat cushion cover, replace the two hog rings at the top front.



5082803

- When installing the seat cover cushion, replace the four hog rings at the bottom rear of the seat.

# Product Safety Recall

## 18178 Weld Separation on Front Seat Recliner



### Dealer Responsibility – For USA & Export (US States, Territories, and Possessions)

It is a violation of Federal law for a dealer to deliver a new motor vehicle or any new or used item of motor vehicle equipment (including a tire) covered by this notification under a sale or lease until the defect or noncompliance is remedied.

The US National Traffic and Motor Vehicle Safety Act provides that each vehicle that is subject to a recall of this type must be adequately repaired within a reasonable time after the customer has tendered it for repair. A failure to repair within sixty days after tender of a vehicle is prima facie evidence of failure to repair within a reasonable time. If the condition is not adequately repaired within a reasonable time, the customer may be entitled to an identical or reasonably equivalent vehicle at no charge or to a refund of the purchase price less a reasonable allowance for depreciation. To avoid having to provide these burdensome remedies, every effort must be made to promptly schedule an appointment with each customer and to repair their vehicle as soon as possible. In the recall notification letters, customers are told how to contact the US National Highway Traffic Safety Administration if the recall is not completed within a reasonable time.

### Dealer Responsibility – All

All new, used, GM Certified Used, courtesy transportation vehicles, dealer shuttle vehicles, etc. in dealers' possession and subject to this recall must be held and inspected/repaired per the service procedure of this bulletin before customers take possession of these vehicles. Involved vehicles must be held and not delivered to customers, dealer-traded, released to auction, used for demonstration, or any other purpose.

All GM Certified Used vehicles currently in the dealers' inventory within the Certified Pre-Owned Inventory System (CPOIS) will be de-certified and must be held and remedied per the service procedure in this bulletin. Upon submitting an accepted/paid warranty transaction in the Global Warranty Management (GWM) system, the vehicle can be re-certified for sale within the CPOIS system, or once again be used in the CTP program.

Dealers are to service all vehicles subject to this recall at no charge to customers, regardless of mileage, age of vehicle, or ownership, from this time forward.

Customers who have recently purchased vehicles sold from your vehicle inventory, and for which there is no customer information indicated on the dealer listing, are to be contacted by the dealer. Arrangements are to be made to make the required correction according to the instructions contained in this bulletin. Recall follow-up cards should not be used for this purpose, since the customer may not as yet have received the notification letter.

In summary, whenever a vehicle subject to this recall enters your vehicle inventory, or is in your dealership for service in the future, you must take the steps necessary to be sure the recall correction has been made before selling or releasing the vehicle.

### Dealer Reports

For dealers with involved vehicles, a listing with involved vehicles has been prepared and will be provided to U.S. and Canadian dealers through the GM GlobalConnect Recall Reports, or sent directly to export dealers. The listing may contain customer names and addresses obtained from Motor Vehicle Registration Records. The use of such motor vehicle registration data for any purpose other than follow-up necessary to complete this recall is a violation of law in several states/provinces/countries. Accordingly, you are urged to limit the use of this report to the follow-up necessary to complete this recall.

### Courtesy Transportation – For USA & Canada

Courtesy transportation is available for customers whose vehicles are involved in a product program and still within the warranty coverage period. See General Motors Service Policies and Procedures Manual, Sections 1.4 and 6.1.10, for courtesy transportation program details.

### Customer Notification

USA & Canada - General Motors will notify customers of this recall on their vehicle.

GM bulletins are intended for use by professional technicians, NOT a "do-it-yourselfer". They are written to inform these technicians of conditions that may occur on some vehicles, or to provide information that could assist in the proper service of a vehicle. Properly trained technicians have the tools, equipment, safety instructions, and know-how to do a job properly and safely. If a condition is described, **DO NOT** assume that the bulletin applies to your vehicle, or that your vehicle will have that condition. See your dealer for information on whether your vehicle may benefit from the information.



**We Support  
Voluntary Technician  
Certification**