



***** IMPORTANT SAFETY RECALL *****
NHTSA Recall No. 18E-112
Cummins Campaign #C2101
Supplemental Notice: Updated Remedy

January 21, 2020

Dear Cummins Customer:

This notice is sent to you in accordance with the requirements of the National Traffic and Motor Vehicle Safety Act. Cummins Inc. has decided that a defect which relates to motor vehicle safety exists in certain ISV5.0 diesel engines that were manufactured between October 6, 2015 and October 6, 2017.

Cummins previously mailed you a notice advising you of this recall and informing you that you would receive another notice when a revised remedy is available. The initial remedy involved disabling the rear air conditioner; the revised remedy now permits continued operation of the rear air conditioner.

This notice applies to your engine(s) listed on the enclosed Engine/Vehicle list.

WHY IS A RECALL BEING CONDUCTED?

Certain ISV5.0 engines equipped with Option CP80009 installed in Blue Bird school buses may experience air compressor belt slippage resulting in decreased air compressor output. Air compressor belt slippage may impact vehicle air braking. If the condition progresses, and if audible and visible warnings are ignored, the vehicle will experience deterioration in air brake performance until, eventually, the parking brake is automatically applied, increasing the risk of a crash. Additionally, passengers being transferred from a disabled school bus may be at an increased risk of personal injury if the transfer occurs in a high traffic location.

WHAT ARE WE DOING ABOUT THE PROBLEM?

Cummins has revised field Safety Campaign #C2101 "ISV5.0 Belt Slip Safety Campaign for Blue Bird" to correct this condition by adding an additional idler pulley and reorienting the belt tensioner on the air compressor drive belt. Repair parts are currently available at Cummins Distributors and authorized Warranty Dealers for all engines in the affected production period. The repair will be completed free of charge and most applications will require approximately six (6) hours to complete.

Please note that the maintenance procedures call for the cooling fan belt tensioner to be inspected for reuse at the earlier of 30,000 Miles, 1500 Hours, or 2 Year intervals. To maintain



continued safety of your vehicle, Cummins' remedy program specifies that the reoriented air compressor belt tensioner be replaced at these recommended intervals; Cummins will provide belt tensioner replacement for the life of the engine or until such time that Cummins communicates an alternative solution.

WHAT SHOULD YOU DO?

This condition may result in low brake air pressure warnings (i.e. dashboard lamps and audible alarms). Pay close attention to any low brake air pressure warnings while driving or servicing your vehicle. If you observe any of these warnings, drive the vehicle to a safe location as soon as it is safe to do so.

Contact the nearest Cummins Distributor or authorized Warranty Dealer to arrange to have this campaign performed on your engine. The distributor or dealer will work with you to schedule the best date to complete this repair.

Federal law requires vehicle lessors receiving this recall notice to forward a copy of this notice to the lessee within ten (10) days. Also, it is a violation of Federal law for a dealer to deliver a new vehicle or equipment covered by this recall notice under a sale or lease until the defect has been remedied.

If you previously paid to have this recall performed on your vehicle, you may be eligible for reimbursement. Please contact Cummins Care at the number below for more information.

WHO SHOULD YOU CONTACT IF YOU HAVE FURTHER QUESTIONS OR CONCERNS?

If you have questions or concerns about this recall, please contact your local Cummins Distributor or authorized warranty dealer. You may also contact Cummins Care at 1-800-CUMMINS (1-800-286-6467), or visit our website at care.cummins.com.

If you have a complaint relative to this recall, you may report it to the following:

Administrator
National Highway Traffic Safety Administration
1200 New Jersey Avenue, SE
Washington, DC 20590

You may also call the toll-free Vehicle Safety Hotline at 1-888-327-4236 (TTY: 1-800-424-9153); or go to <http://www.safercar.gov>.

If you are no longer the owner of the engine or vehicle listed in the table below, please forward this notice to the new owner or provide the new owner's contact information to Cummins so that we can notify them of this recall.



Cummins is taking this action in the interest of safety and satisfaction with our products. We apologize for any inconvenience and thank you for your attention to this matter.

Sincerely,

Campaign Administrator
Cummins Inc.



BROWNFIELD ISD
601 TAHOKA RD
BROWNFIELD, Texas 79316

Engines eligible for Cummins Campaign #C2101, "ISV5.0 Belt Slip Safety Campaign for Blue Bird"; NHTSA Recall No. 18E-112:

Engine Serial Number	Vehicle Model	Bus Body Number
81002006	VISION	F465801


C2101 – Attachment B – ISV Secondary FEAD Upfit Instructions

ISV Secondary Belt Drive – Upfit Installation Instructions


Remove primary (fan) drive belt. Refer to procedure 008-002-tr.

Remove secondary (refrigerant compressor) drive belt. Refer to procedure 012-117-tr.


Remove upper left idler pulley (primary drive) 4390737 from the tensioner bracket and set aside.




Remove tensioner bracket 4360041.




Install new tensioner bracket 5572555. See below figure for capscrew part numbers and torque specification.




Install belt tensioner 4316721 using capcrew 4324939. Torque: 65 N-m [50 ft-lb]




Install idler pulley assembly 4390737 (integrated capscrew). Torque: 34 N-m [25 ft-lb]



Install idler pulley assembly 5598353 (integrated capscrew). Torque: 65 N-m [50 ft-lb]




Install idler pulley assembly 5598324 (integrated capscrew). Torque: 65 N-m [50 ft-lb]




(Insert steps necessary to drain coolant so thermostat housing can be removed)


Remove the coolant hose connecting the thermostat housing to the radiator.



Remove thermostat housing 4335418. Retain capscrews (4325276). Retain thermostat.



Intall thermostat into new thermostat housing 5414320. Install thermostat housing 5414320 as shown in the figure below. Use same capscrews 4325276. Refer to procedure 008-157-tr. Torque: 18 N-m [159 in-lb]




Coolant Hose Modification


The coolant hose from the thermostat housing to the radiator must be modified to prevent kinking with the new design. Please follow the following steps to modify the coolant hose:

1. Remove the coolant hose from the vehicle.
2. Identify the end that connects to the thermostat housing (engine side). This will be the narrower end.
3. Mark 70 mm (2.75 in) from the end using a pen or marker.
4. Use a sharp utility knife to cut the hose. Try to cut the hose perpendicular to the edge. Make sure not to remove too much. More length can be removed if it does not fit properly.

Remove 70 mm (2.75 in.) from engine side of hose




5. Check the fit of the coolant hose on the vehicle to ensure there is no kinking.



6. Reinstall coolant hose.

Install new belt 5414317. Refer to procedure 012-117-tr.



Reinstall primary drive (fan) belt. Refer to procedure 008-002-tr.



Warranty Field Campaign

Campaign Number: c2101	Revision: A	Released Date: 17-Jan-2020
ISV 5.0L Belt Slip Safety Campaign for Blue Bird Bus		Expiration Date (U.S. and Canada): 15-Jan-2045
		Expiration Date (International): 15-Jan-2045

Attention

- U.S. / Canadian Dealers
- U.S. / Canadian Distr./Branches and Div. Offices
- Worldwide distr./ branches and Div./Reg Offices (Automotive)

This is to revise and replace C2101, dated 25-Jan-19. This revision is to:

- 1. Update all the narrative, and**
- 2. add Parts, and**
- 3. add SRTs, and**
- 4. add Attachment B.**

If additional information is required, please contact your Cummins Warranty Operations Group Leader.

Description

This campaign is being issued to address certain ISV5.0 engines equipped with Option CP80009 installed in Blue Bird school buses, that may experience air compressor belt slippage resulting in decreased air compressor output. Air compressor belt slippage may impact vehicle air braking. If the condition progresses, and if audible and visible warnings are ignored, the vehicle will experience deterioration in air brake performance until, eventually, the parking brake may be automatically applied, increasing the risk of a crash.

Additionally, passengers being transferred from a disabled school bus may be at an increased risk of personal injury if the transfer occurs in a high traffic location.

Cummins has revised Campaign 2101, ISV5.0 Belt Slip Safety Campaign for Blue Bird, and authorizes correction of this condition by adding an additional idler pulley and reorienting the air compressor belt tensioner on the air compressor drive belt.

Note : Maintenance procedures call for the air compressor belt tensioner to be inspected for reuse at the earlier of 30,000 Miles, 1500 Hours, or 2 Year intervals. To

maintain continued safety of your vehicle, Cummins specifies that the air compressor belt tensioner **MUST** be replaced at these recommended intervals, which ever of these events occur first.

Note : Cummins will provide air compressor belt tensioner replacements for the life of the engine or until such time that Cummins communicates an alternative solution.

Action

In order to qualify for repair under this field action, an engine:

1. will be covered Regardless of coverage status, and
2. **must** show as OPEN on QuickServe® Online for this field action.

Note : The ESN list is attached for reference.

After verifying that the engine meets the above requirements, perform the following actions:

1. Please refer to Attachment B - Upfit Installation Instructions.
2. Please replace the air compressor belt tensioner, Part Number 4316721, every 30,000 Miles, or 1500 Hours, or at 2 Year intervals, which ever of these events occur first.
3. File one claim for all parts, labor, travel and other expenses required to complete the repair.

Material Disposition

Where applicable, items removed should be returned to ReCon for core credit. Unless otherwise indicated, items with no core liability can be scrapped.

Reimbursements

Parts

Note : All parts listed are OPTIONAL. Claim **only** the parts required to complete the repair.

The following parts are covered under this field action:

Part Number	Quantity	Description
309373000	2	SCR,CAP
325266300	1	SCR,CAP
390144600	1	SCR,CAP
392534400	2	SCR,CAP
431672100	1	TNS,BLT
432493600	1	SCR,CAP

Part Number	Quantity	Description
432526600	1	SCR,CAP
541431700	1	BLT,RIB
541432000	1	HSG,THM
557255500	1	SPT,TNS
559832400	1	PUL,IDL
559835300	1	PUL,IDL

Note : All SRTs listed are OPTIONAL. Select **ONLY** the appropriate SRTs for the repair performed. For the initial repair, claim **ONLY** the appropriate Admin time and the SRT 99-901, (QTY 5). For the stated interval repairs, claim **ONLY** the appropriate Admin time and 99-00A (QTY 1) for the Air Compressor Tensioner replacement.

Labor Using Applicable Access Code and Time

SRT Code	Description	Time (hrs)
00-90X	Administrative time	
99-00A	REMOVE AND REPLACE AIR COMPRESSOR TENSIONER (FOR INTERVAL REPAIRS ONLY, QTY 1 - OPTIONAL)	
99-901	COMPLETE UNIT UPFIT (INITIAL REPAIR ONLY - ALL INCLUSIVE, WITH ACCESS, QTY 5 - OPTIONAL)	

Travel

Travel is covered under this field action. Towing is covered under this field action.

Note : Cummins authorizes Travel or Towing for conditions when vehicle may be deemed unsafe to operate. Please include supporting narratives in the claim.

Other Claimables

Consumables are covered under this field action.

Note : All necessary items needed to complete the repair, but **not** listed, may be claimed if sufficiently explained in the claim narrative. Please consolidate all miscellaneous consumables (\$20 allowed for coolant top off) and additional parts such as o-rings, gaskets and fasteners, and file as "CAMPAIGN SUPPLIES".

Claim Instructions


For Cummins Dealers, claims for this Field Campaign **must** be filed via **RAPIDSERVE™ Web** (rsw.cummins.com). For information regarding RAPIDSERVE™ Web, please reference the "Warranty" tab in QuickServe® Online. If there are additional questions, please contact your local Cummins Distributor.

Claim Codes	
Description	Code
Account Code:	65
Pay Code:	Distributor = X
Pay Code:	Dealer = D
Pay Code:	International = I
Failure Code:	WKHBLC

Attachments



[Click here to see c2101_esn-list.xls](#)

(/service/english/attachments/c2101_esn-list.xls)  [Click here to see c2101_isc_secondary_fead_upfit_instructions_attach-b.pdf](#)

(/service/english/attachments/c2101_isc_secondary_fead_upfit_instructions_attach-b.pdf)

Engine Family	Fuel System
Design Application	Market Application
Automotive	Bus

Document History

Date	Details
	Document Created; 25-Jan-2019
	Change of Scope; 20-Dec-2019 Adding Parts and SRTs

Last Modified: 17-Jan-2020
