



BLUE BIRD

R18ZO

FINAL NOTICE

DATE: May 28, 2019
TO: Blue Bird Owners
Subject: RECALL R18ZO, Blue Bird Vision Alternator Cable Routing with Ford Engine

According to our records, we have not received confirmation that the above referenced recall, dated December 6, 2018, has been completed. A copy of Recall R18ZO is attached. Your buses affected by Recall R18ZO are identified by Blue Bird body number and VIN under Section 2 on the enclosed cover sheet.

If this is the first time you received notification of Recall R18ZO, please read the enclosed notification carefully. Recall R18ZO must be completed, as soon as possible. To correct this condition, each affected bus will be inspected per the Recall R18ZO procedures. In the event that the air conditioning bracket and/or the alternator cables are in an incorrect orientation, the components will be adjusted in accordance with the provided instructions and illustrations. If during the inspection process, it is determined that the alternator cable is damaged the alternator cable will be replaced as part of the Recall R18ZO.

Blue Bird will reimburse the labor cost of inspection and potential repairs relating to this recall at no cost to you the Dealer or to the vehicle owner. The standard repair time (SRT) to accomplish the inspection is 0.1 hours. In the event that the inspection and realignment of components is required, the SRT is 0.3 hours. If during the inspection process it is determined that the alternator cable is damaged, the SRT for the inspection, alternator cable replacement, and realignment of components is 0.6 hours.

If you have already had R18ZO performed on your affected buses, please complete and mail the enclosed recall yellow coversheet to us in the enclosed postage paid pink reply envelope so we may update our recall records. Be sure the reply sheet is filled out properly.

Thank you for your prompt attention to this matter.

Sincerely,

Lisa Hancock

Corporate Recall Administrator
Blue Bird Corporation
3920 Arkwright Road, Suite 200 Macon, Georgia 31210
Phone 478.822.2242
lisa.hancock@blue-bird.com

BLUE BIRD BODY COMPANY
3920 Arkwright Road, Suite 200, Macon, GA 31210 – (478) 825-2021



R18ZO

IMPORTANT SAFETY RECALL NOTICE

**NHTSA Recall Number: 18V-783 School Bus
NHTSA Recall Number: 18V-784 Non-School Bus**

DATE: December 6, 2018

SUBJECT: RECALL R18ZO, Blue Bird Vision Alternator Cable Routing with Ford Engine

Dear Blue Bird Owner:

This important safety recall notice applies to your bus(es) identified by both Blue Bird Body Number and Vehicle Identification Number (VIN) on the enclosed pink cover sheet. If you no longer own the subject bus(es), please complete the appropriate section of the pink reply sheet and return to Blue Bird in the enclosed pink postage prepaid envelope.

This notice is sent to you in accordance with the requirements of the National Traffic and Motor Vehicle Safety Act.

Blue Bird Body Company is recalling certain model year 2017-2019 Vision School Buses manufactured from June 11, 2016 through June 17, 2018 and certain model year 2017-2019 Vision Non-School Buses manufactured from August 11, 2016 through April 20, 2018. An issue was found on certain school buses equipped with Ford 6.8L engines. The alternator cables may contact and potentially chafe against the air conditioning support bracket, if equipped, and/or the DCM-to-Toe Box reinforcement channel. This could result in an electrical short in the event that the chafing damages the wire shielding, increasing the risk of a fire.

To correct this condition, each affected bus will be inspected per the Recall R18ZO procedures. In the event that the air conditioning bracket and/or the alternator cables are in an incorrect orientation, the components will be adjusted in accordance with the provided instructions and illustrations. If during the inspection process, it is determined that the alternator cable is damaged the alternator cable will be replaced as part of the Recall R18ZO.

Blue Bird will reimburse the labor cost of inspection and potential repairs relating to this recall at no cost to you the Dealer or to the vehicle owner. The standard repair time (SRT) to accomplish the inspection is 0.1 hours. In the event that the inspection and realignment of components is required, the SRT is 0.3 hours. If during the inspection process it is determined that the alternator cable is damaged, the SRT for the inspection, alternator cable replacement, and realignment of components is 0.6 hours.



BLUE BIRD

Blue Bird Body Company

Page 2

R18ZO

Federal law requires that any vehicle lessor receiving this recall notice must forward a copy of this notice to the lessee within ten days.

If the modifications directed by this notification were performed on your bus prior to the receipt of this recall notification, attach a copy of the work order/invoice. Mail the documents in the pink self-addressed postage prepaid envelope included with the pink reply coversheet to Blue Bird for warranty consideration. Reimbursements will be made in accordance with the requirements of the National Highway Transportation Safety Act, Title 49 Code of Federal Regulations, Parts 573 and 577.

If Blue Bird Body Company should fail to or is unable to remedy this condition without charge to you, you may contact:

**ADMINISTRATOR
NATIONAL HIGHWAY TRAFFIC SAFETY ADMINISTRATION
1200 NEW JERSEY AVENUE, SE
WASHINGTON, D.C. 20590**

Or, you may call The National Highway Traffic Safety Administration toll free at:
1-888-327-4236 TTY 1-800-424-9153 or go to: <http://www.safercar.gov>

Questions regarding this recall campaign should be directed to your local Blue Bird Dealer.

Sincerely,

Lisa Hancock

Corporate Recall Administrator
Blue Bird Corporation
402 Blue Bird Blvd. Fort Valley, Georgia 31030
Phone 478.822.2242
lisa.hancock@blue-bird.com



Alternator Cable Routing Vision With Ford Engine

RECALL

Models Affected: Certain 2017-2019 Visions with Ford 6.8L Engines

ISSUE

On certain 2017-2019 Visions with Ford 6.8L engines the alternator cables may not be routed correctly. The alternator cables may contact and potentially chafe against the air conditioning support bracket “if equipped”, and the DCM-to-Toe Box reinforcement channel.

CORRECTIVE ACTION

Inspect for proper clearance between the alternator cables and the air conditioning support bracket “if equipped”, and the DCM-to-Toe Box reinforcement channel. If required correct routing, per instructions provided below.

PROCEDURE

WARNING: Always follow all Federal, State, Local and Shop safety standards and use proper safety equipment, and thoroughly read and understand all instructions before performing these procedures.

INSPECTION PROCEDURE

1. Park bus on a level surface, apply parking brake, remove ignition key, and chock wheels.
2. Disconnect Batteries: Note when disconnecting the batteries, remove negative cable first.
3. Inspect alternator cable routing per the illustrations on Pages 2 and 3. Insure that alternator cable and bracket for A/C option “if equipped” is oriented as shown on Page 2. Insure no contact with the alternator cables.
4. As a general guide maintain approximately ½ inch clearance gap between alternator cable and bracket for A/C option “if equipped”, and the DCM-to-Toe Box reinforcement channel.

ALTERNATOR CABLE ORENTATION CORRECTION

5. If alternator cable orientation on positive stud requires correction, loosen the stud nut, reorient cable per “RIGHT WAY” illustration Page 2, and torque stud nut to 11-15 ft. lbs.

A/C BRACKET ORENTATION CORRECTION

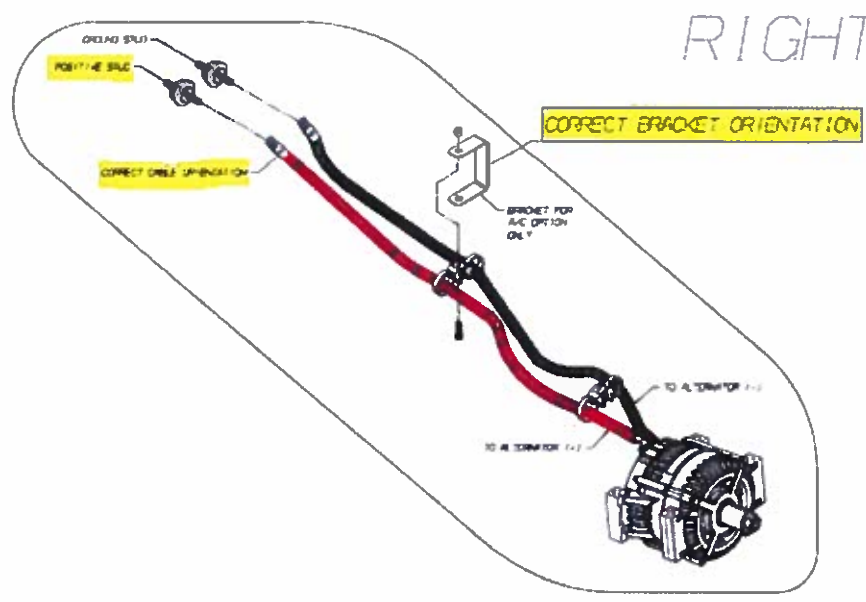
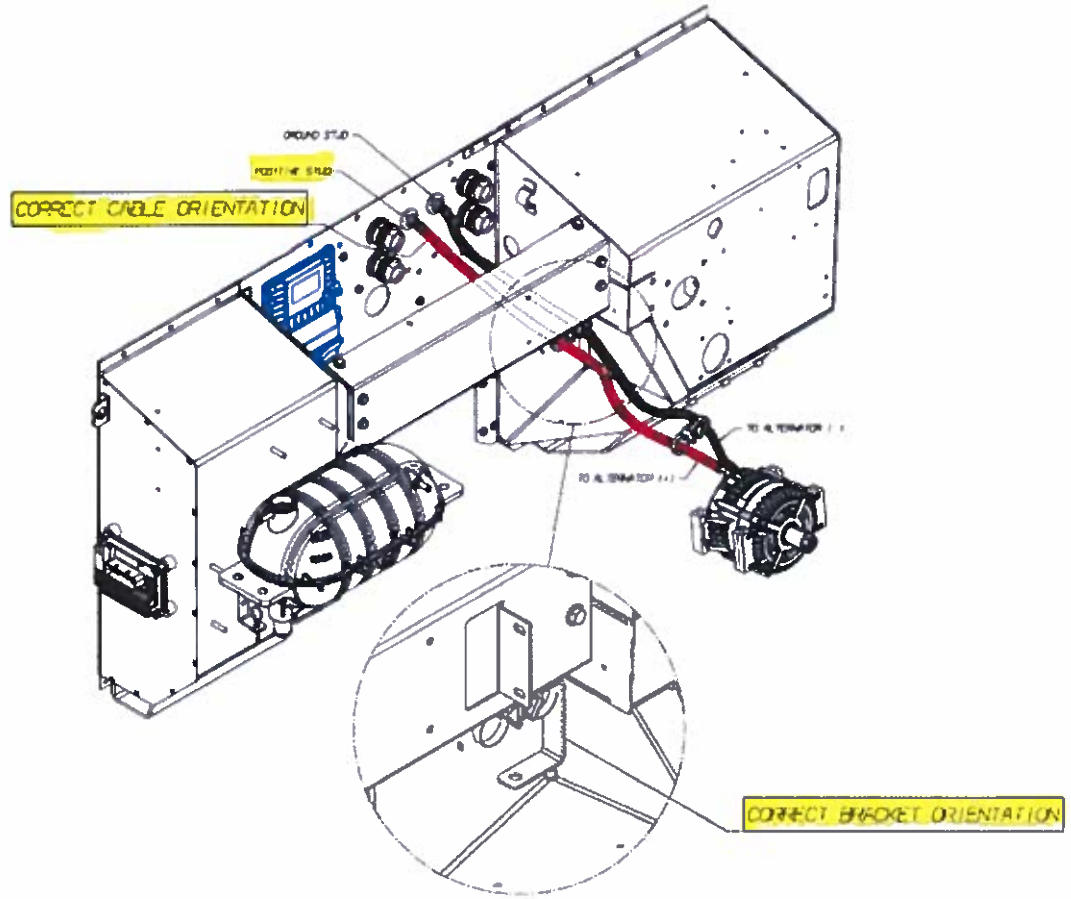
6. If bracket for A/C option orientation requires correction, loosen the attaching nut, reorient bracket per “RIGHT WAY” illustration Page 2, and torque attaching nut to 5-7 ft. lbs.
7. If reorientation in either step 5 or step 6 was required, inspect for any possible damage to the alternator cable. **If any damage is present, contact your local Blue Bird Dealer for replacement alternator cable.**
8. Reconnect batteries by connecting the negative cable last. Return bus to service.

R I 8 Z O
R E C A L L C A M P A I G N



Alternator Cable Routing Vision With Ford Engine

RECALL



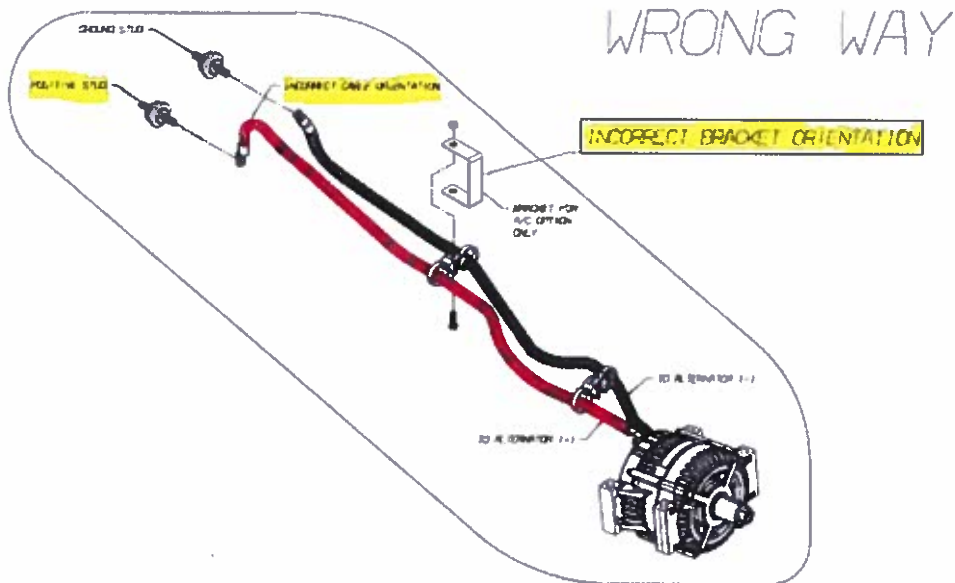
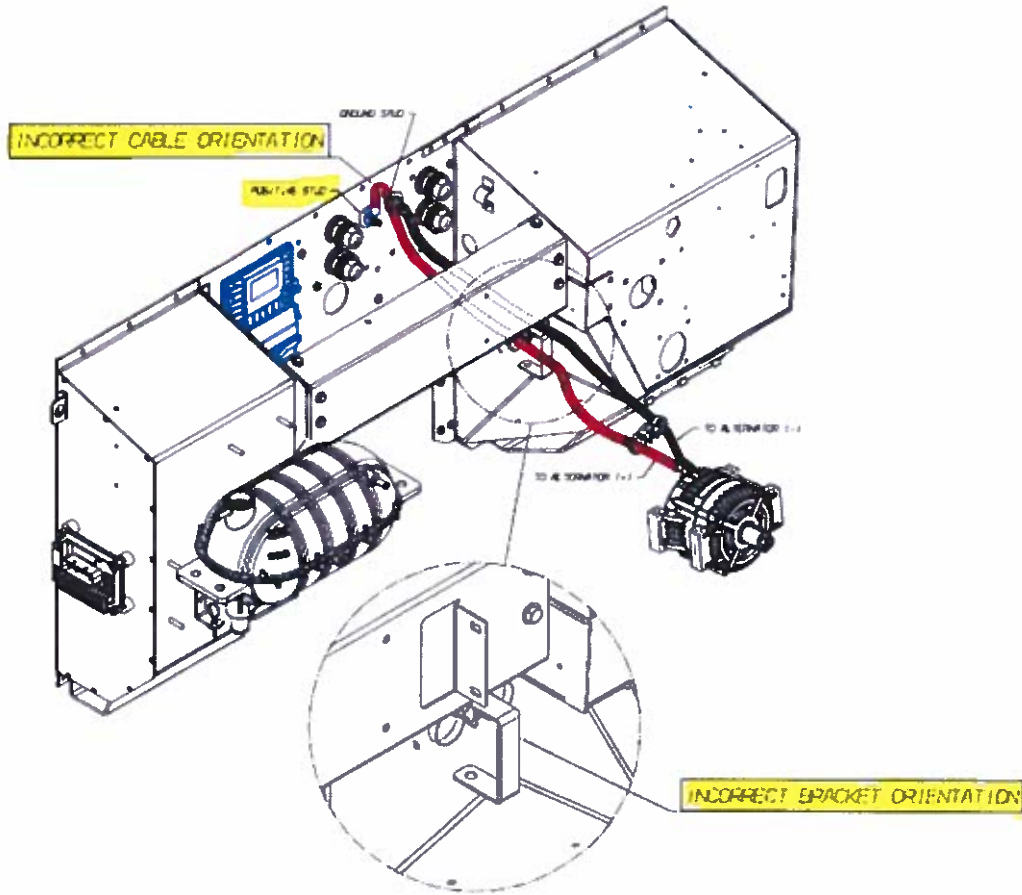
RIGHT WAY

RECALL CAMPAIGN R18Z0



Alternator Cable Routing Vision With Ford Engine

RECALL



R 1 8 Z O
R E C A L L C A M P A I G N