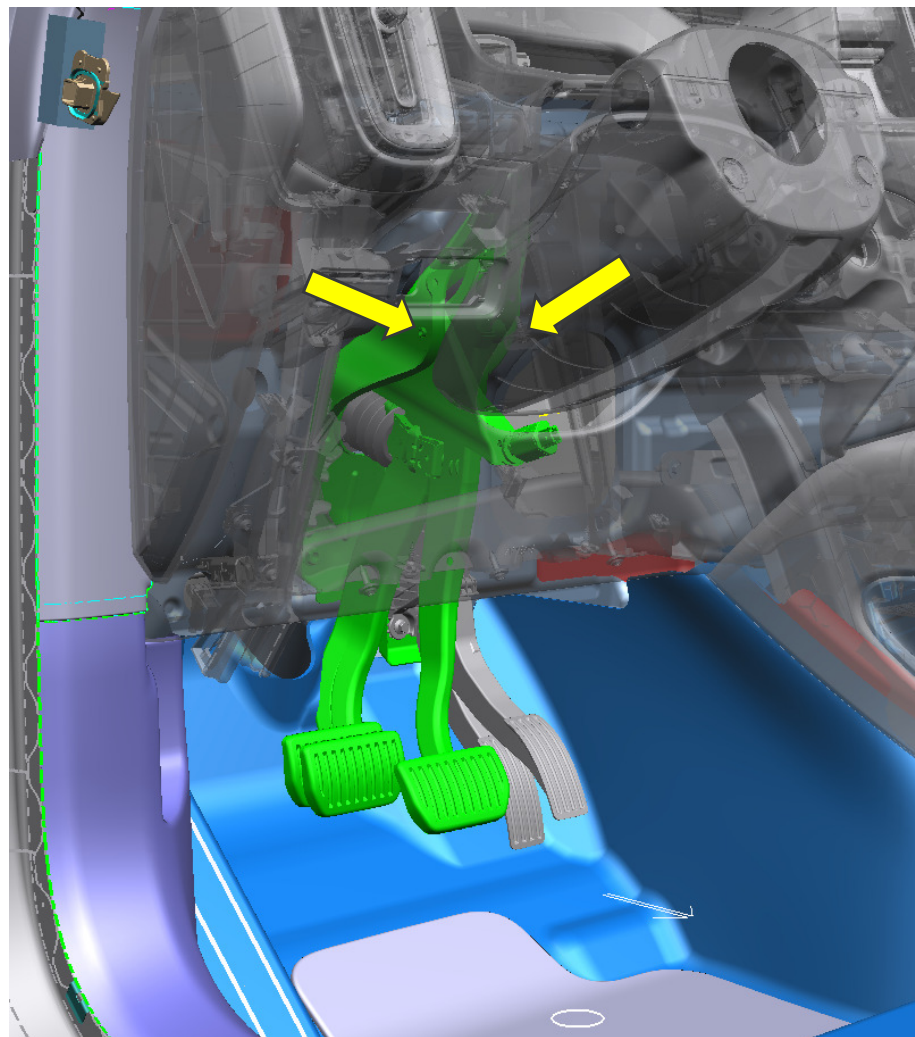


XC40 Brake Pedal rivet check

Orientation view





**Visual inspection  
with mirror**



Steering column pulled up

Looking through the column area Looking into the mirror at rivet




Check whether a solid flange is existing  
on both sides, (1 occasional crack on  
rivets are judged OK)

Check both sides of brake box with mirror for visual inspection

---



- Look at the perimeter for each rivet, both sides.
- Make sure that there is a solid flange all the way around, (An occasional crack is judged OK)
- Look at the inside for a circular shape






Orientation view



OK  
Rivet with 1 crack




Orientation view



OK  
Rivet with 1 crack

NOK





NOK

