



Technical Service Bulletin

Technical Service Bulletin: TSB180107	Released Date: 19-Sep-2018
Safety Campaign #3455 - Remote Start/E-Stop Functional Testing and Repair for Rental Products	

Safety Campaign #3455 - Remote Start/E-Stop Functional Testing and Repair for Rental Products

Warranty Statement

The information in this document authorizes specific changes to the repair practice for failures covered under product warranty coverages.

Contents

Product Affected

Rental products:

- C70D2RE
- C100D2RE
- C150D2RE
- C200D2RE
- C275D2RE
- C60D6R
- C80D6R
- C100D6R
- C150D6R
- C200D6R
- C300D6R

Issue

This TSB is a Safety Campaign to verify that all Remote Start/E-Stop (P/N A056X819 and A052Z669) are working properly and wired correctly. If functionality test fails and wired incorrectly, follow instruction sheet and make necessary corrections.

Verification/Confirmation

1.2 Remote Start functionality test

1.3 Remote E-Stop functionality test.

Customer Communication

Fail Code = JC-RS-MA

Account code: 65

Authorization code: 3455

1 trip allowed

SRTs:

Administrative SRT: 00-902 - Hrs: 0.7

Claim only # 1. If Functionality Test Pass

Claim only # 2. If Functionality Test Fail and needs Repair

Verify the functionality of Remote Start/E-start:

If functionality Test Pass, stop and claim : SRT 99-999 - Hrs .3

Verify the functionality of Remote Start/E-start:

If functionality Test Fails, Repair and claim : SRT 99-999 - Hrs 1.1Included Test, Repair, & Retest

Parts needed for Repair: Heat Shrink P/N: 0898-1337-4 (Qty. 1)

Expiration date: Ongoing until completion of repairs on all affected Units.

Service Instructions

Special instructions on how to complete the repair.

- Wear proper PPE for all task.
- Make sure that only trained and experienced service personnel perform electrical and/or mechanical service.
- Refer to your generator set Service Manual for General Safety Precautions Information.
- Order from MDC - Heat Shrink P/N 0898-1337-04 (Qty. 1)
 - Heat Shrink comes in 4.5 feet rolls
 - Cut heat shrink into 1.5 inch pieces
 - Four pieces of 1.5" needed for each unit
 - Heat shrink roll of 4.5 feet should fix up to 9 generator sets. Retain for future repairs

Service tools required for this repair:

Tools and Parts needed for Functionality Test and Repair

- Heat shrink P/N: 0898-1337-04
- 7mm socket wrench
- Utility Knife
- Heat Gun

Instructions

Step 1: Test and Verify Functionality of Remote Start/E-Stop

1.1 Remote Start Functionality Test

Set the generator set to **Auto Run Mode**. At the Remote Start connection points, close the contacts using a remote start switch, transfer switch, or other device. Once contacts are closed, the controls will automatically start the generator set.

©Cummins Inc.

Remote Starting

NOTICE
Do not apply voltage to the remote start contacts. Generator set control system damage will occur.

The generator set is capable of being remotely started while in Auto mode. This can be done through the use of a remote start switch, transfer switch, or other device. While in Auto mode, the generator set control monitors the status of the remote start contacts on the generator set control panel.

Once the control senses continuity (closed contacts) on the remote start contacts, the control automatically starts the generator set and closes the breaker at the appropriate time.

Once the remote start signal is removed (open contacts), the control automatically opens the main circuit breaker and shuts down the generator set.

NOTICE
The generator set does not shutdown immediately when the remote start signal is removed. It enters a delay-to-stop countdown timer along with entering a cool down cycle, when applicable.

17r00191

Figure 1, Remote Starting

1.2 If generator set cranks or starts, test **PASS**. - Move onto **Remote E-Stop functionality test**. If generator set does not crank or start, test **FAIL**. - Move onto **Step 2 - Repair of incorrect wiring on Remote Start/E-Stop Panel**

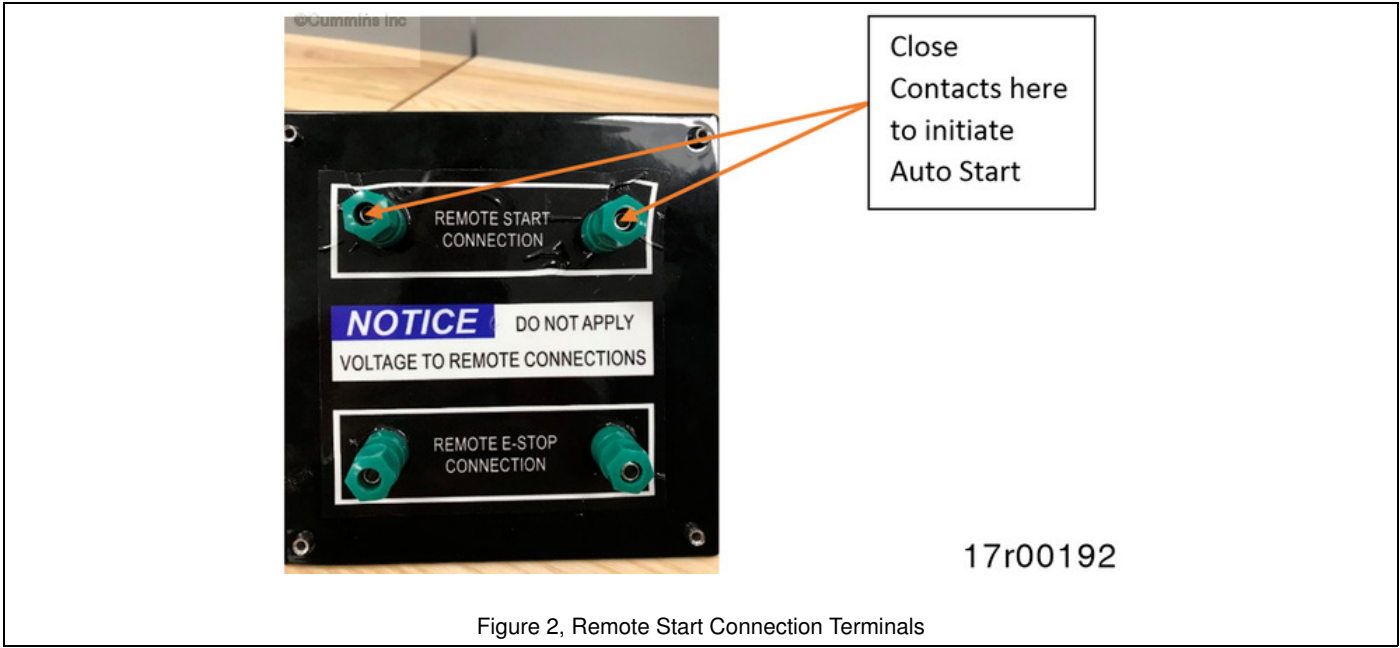


Figure 2, Remote Start Connection Terminals

1.3 Remote E-Stop Functionality Test

Set the generator set to **Manual Run**, then start the generator set. While generator set is running, close the contacts at the Remote E-Stop Connections.

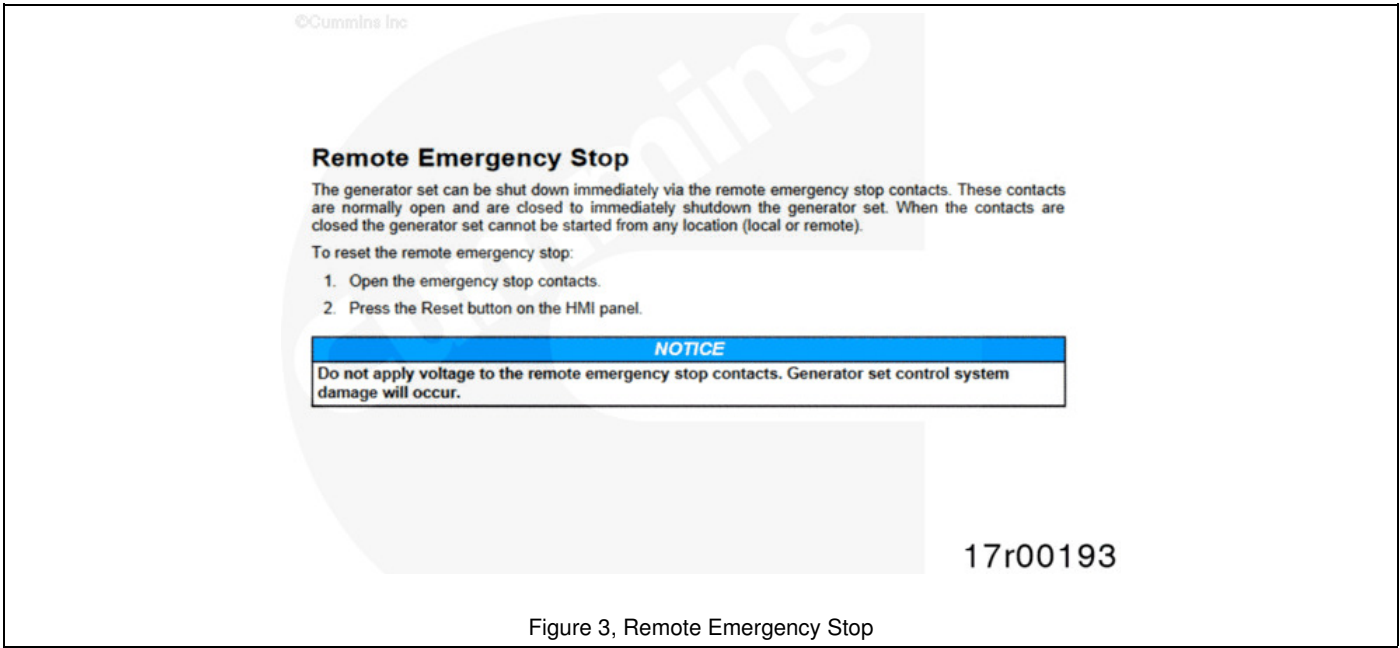


Figure 3, Remote Emergency Stop

1.4 If generator set shuts down, test **PASS**. - Press **Reset** on the controls to clear shut down and reset the generator set - Testing of Remote Start/E-Stop **Complete, No further actions Required**. If generator set does not shut down, test **FAIL**. Move onto **Step 2. Repair of incorrect wiring on Remote Start/E-Stop Panel**

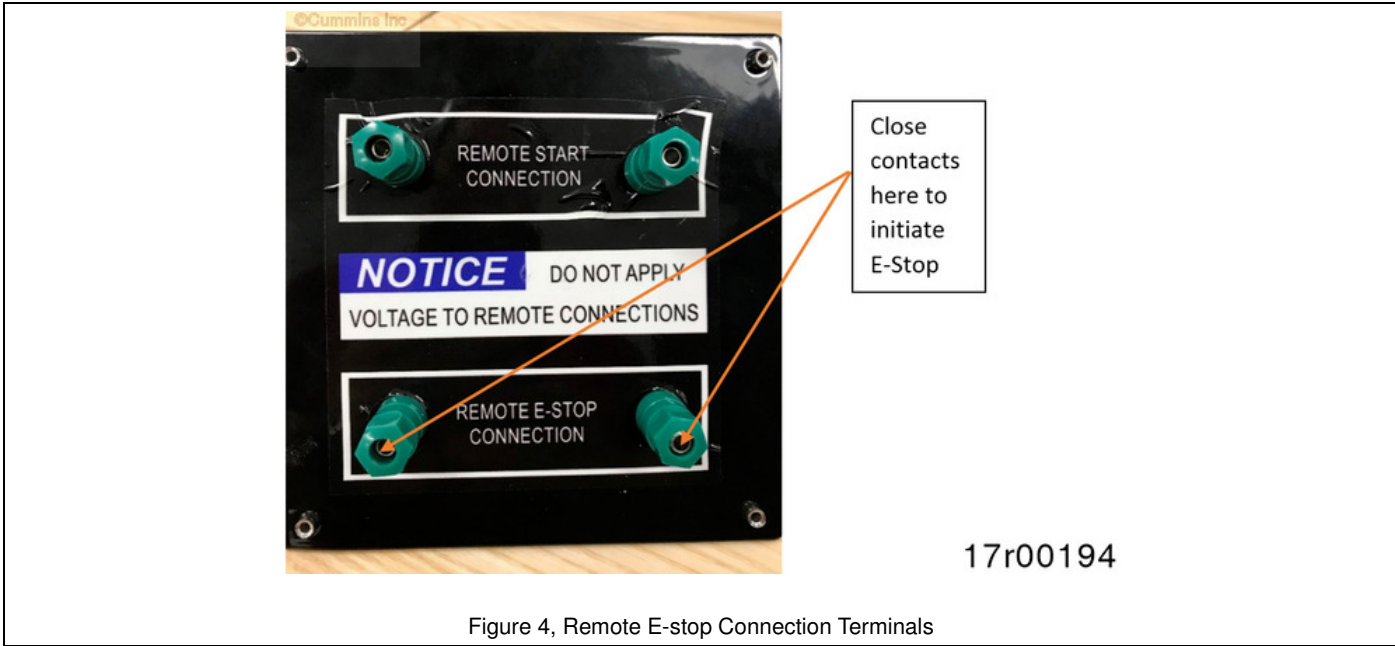


Figure 4, Remote E-stop Connection Terminals

Step 2: Repair of incorrect wiring on Remote Start/E-Stop Panel

2.1 Check the four wire connections on the back of the Remote Start/E-Stop Panel. Insure wire labels are correct (**Wire RS-1 and RS-2** on **top** for the start functionality. Wire **RE-3 and RE-4** on the **bottom** for the emergency stop functionality). If wiring is **correct** and functionality test **failed**, refer to your generator set Service manual for further troubleshooting steps or call your Cummins Care @ 1-800-CUMMINS™ (1-800-286-6467). If wiring is **incorrect**, proceed to next steps for repair.

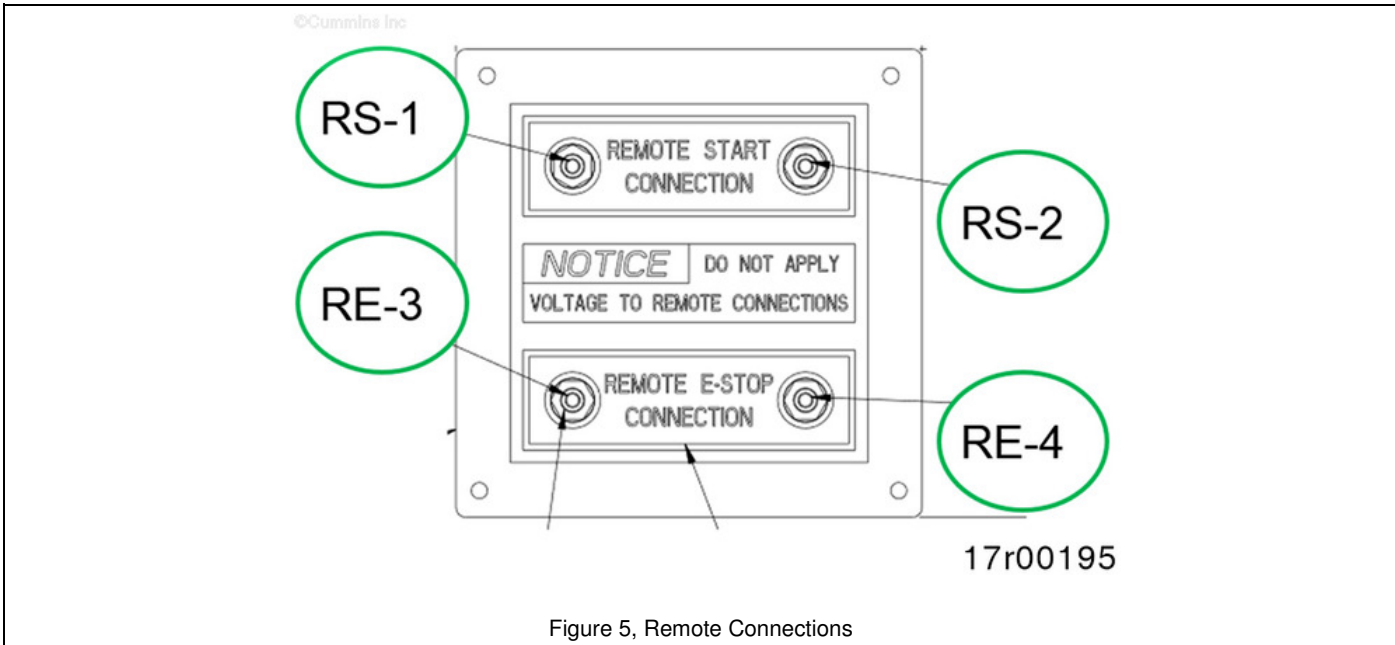


Figure 5, Remote Connections

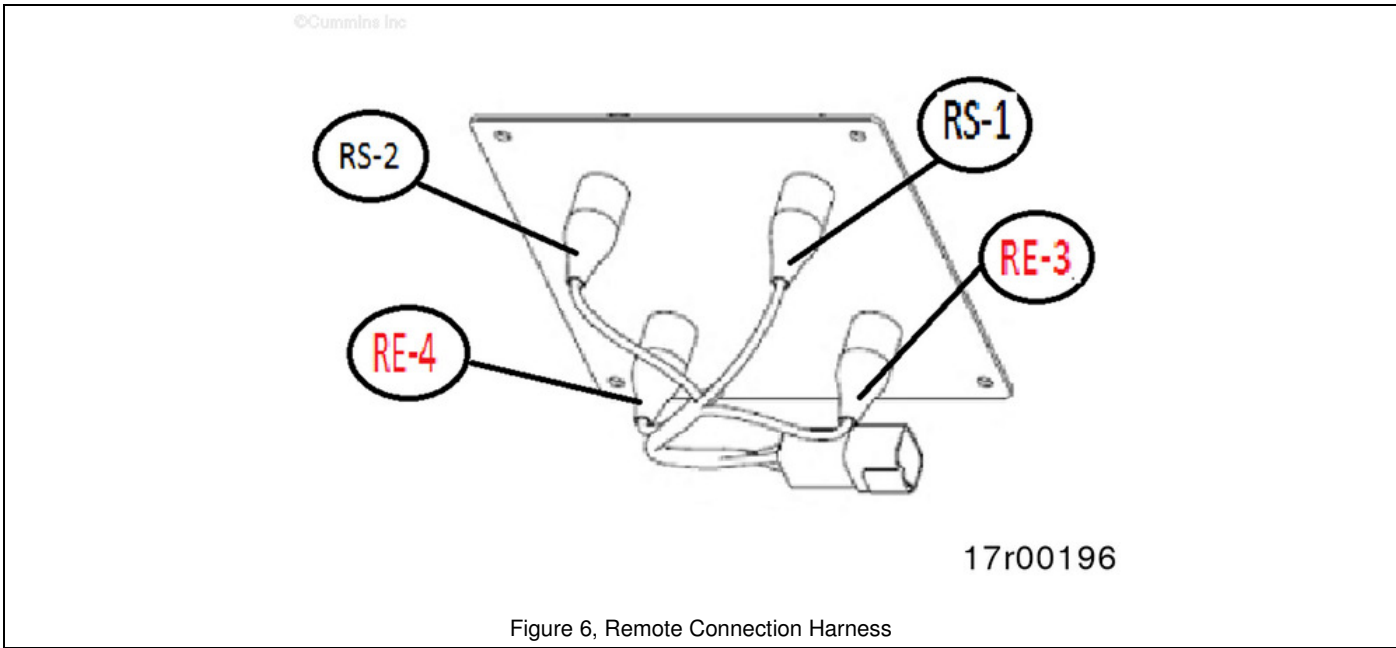


Figure 6, Remote Connection Harness

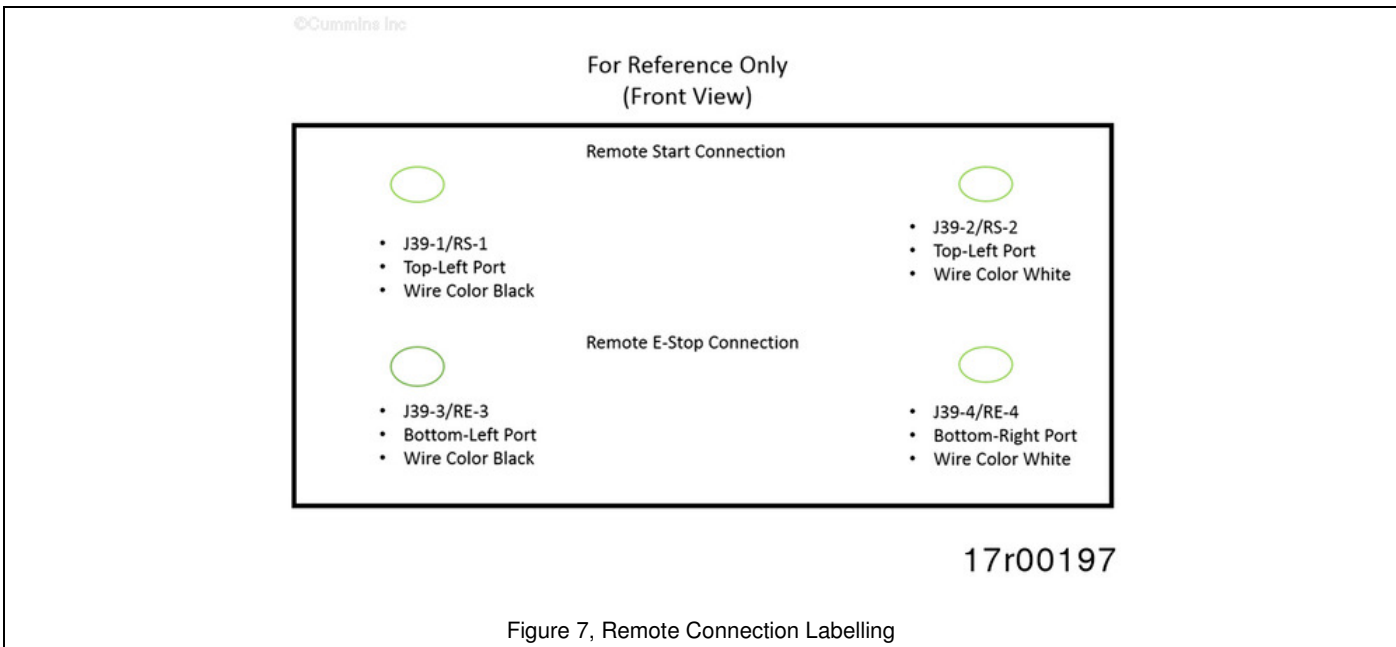


Figure 7, Remote Connection Labelling

2.2 Cut the provided heat shrink (P/N 0898-1337-4) into 1.5 inches (4 pieces).



Figure 8, Heat Shrink Sizes

2.3 Using a utility blade, cut the outer heat shrink from the wires on the back of the panel and remove.

Note : Refrain from cutting inner heat shrink or wire





Figure 9, Heat Shrink Positioning

2.4 Using a 7mm socket wrench, remove 4 nuts securing wire ring connectors.



17r00200

Figure 10, Wire Connector Nuts

2.5 Insert four heat shrinks into each of the wires, then reconnect the wire connections correctly. (Refer to Step 2.1 above) Using a 7mm socket wrench, securely tighten the nuts over the wire ring connectors.



17r00201

Figure 11, Inserted Heat Shrink

2.6 Apply heat using a heat gun or heat source over the heat shrink to secure wire and connection point.

Note : Make sure heat shrink is flush with panel and covers exposed connection point.




Figure 12, Heat Shrink Covering Connectors

2.7 Re-Test Remote Start/E-Stop Functionality

Once the wiring correction is completed, refer back to Step 1: Remote Start/E-Stop functionality Testy and **Re-Test**.

Service Parts Availability

Table 1, Service Parts			
Existing Part Number	Obsolete	Superseded	New Part Number
0898-1337-04	No	No	N/A

Production Status

Table 2, Production Information		
GSN First	Build Date ¹	Plant
G180390067	30-Jul-18	Fridley

¹Engine build date can be found on engine data plate.

Affected Generator Set Serial Numbers

Table 3, Affected Generator Sets						
A160906404	B180318172	D160940483	E160959657	F160969343	F180379970	H160993148
A170134617	B180318173	D160940512	E160959658	F160969969	F180380298	H170222445
A170134618	B180318731	D160940513	E160959659	F160969970	F180380299	H170222446
A170134619	B180318732	D160940514	E160959660	F160970297	F180380300	H170222447
A170137823	B180319790	D160940529	E160959661	F160970298	F180380301	H170222448
A170137824	B180319791	D160943795	E160959662	F160970895	F180380302	H170227578
A170140115	B180321766	D160943796	E160959663	F160971417	F180381575	H170227579
A170140116	B180321767	D160944880	E160960586	F160971418	F180381576	H170227580
A170140117	B180321768	D160945098	E160960587	F160973196	F180381577	H170227581
A170140118	B180321769	D160946570	E160960588	F160973197	F180381602	H170227582
A170140119	B180321770	D160947180	E160960747	F160973198	F180381603	H170227583
A170140120	B180322383	D160947963	E160961329	F160974524	F180381783	H170231494
A170140121	B180324467	D160948004	E160961782	F160974525	F180383810	H170231507
A170141469	B180327447	D160948591	E160963268	F170196425	F180386546	H170231508
A170142448	C160914427	D160949946	E160963613	F170196427	F180386806	H170232568

A170142449	C160914428	D160949947	E160963728	F170196467	G160973199	H170232569
A170144044	C160914429	D160949948	E160963729	F170196472	G160973200	H170235655
A170144045	C160914430	D160949949	E160963730	F170199618	G160973387	H170235656
A170144046	C160917725	D160950062	E160963731	F170199619	G160974526	H170235657
A170144047	C160917726	D160950063	E170182261	F170199620	G160974527	H170237877
A170144048	C160921055	D160950584	E170184821	F170199621	G160974528	H170237878
A170146654	C160921056	D160950585	E170185006	F170199622	G160974529	H170237879
A170146655	C160921057	D160950939	E170185007	F170200565	G160974530	H170237880
A170147202	C160921058	D160950940	E170186284	F170202065	G160974531	I150855392
A170147773	C160921059	D160952258	E170186285	F170202168	G160976876	I150855393
A170147774	C160921060	D160953411	E170186950	F170202169	G160976877	I150855394
A170147775	C170157217	D170171083	E170186978	F170202170	G160976878	I160100006
A170147776	C170158652	D170171084	E170186992	F170202940	G160976879	I160100089
A170147777	C170158653	D170171085	E170186993	F170202941	G160976880	I160100192
A170149677	C170158654	D170172212	E170188160	F170202942	G160976882	I160100193
A170149678	C170158655	D170172213	E170188161	F170202943	G160976883	I160104411
A180287414	C170158656	D170172214	E170188478	F170202944	G160977393	I160976932
A180288358	C170158657	D170172215	E170188919	F170202945	G160977394	I160994665
A180292960	C170158658	D170175914	E170189214	F170202946	G160977395	I160994926
A180298476	C170158659	D170176471	E170190372	F170202947	G160977420	I160999378
A180298477	C170158660	D170176842	E170190373	F170202948	G160977424	I160999379
A180298478	C170158661	D170176843	E170190374	F170202949	G160977425	I170229858
A180298480	C170158662	D170176851	E170190375	F170206057	G160977426	I170230019
A180298481	C170158663	D170176872	E170190376	F170206058	G160977733	I170239242
A180298482	C170158664	D170177406	E170190377	F170206059	G160977734	I170245700
A180298663	C170158665	D170177407	E170190378	F170206060	G160977735	I170247930
A180298664	C170158666	D170177565	E170190379	F170206061	G160977736	J150883544
A180298665	C170158667	D170180334	E170190380	F170206062	G160977737	J160100008
A180300443	C170163170	D170180335	E170190381	F170206063	G160978644	J160105936
A180300973	C170165940	D170180336	E170190382	F170206064	G160979794	J160105937
A180301209	C170165941	D170180930	E170196426	F170206065	G160979795	J160107844
A180301249	C170165942	D170180965	E180357326	F170206066	G160979796	J160109378
A180301250	C170165943	D170180966	E180357327	F170206067	G160980845	J160109379
A180301268	C170165944	D170182090	E180357719	F170206068	G160980846	J160110875
A180301298	C170165945	D170182123	E180357720	F170206069	G160981430	J160110876
A180306655	C170165946	D170182259	E180357721	F180369121	G160981431	J160115637
A180307157	C170165947	D170182260	E180357881	F180369727	G170207343	J160115638
A180307211	C170165948	D170182888	E180357885	F180369728	G170211447	J170257644
A180307212	C170168778	D170185009	E180358120	F180370939	G170214429	J170259097
A180307213	C170168937	D170185020	E180358121	F180370940	G170214430	J170259098
A180307224	C170168938	D180322141	E180358122	F180371000	G170214431	K160114774
A180307780	C170168939	D180345983	E180358322	F180372515	G170214432	K160115639
A180307781	C170168940	D180346105	E180358323	F180372516	G170215244	K160115891
A180310719	C170168972	D180346106	E180359963	F180372517	G170215245	K160116823
A180310741	C170168973	D180346107	E180360114	F180372653	G170217700	K160117618
A180311047	C170168974	D180347932	E180360308	F180372734	G170217701	K160117767
A180311216	C170169355	D180348275	E180360309	F180373166	G170217702	K160121349
A180311217	C180327309	D180348276	E180360343	F180373167	G170217703	K160121350
A180313643	C180327919	D180348278	E180360471	F180373168	G170217849	K160125484

A180313644	C180328322	D180348279	E180360472	F180373277	G170217864	K160125485
A180316108	C180328443	D180348691	E180360473	F180373278	G170217865	K160991347
B160914422	C180329085	D180348692	E180360474	F180373303	G170217884	K170262111
B160914423	C180329403	D180348715	E180360675	F180373304	G170220724	K170262112
B160914424	C180329404	D180348860	E180360718	F180373392	G170220725	K170262113
B160914425	C180329479	D180348861	E180360719	F180373393	G170220726	K170262114
B160914426	C180331562	D180348998	E180360720	F180373570	G170220727	K170262115
B160917669	C180331903	D180348999	E180360725	F180373571	G170221903	K170262116
B160917724	C180331904	D180350622	E180361152	F180373572	G170221904	K170262117
B160920960	C180331905	D180350643	E180361153	F180373573	G170221906	K170262118
B170149679	C180331906	D180350927	E180361166	F180373574	G170222435	K170262119
B170149680	C180332519	D180350943	E180361193	F180373843	G180384946	K170262120
B170151412	C180332520	D180351228	E180361194	F180373861	H160959254	K170262121
B170151413	C180332790	D180351229	E180361195	F180373862	H160980847	K170262122
B170151414	C180333864	D180351493	E180361234	F180373863	H160980848	K170262123
B170151415	C180335467	D180351495	E180361253	F180374054	H160980849	K170262124
B170152132	C180335468	D180351622	E180363667	F180374055	H160980850	K170273554
B170152133	C180336019	D180351652	E180363668	F180374056	H160981854	K170279336
B170152134	C180336020	D180351653	E180363669	F180374057	H160981855	L150906308
B170152135	C180336131	D180352858	E180363905	F180374288	H160981856	L160125486
B170152136	C180336132	D180352859	E180364314	F180374289	H160981857	L160125628
B170153810	C180336220	D180353463	E180364315	F180374463	H160981862	L160125629
B170153811	C180336221	D180353590	E180364316	F180374464	H160981863	L160125630
B170154343	C180336365	D180353591	E180366145	F180374470	H160981924	L160128684
B170154344	C180336366	D180353592	E180366146	F180374471	H160981925	L160128685
B170154345	C180336449	D180353593	E180366147	F180374472	H160981926	L160128686
B170155450	C180336770	D180353594	E180366148	F180375673	H160981927	L160128687
B170155495	C180336804	D180353833	E180366480	F180375674	H160981928	L160133928
B170155496	C180336805	D180353834	E180366481	F180375675	H160985710	L160133929
B170155590	C180337982	D180353835	E180366526	F180375676	H160985711	L160133930
B170155993	C180338911	D180353953	E180366528	F180376102	H160987854	L160133931
B170155994	C180338912	D180353954	E180366607	F180376145	H160987855	L170265865
B170156643	C180338913	D180353955	E180368261	F180376148	H160987856	L170265866
B170156644	C180339323	D180354191	E180368262	F180376149	H160987857	L170265867
B170157149	C180339394	D180354305	E180368942	F180376634	H160987858	L170265868
B170157150	C180339691	D180354306	E180368943	F180377906	H160988358	L170265869
B170157151	C180339692	D180354711	E180368944	F180377907	H160988952	L170265870
B170157212	C180339753	D180354712	E180368945	F180377908	H160988953	L170265871
B170157213	C180339754	D180354713	E180369729	F180377909	H160988954	L170265872
B170157214	C180341659	D180357648	E180369761	F180377910	H160988955	L170265873
B170157215	C180341719	E160953039	E180369762	F180378473	H160989447	L170265874
B170157216	C180341907	E160953412	E180370899	F180378493	H160989448	L170265875
B170158571	C180341908	E160955022	F160963732	F180378494	H160989942	L170266008
B170159240	C180342294	E160955023	F160963733	F180378495	H160989943	L170266009
B170159259	C180342404	E160955524	F160963766	F180378497	H160990892	L170266010
B170159261	C180342405	E160955525	F160963767	F180378997	H160990893	L170288306
B180313742	C180345016	E160955526	F160964629	F180378998	H160990894	L170292409
B180313923	C180345224	E160956681	F160964627	F180379109	H160991346	L170292410
B180316609	C180345225	E160957601	F160964628	F180379110	H160992155	L170292421

B180316645	C180345655	E160957602	F160966429	F180379112	H160992156	L170292422
B180316728	C180345664	E160959252	F160969339	F180379310	H160992157	
B180316900	C180345901	E160959253	F160969340	F180379312	H160992158	
B180316901	C180345902	E160959655	F160969341	F180379417	H160992159	
B180316902	D160940482	E160959656	F160969342	F180379418	H160992836	

Document History

Date	Details
2018-8-13	Module Created

Last Modified: 19-Sep-2018
