

Ferrari North America, Inc.

October 2017

Dear Ferrari Dealer:



Ferrari has decided that a defect which relates to motor vehicle safety exists in certain Model Year 2009-2011 Ferrari California and Model Year 2010-2011 458 Italia vehicles equipped with a passenger-side front air bag manufactured and supplied by Takata Corporation. We want to assure you that our clients' safety is our priority, and we are committed to correcting this condition in their vehicles.

Takata has reported that the passenger side front air bag inflator could potentially rupture in vehicles involved in an incident in which the frontal airbags deploy. This risk is due to propellant degradation which may occur after long-term exposure to high temperatures, high absolute humidity and high temperature cycling causing the inflator to rupture in deployment, which may result in serious injury or death to vehicle occupants.

Ferrari is now able to provide a "FINAL REMEDY" repair to the above referenced vehicles and will no longer be permitting the use of "like-for-like" passenger side airbag replacements.

IMPORTANT

The National Highway Traffic Safety Administration (NHTSA) and the impacted vehicle manufacturers, including Ferrari, are prioritizing Takata air bag repairs to ensure that vehicles with air bags that pose a higher risk to safety are fixed first while simultaneously working to ensure that parts are available to repair every affected vehicle as quickly as possible.

NHTSA has decided to prioritize the recall based on three geographical zones.

Zone A States are: Alabama, California, Florida, Georgia, Hawaii, Louisiana, Mississippi, South Carolina, Texas, Puerto Rico, American Samoa, Guam, the Northern Mariana Islands (Saipan), and the U.S. Virgin Islands

Zone B States are: Arizona, Arkansas, Delaware, District of Columbia, Illinois, Indiana, Kansas, Kentucky, Maryland, Missouri, Nebraska, Nevada, New Jersey, New Mexico, North Carolina, Ohio, Oklahoma, Pennsylvania, Tennessee, Virginia, and West Virginia,

Zone C States are: Alaska, Colorado, Connecticut, Idaho, Iowa, Maine, Massachusetts, Michigan, Minnesota, Montana, New Hampshire, New York, North Dakota, Oregon, Rhode Island, South Dakota, Utah, Vermont, Washington, Wisconsin, and Wyoming

Customers in Zone A that have **not** had Recall 60 (i.e., the 'like-for-like' repair) performed will be the first to have this recall performed. Ferrari will notify the Zone A owners with a letter indicating that the parts are available, and will replace the passenger side air bag module, free of charge.

Please note that this is the FINAL REMEDY version of the passenger frontal airbag for these models.



Owners may contact Ferrari North America at (201) 816-2668. Ferrari's number for this recall is 60.

It is a violation of Federal law for a dealer to deliver a new motor vehicle covered by this notification under a sale or lease until the defect is remedied.

An initial supply of the final remedy airbags will be sent to you by the FNA Parts Department. You must however order the necessary brackets and hardware required for each vehicle. Any additional airbags required can be ordered directly from the FNA Parts Department.

Upon transmittal of the repair under the normal warranty system, we will reimburse you for the labor necessary to carry out this campaign.

Technical Department
Ferrari North America, Inc.



SECOND NOTICE - URGENT SAFETY RECALL

This notice applies to your vehicle (VIN: ZFFXXXXXXXXXXXXXXXXX).

RC 60 / NHTSA 16V-341

Dear [Mr. John Doe],

This notice is sent to you in accordance with the National Traffic and Motor Vehicle Safety Act.

Ferrari has decided that a defect which relates to motor vehicle safety exists in certain Model Year 2009-2011 California and Model Year 2010-2011 458 Italia vehicles equipped with a passenger-side front airbag manufactured and supplied by Takata Corporation. We want to assure you that your safety is our priority, and we are committed to correcting this condition in your vehicle.

Takata has reported that the passenger side front airbag could potentially rupture in vehicles involved in an incident in which the frontal airbags deploy. This risk is due to propellant degradation which may occur after long-term exposure to high temperatures, high absolute humidity and high temperature cycling causing the inflator to rupture in deployment. Metal fragments may pass through the airbag striking vehicle occupants, leading to serious injury or death.

Our records show that your vehicle has not yet received the free repair.

IMPORTANT – CONTACT YOUR DEALER TODAY

The National Highway Traffic Safety Administration (NHTSA) and the impacted vehicle manufacturers, including Ferrari, are prioritizing Takata airbag repairs to ensure that vehicles with airbags that pose a higher risk to safety are fixed first while simultaneously working to ensure that parts are available to repair every affected vehicle as quickly as possible. Based on NHTSA's criteria, your vehicle has been selected for this recall.

Final replacement airbags are now available in your area. Please make an appointment with your nearest dealer to have the FREE repair performed on your vehicle.

Ferrari will repair your vehicle free of charge. The repair involves replacing the Passenger Frontal Airbag Module. Please contact your Ferrari dealer at that time and make an appointment to have this repair performed. The time needed for this repair is estimated to be between 2 and 5 hours depending on the model; however, your dealer may need to keep your vehicle for a longer period of time. Please be prepared to leave your vehicle with your dealer for at least a full day.

Please also note that only the passenger frontal airbag is affected by this recall. The driver's frontal airbag is unaffected.

If you have any questions or concerns that your dealer is unable to resolve, please contact Ferrari North America, Inc. at +1(201) 816-2668 or NHTSA at +1(888) 327-4236.

Thank you for your attention to this important matter.

Technical Department
Ferrari North America, Inc.

PLEASE NOTE: Federal law requires that any vehicle lessor receiving this recall notice must forward a copy of this notice to the lessee by First Class Mail within ten business days.



U.S.A. RECALL CAMPAIGN NO. 60



458
ITALIA

Model Years 2010 - 2011

Ferrari
California

Model Years 2009 - 2011

Takata Passenger Frontal Air Bag

RECALL CAMPAIGN OVERVIEW

- INTRODUCTION:** Ferrari 458Italia and Ferrari California Vehicles
- SUBJECT:** Recall Campaign No. 60
- VEHICLES:** Ferrari 458Italia, MY 2010 - 2011
Ferrari California, MY 2009 - 2011
(see ModisCS for VINs involved)
- CONDITION:** These vehicles are equipped with air bag inflators assembled as part of the passenger frontal air bag modules, used as original equipment or replacement equipment. In the event of a crash necessitating passenger frontal air bag deployment, these inflators may rupture due to propellant degradation occurring after long-term exposure to absolute humidity and temperature cycling. An inflator rupture may result in metal fragments striking the vehicle occupants resulting in serious injury or death.
- REMEDY:** Ferrari will repair the vehicle free of charge. The repair involves replacing the Passenger Air Bag Module. This repair takes approximately 2 to 5 hours to complete depending on the model.



RECALL CAMPAIGN OVERVIEW (cont.)

PARTS INVOLVED: The parts necessary to implement the RECALL CAMPAIGN are described herein and an initial supply will be provided to you directly from FNA. After which you will need to order any additional airbags you require.

- Passenger Air Bag Module P/N **70004993** Qty. 1
- California Airbag mounting bracket P/N **761617** Qty. 1
- 458 Italia Airbag Mounting Bracket P/N **802804** Qty. 1
- Hardware requiring replacement 458 and California:
 - Washer P/N 012643701 Qty. 4
 - Screw P/N 010902028 Qty. 4
 - Nut P/N 000102741 Qty. 4
 - Washer P/N 012643701 Qty. 4

Update the CRM customer database on the ModisCS website accordingly as soon as you receive any notification regarding the status of the vehicle (e.g., change of ownership, scrapping, etc.).

Services under warranty

Ferrari California Vehicles

- › Campaign number 60
- › Cost code 24
- › Malfunction code..... 49.7.00.001
- › Problem code01
- › Operation code 49.0.90.308.0
- › Time allowance 5.00 Hours



RECALL CAMPAIGN OVERVIEW (cont.)

458 Italia vehicles

› Campaign number	60
› Cost code	24
› Malfunction code.....	42.7.00.001
› Problem code	01
› Operation code	42.0.90.308.1
› Time allowance	1.35 Hours

REIMBURSEMENT: Upon receipt of a warranty claim via ModisCS

RED ONLINE: Red Online (ROL) is required



U.S.A. RECALL CAMPAIGN No. 60



**458
ITALIA**

Model Years 2009 - 2011

Ferrari
California

Model Years 2010 - 2011

Takata Passenger Frontal Air Bag and Brackets

TECHNICAL INSTRUCTIONS

Please read all instructions before performing this campaign.

The procedure required for this RECALL CAMPAIGN consists in replacing the **Passenger Side Air Bag module** .

- IMPORTANT -

After completing the necessary procedure, an ROL must be opened with the description “Information for Factory”, specifying the defective component part number (7.00.001), the defect code (001 _ update), and attaching the photographic documentation requested in the “Passenger side airbag module replacement traceability form” included in this booklet, which must be completely filled out and also attached to the ROL.



- IMPORTANT -

- Use safety goggles when handling un-deployed Airbag modules.
- Always set the airbag module down with the bag deployment side facing upwards.
- NEVER place anything on the bag deployment side of the airbag module.
- Always handle the airbag module with the bag deployment side away from the body.

The RECALL CAMPAIGN procedure described herein must be performed precisely as indicated by the following instructions:

- IMPORTANT -

DO NOT damage the packaging of the new replacement airbag since it must be reused to hold the airbag that has been removed from the vehicle.

- IMPORTANT -

The fixing nuts of the passenger airbag module to the dashboard and the fixing screws and washers of the relative retention bracket to the airbag itself, must be replaced and installed as they were originally; see the relative table in the Parts Catalog.


- IMPORTANT -

Protect the steering wheel adequately during the procedures to remove trim elements described as follows.



1 Replacing the passenger side airbag module

- 1.1 Remove the label with the airbag identification details, shown in Fig. 1, from the new airbag and affix it in the relative space in a printout of the “Passenger side airbag module replacement traceability form”, included in this booklet.



- 1.2 Disconnect the battery (as described in paragraph F2.01 of the Workshop Manual).
- 1.3 Remove the passenger side airbag module (as described in paragraph F4.02 step 3 of the 458 Italia Workshop Manual).

NOTE: For the **Ferrari California** model, the updated procedure is available from the July 2016 update of the Technical Documentation.

- IMPORTANT -

The nuts that fasten the passenger airbag module to the dashboard trim and the screws and washers that fasten the retainer bracket to the airbag must be replaced and installed as they were originally; see the relative table in the Spare Parts Catalog.



- 1.4 The installation of the new airbag module **P/N 70004993** requires the use of a special bracket to mount the airbag to the dashboard. See the Overview section of this booklet for the bracket part numbers as well as the hardware part numbers.

The new component is marked with a specific label bearing the phrase "PAB-FER-F164 SP" on the packaging, as seen in Fig. 1.



Fig. 1

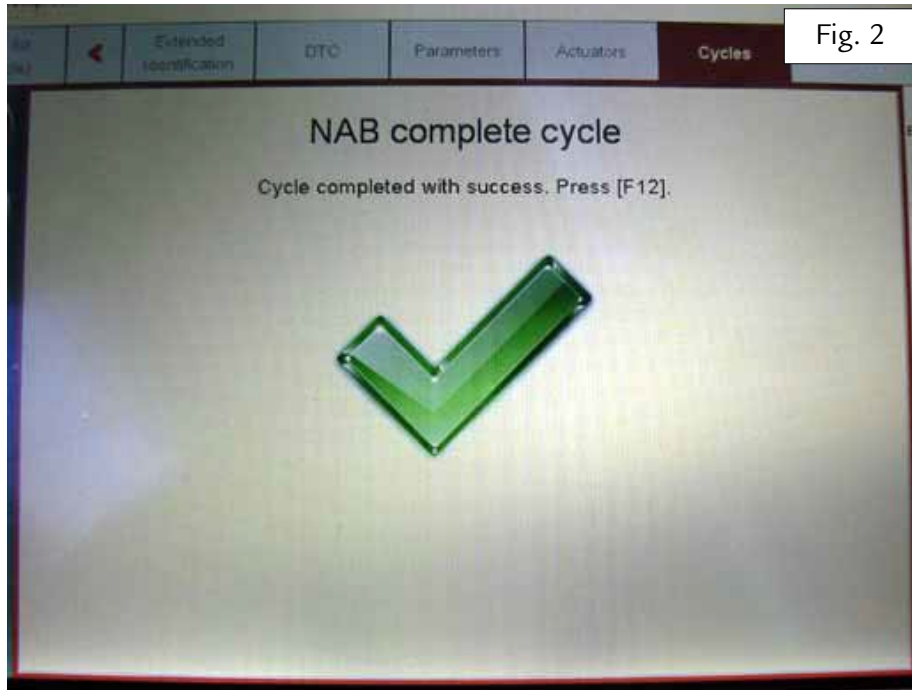
Install the NEW passenger side airbag module and bracket (as described in paragraph F4.02 step 3 of the 458 Italia Workshop Manual).

NOTE: For the **Ferrari California** model, the updated procedure is available from the July 2016 update of the Technical Documentation.

- IMPORTANT -

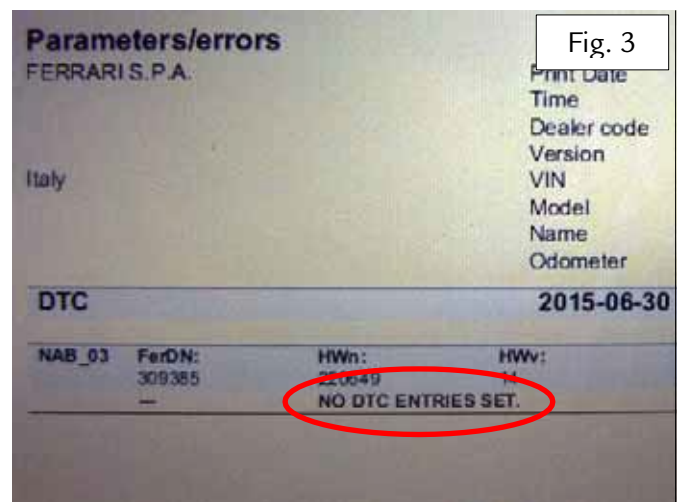
The airbag module fastener screws must be tightened with a calibrated and certified torque wrench to the torque specified in the relative chapter of the Workshop Manual.

- 1.5 Reconnect the battery (as described in paragraph F2.01 of the Workshop Manual).
- 1.6 Turn the ignition switch to **KEY-ON** and check that there are no indicator lamps or warnings relative to the airbag or any other systems on the instrument cluster.
- 1.7 Connect the DEIS diagnostic tester to the diagnostic socket in the vehicle and perform the airbag control unit cycle **10 NAB Complete Cycle**.
- 1.8 Ensure that the cycle is completed successfully – Fig. 2.



1.9 Access the “DTC” area of the DEIS Tester relative to the “NAB” airbag ECU, select “Save”, “Preview” and “Print” in the sequence given and check that there are no active errors in the ECU memory – Fig. 3.

Note: If any errors are stored, open an ROL with the description “Technical Support”, attaching the file generated.



1.10 At the end of the procedure, perform a **SCAN OUT** with the DEIS tester.

1.11 Complete the form “**Passenger side airbag module replacement traceability form**”, included in this booklet, in full, and attach it to the ROL with the description “Information for factory”.



2 Guidelines for returning replaced airbag modules

- 2.1 Replaced airbag modules and UN-USED “Like-for-Like” airbag modules will be collected from your premises by Takata or by personnel appointed by Takata. The guidelines which must be observed for correctly returning these components are given below:
- 2.2 The dealer must contact Takata by writing to the e-mail address Logistics.Business-Services@eu.takata.com, or by calling the Call Center (phone number: +49 (0)6021 65 2222), providing the general details and information necessary for collection of the components.
- 2.3 Takata/the courier will prepare the necessary shipping documents.
- 2.4 The Takata center sends the ADR document (document for the transport of dangerous goods) to the dealer, which will then be handed to the shipping company together with the goods. ***Do Not Sign the ADR document unless you are officially certified to ship dangerous goods and have the required 24 hour hotline.***
- 2.5 The dealer must ensure that the packaging containing the replaced airbag module is sealed correctly (use the same packaging in which the replacement airbag module was received).

- IMPORTANT -

DO NOT damage the packaging of the new replacement airbag, as it must be reused to ship the airbag removed from the vehicle.

- IMPORTANT -

DO NOT rip or tear off the labeling on the container.

Passenger side airbag module replacement traceability form



Model	Updated on
<i>458</i> ITALIA <small>FERRARI</small> <i>California</i>	October 2017

Once the passenger side airbag module has been replaced, as indicated in Recall Campaign No. 60A, you are required to complete this form in full, taking and attaching the photograph as requested, to ensure that the Ferrari database is kept correctly up to date.

Customer: _____

Chassis number: _____

Date: _____

Km/mi: _____

NOTES: _____

NEW PASSENGER SIDE AIRBAG MODULE ID LABEL
(affix the label in the space below)

Take a photograph of the ID label on the replaced passenger side airbag **module and attach it to the ROL.**

After fully completing this form, attach it to the ROL together with the photographic documentation.

Task performed by (Dealer): _____

Technical Manager:

Name: _____
(block letters)

Surname: _____
(block letters)

Company stamp

Signature

Date: _____