






Identify Process Owner:
Warranty, Product Engineering

Document Control Administrator:
Quality Department

1.0	<p align="center">Field Repair Work Instruction Modify "Hopkins" Electronic Taillight Converter Harness (1/2 hour labor allowance @ \$68/hr. + \$5 applicable shop supplies)</p>	
2.0	<p>STEP 1: Locate the converter module Part is a small black plastic module with "Hopkins Electronic Taillight Converter" marked on one side. Converter will be hard wired into the taillight harness, and is identifiable with a hiker plug attached at one end. Typical location will be on the Van Body's subframe, aft axle on the driver's side</p> 	 <p>General location of taillight converter</p>
3.0	<p>STEP 2: Modification</p> <ol style="list-style-type: none"> Remove wire tie to allow Converter with Hiker plug to be lowered for access Using wire cutters, cut <i>individually</i> all five (5) harness wires approximately 2 inches from end of converter, remove and save converter Install heat sealable butt connectors (size 14-16 - Blue) onto all five (5) cut wires of the harness. Crimp the connector to the wire using the crimping component of the wire crimping tool (tug on wire to ensure a tight fit). Using a heat gun, apply heat to the connector until glue secretes from the connector around the wire – repeat on all wires Using a heat gun, apply heat to the end of the connector and crimp end Flat or Closed – repeat on all wires Wrap all wires with electrical tape and re-secure harness with a wire tie to underside of body Re-secure harness with wire ties to original location Confirm that Lights are operational and compliant to FMVSS-108. 	 
4.0	<p>STEP 3: Return Old Harness In order to be reimbursed for the work, the removed harness must be returned. Ensure that the removed part is identified with the Morgan Van Body Serial #.</p> <p align="center"> UPS ACCT# 440307 REF: RGA # 222715x1 Grote Industries LLC ATTN: Delmar Sattlewhite 2600 Lanier Drive Madison, IN 47250 PH 812-273-8698</p>	

Issue Date:

Revision Date: