



August ●, 2018

## IMPORTANT SAFETY RECALL NOTICE

NAME OF CUSTOMER  
ADDRESS

Attention: INSERT NAME OF CONTACT

Re: Defect Notice by Manac Inc. ("Manac")  
Certain Manac Flatbed and Dropdeck Models – Lashing Chains related Defect

---

This notice is sent to you in accordance with the requirements of the National Traffic and Motor Vehicle Safety Act. Manac has decided that a defect which relates to motor vehicle safety exists certain Manac steel flatbed and dropdeck semi-trailers, all of which were manufactured in St-Georges, Quebec (Canada) (the "Affected Units") from September 20, 2012 to May 14, 2017.

### **! I M P O R T A N T !**

- Your flatbeds and/or dropdeck with lashing chains are being recalled
- You should contact our customer service at **(800) 361-7900** as soon as possible to coordinate the modification of your units

SEE APPENDIX A FOR THE LIST OF YOUR AFFECTED UNITS

### **Description of defect and risk to motor vehicle safety:**

The defect consists of the potential non-compliance of the performance criteria set out by regulation for trailer load anchoring with lashing chains installed on a flatbed or dropdeck trailer with steel siderails.

Depending, amongst other things, on the weight and distribution of cargo on the trailer, the lashing chains installed on the Affected Units may break and/or potentially cause sliding and tipping of cargo in all directions, therefore increasing the risk of cargo damage or loss, crash, property damage or loss, bodily injury and death.

### **Precautions you should take:**

**Owner/operators should immediately proceed with a visual inspection of their Affected Units for any indication that lashing chains used to secure cargo damaged, weakened or deformed, or that they show signs of evident wear and tear. Any such occurrences should be immediately reported to Manac and attended to.**

### **Remedial actions/measures:**

Manac is providing no-cost permanent remedy kits to proceed with the lashing chains corrections which mainly consists of the insertion of an aluminium shim underneath the trailer floor between the tie-down extrusion and the siderail. Please contact Manac at 1 800 463 1628 or via [warranty@manac.com](mailto:warranty@manac.com) to make arrangements for the modification of your Affected Units in a repair facility suitable to your operating locale. Remedy instructions and



required additional parts, as appropriate, will be provided to each Manac approved facility proceeding with the correction. Manac is conducting a voluntary safety recall at no charge to the owners, and all parts and agreed to labour will be at no cost to the owner. The remedy kits will include an aluminium shim, as well as a remedy procedure, and are expected to become available in the coming weeks. The remedy procedure is attached hereto as Appendix B.

If you are not the present owner of the Affected Units, please forward a copy of this notice to the owner within ten days to comply with federal regulations. Also, if you are no longer the owner of the Affected Units, please provide Manac with the contact information of the current owner(s).

If you have already paid to have your trailers modified in relation with the present recall, you may be eligible for reimbursement of the charges you paid for the replacement. To learn more about what you need to do to obtain reimbursement, call Manac customer service 1 800 463 1628.

We apologize for any inconvenience this safety recall may cause, but your safety is our first concern.

Please do not hesitate to contact us if you have any questions regarding the foregoing.

Sincerely,

**Manac Inc.**

FINAL VERSION



**APPENDIX A – LIST OF VIN NUMBERS FOR MANAC FLATBEDS OR DROPDECKS AFFECTED BY RECALL**

The VIN numbers of your affected trailers involved in the recall are the following:

FINAL VERSION



**APPENDIX B – RECALL REMEDY PROCEDURE**

*(On following page)*

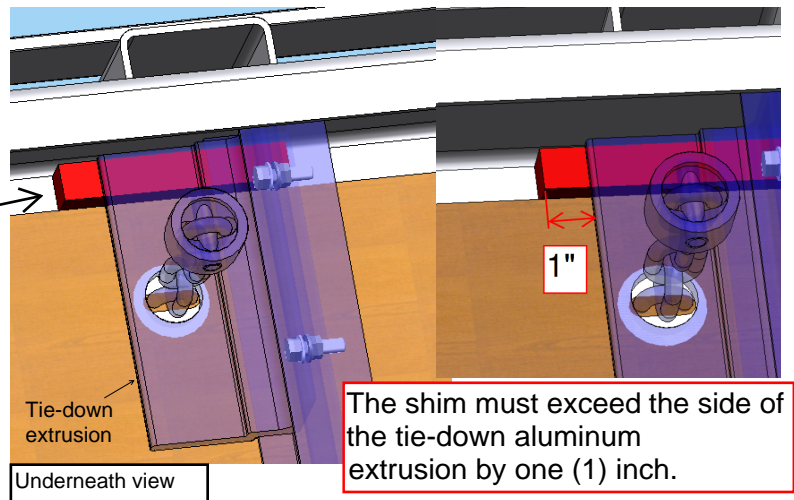
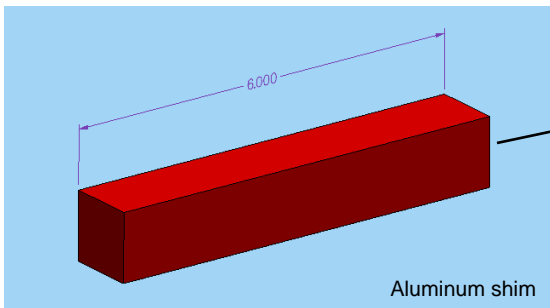
FINAL VERSION

# RECALL REMEDY AND INSTALLATION PROCEDURE FOR MANAC REPAIR CENTERS

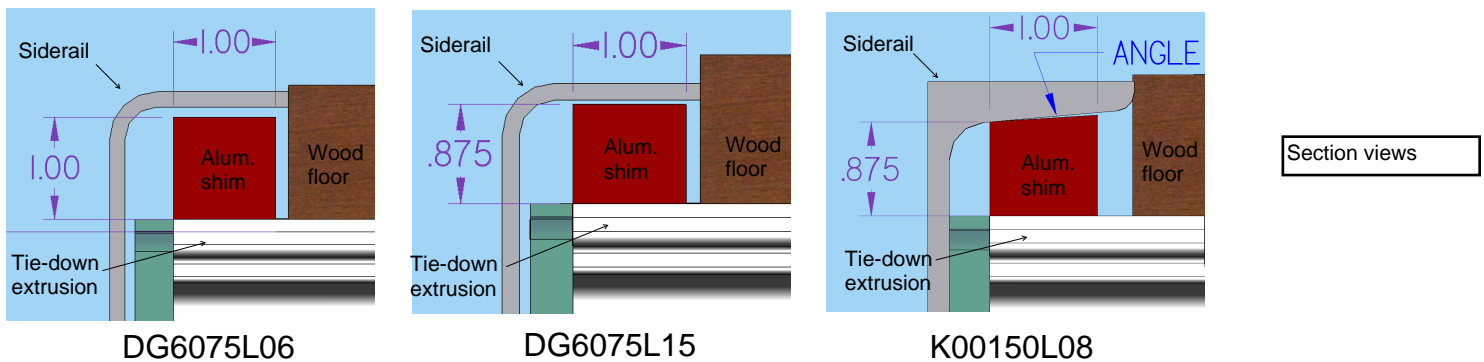
## Tie down chain aluminum shim

July 2018

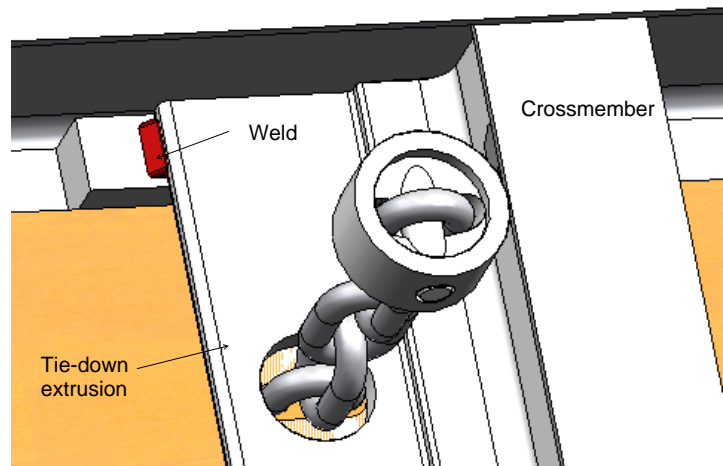
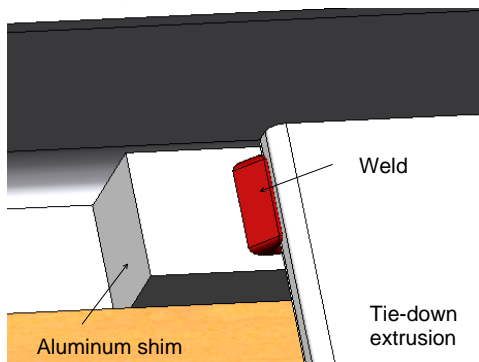
1- Insert the aluminum shim underneath the floor of the trailer, between the tie-down extrusion and the siderail.



Depending on your trailer model, you have received one of the three shapes below :



2- Weld the shim on the aluminum extrusion with a TIG or a MIG welder. The weld size must be 1/4" and must have a minimum of 3/4" long.



Underneath views of weld

For any questions, please contact our warranty department:

Email : [warranty@manac.com](mailto:warranty@manac.com)

Phone : 1 800 463 1628