

ATTENTION: Dealer Principal, Warranty Manager, Service Manager, Parts Manager
Freightliner Dealers – U.S. and Canada
Western Star and Sterling Dealers – U.S. and Canada
FCCC Dealers – U.S. and Canada
Thomas Built Buses Dealers – U.S. and Canada
Direct Warranty Customers – U.S. and Canada
Detroit Diesel Distributors
Export Distributors

Daimler Trucks North America LLC

WARRANTY CAMPAIGNS DEPARTMENT

P.O. Box 4090

800-547-0712

Portland, Oregon 97208-4090

If you have questions
about this Letter, please
submit your inquiry on the
Web using the [WSC Link](#)
on DTNACconnect

REF #: ICI20-014

Effective: 05/27/2020

Release: 05/27/2020

SUBJECT: TBB FL801 – Supplemental Information

The diagrams on the following pages are provided to supplement the recall bulletin for Thomas Built Buses recall FL801, TBB Saf-T-Liner C2 Roof Header Adhesive.

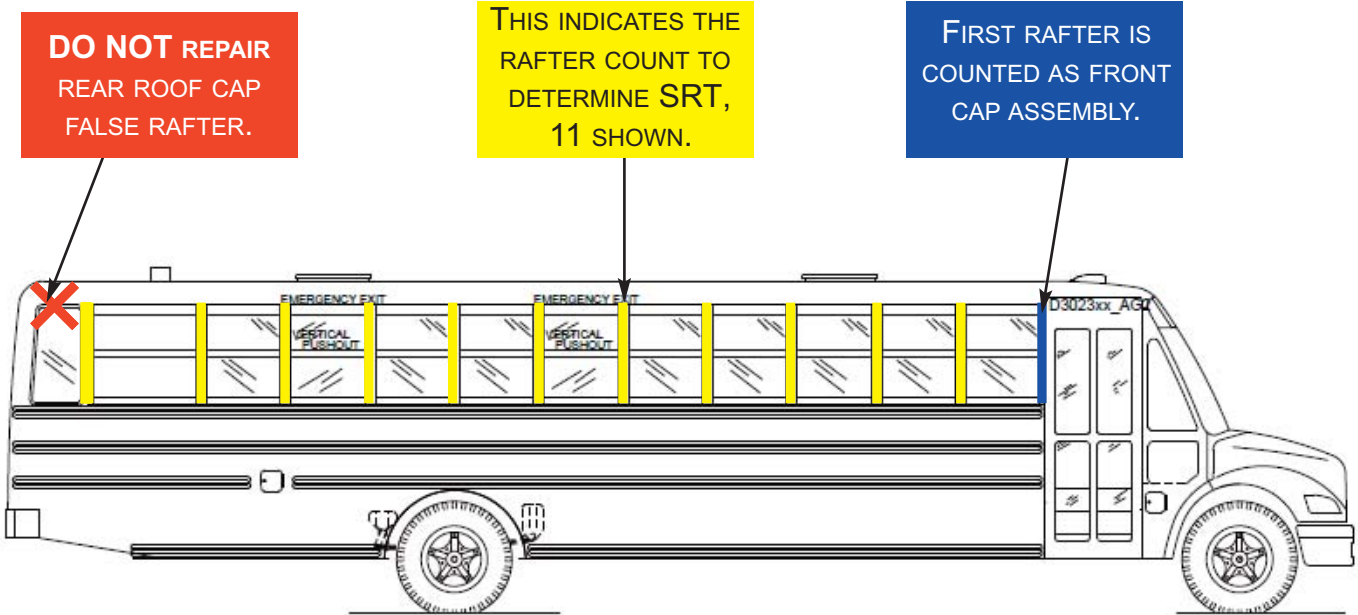
Summary:

- Repair/add screws at all yellow (rafters) and blue (rafter is part of the front cap assembly) positions.
- Do **not** repair red ("false rafter") position(s) at the back of a bus.
- SRTs include time for repair of all yellow *and* blue positions on a bus. To select the correct SRT, count the yellow rafter positions on the bus.

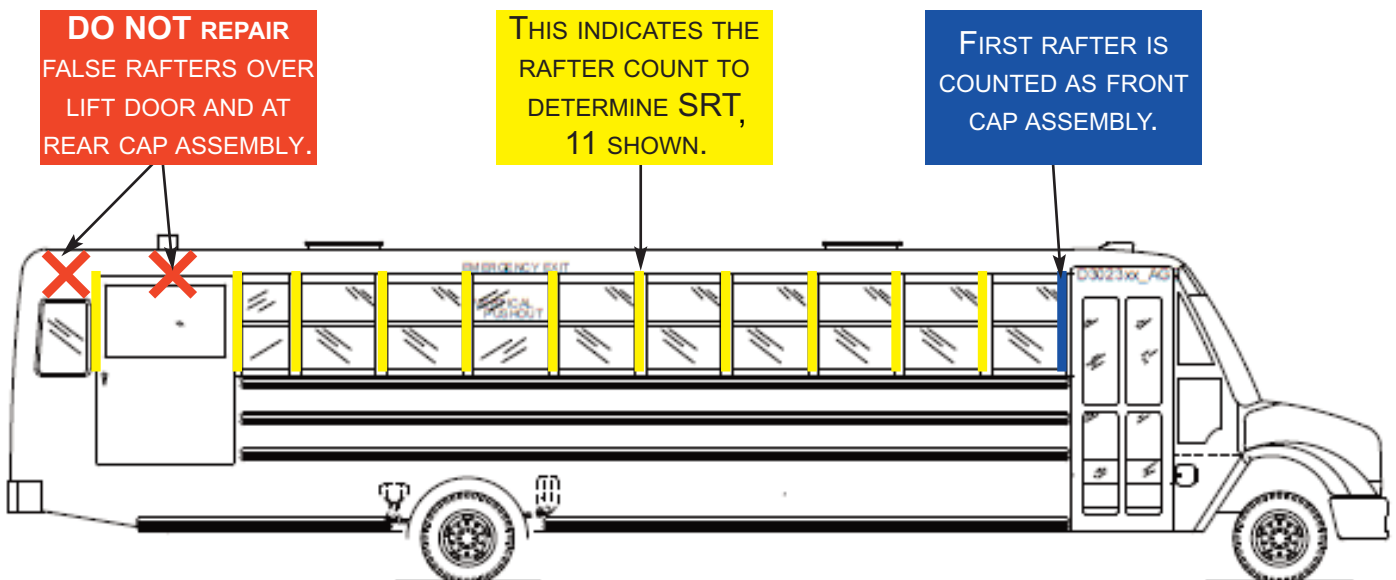
If you have questions or need further information, contact the Warranty Campaigns Department by submitting an inquiry through the WSC Link on DTNACconnect.

The information contained in this letter supercedes and supplements any related policies and procedures in any previously released bulletins, the Warranty Manual, and/or previously released letters. Failure to read or distribute this letter will not exempt addressees from compliance with the information contained herein.

RECALL FL801 SUPPLEMENTAL INSTRUCTIONS



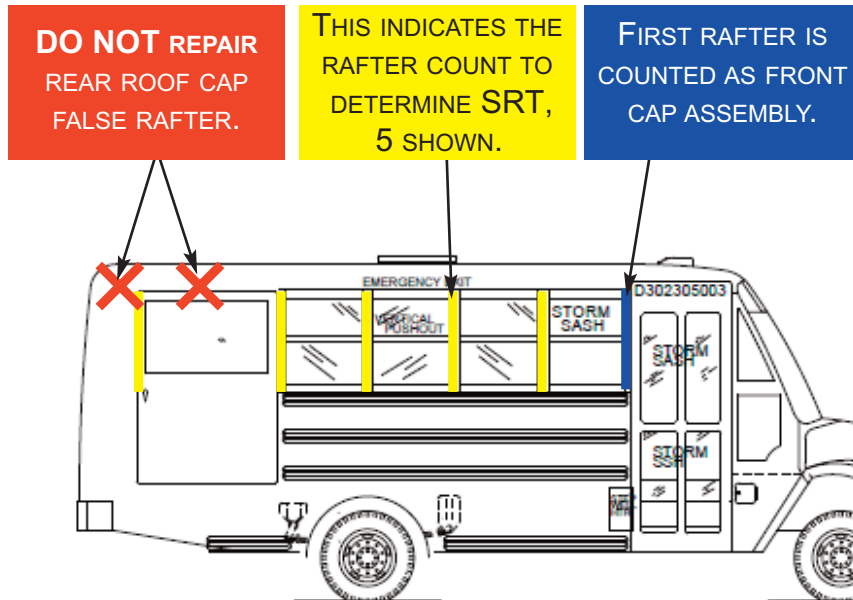
You actually install screws in 12 rafters total for this bus. SRTs are coded by counting the yellow positions rafters in the bus. You will install screws in all yellow and blue locations.



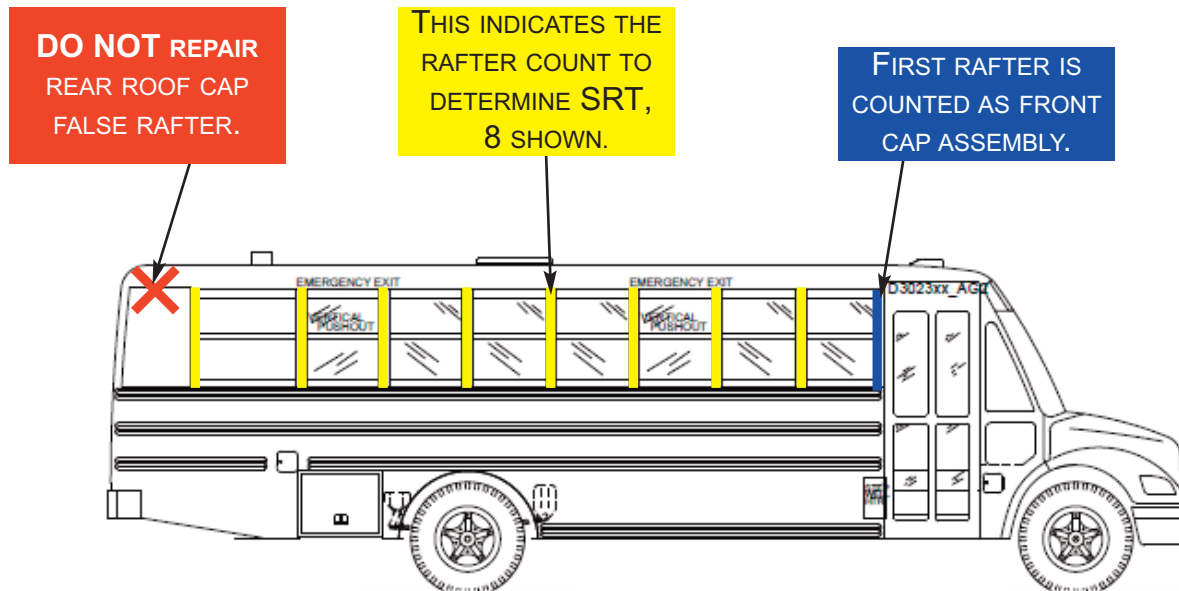
You actually install screws in 12 rafters total for this bus. SRTs are coded by counting the yellow positions rafters in the bus. You will install screws in all yellow and blue locations.

RECALL FL801

SUPPLEMENTAL INSTRUCTIONS



You actually install screws in 6 rafters total for this bus. SRTs are coded by counting the yellow positions rafters in the bus. You will install screws in all yellow and blue locations.



You actually install screws in 9 rafters total for this bus. SRTs are coded by counting the yellow positions rafters in the bus. You will install screws in all yellow and blue locations.