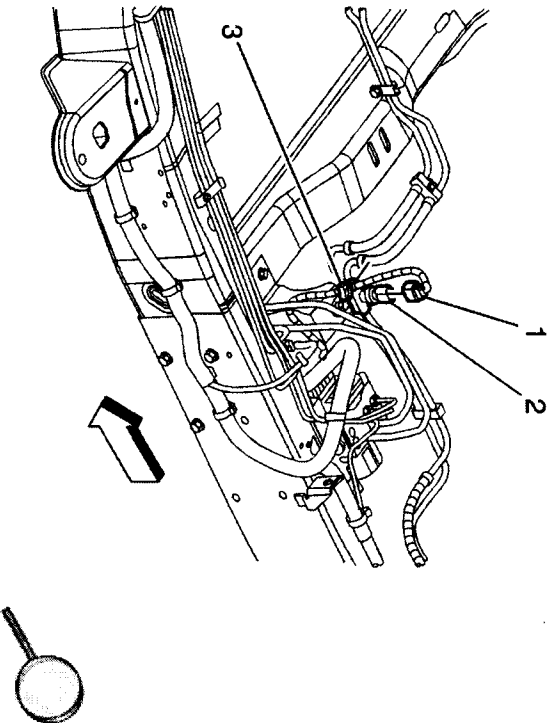
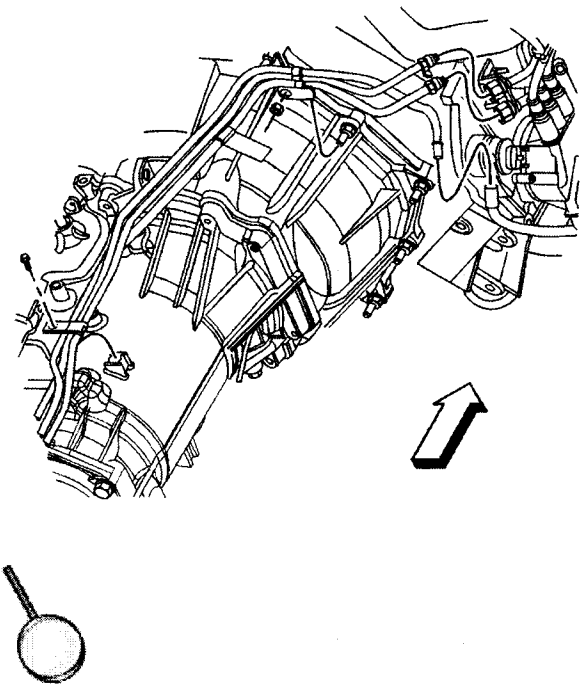


Fuel Line Replacement - Chassis (Cargo/Passenger Van)

Removal Procedure

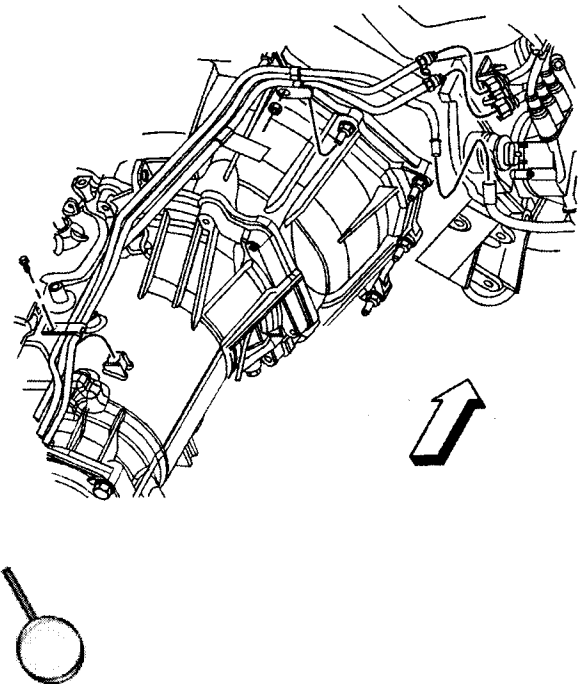


1. Remove the engine cover. Refer to Engine Cover Replacement. Disconnect the negative battery cable. Refer to Battery Negative Cable Disconnection and Connection.
2. Relieve the fuel system pressure. Refer to Fuel Pressure Relief.
3. Disconnect the fuel feed and evaporative emission (EVAP) pipes from the engine compartment fuel pipes.
4. Disconnect the chassis wiring harness electrical connector (1) from the fuel pressure sensor (2).
5. Remove the chassis wiring harness clip (3) from the fuel pipe.

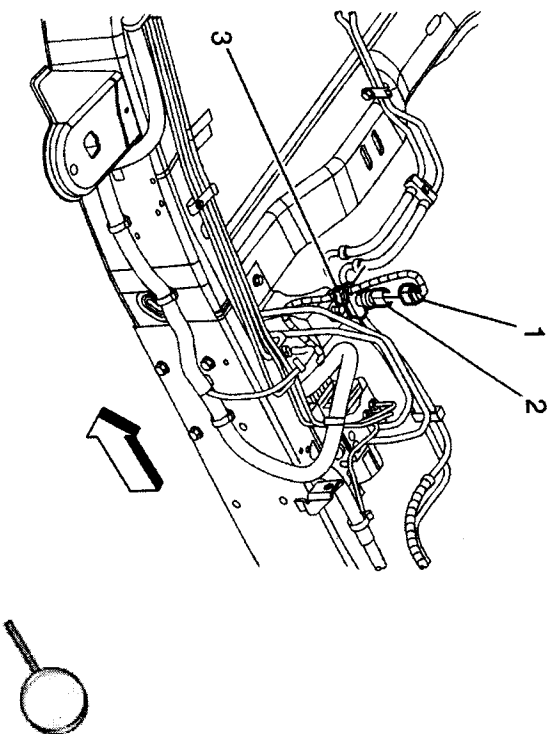


6. Remove the fuel pipes from the bellhousing stud retainer clip.
7. Raise the vehicle. Refer to [Lifting and Jacking the Vehicle](#).
8. Disconnect the fuel feed pipe at the fuel tank.
9. Disconnect the chassis EVAP pipe from the fuel tank.
10. Remove the fuel pipe retaining clips. Note the location of the retaining clips for installation.
11. Remove the fuel feed and EVAP pipes.

Installation Procedure



1. Position the fuel feed and EVAP pipes in the vehicle.
2. Install the fuel pipe retaining clips and tighten the clips to **12N•m (106 lb in)**.
Caution: Refer to Fastener Caution.
3. Connect the chassis EVAP pipe to the fuel tank EVAP pipe.
4. Connect the fuel feed pipe to the fuel tank pipe.



5. Connect the chassis wiring harness electrical connector (1) to the fuel pressure sensor (2).
6. Install the chassis wiring harness clip (3) to the fuel pipe.
7. Lower the vehicle.
8. Install the fuel feed and EVAP pipes to the engine compartment fuel pipes.
9. Install the fuel pipes to the retainer clip and tighten the nut to **28 N·m (21 lb ft)**.
10. Tighten the fuel filler cap.
11. Connect the negative battery cable. Battery Negative Cable Disconnection and Connection.
12. Inspect for leaks:
 - 12.1. Turn ON the ignition for 2 seconds.
 - 12.2. Turn OFF the ignition for 10 seconds.
 - 12.3. Turn ON the ignition.
 - 12.4. Inspect for fuel leaks.
13. Install the engine cover. Refer to Engine Cover Replacement.