



Recall 17V - 591

Retrofitting Reflectors

F 800 GT (K71)
F 800 R (K73)

Leadership circle

Marketing

Sale
New motorcycles

Sale
Used motorcycles

Aftersales

Administration

Service Information No. [SI 63 002 17](#)

Service Information No. SI 63 002 17

Recall 17V- 591 Retrofitting reflectors F 800 GT, F 800 R

Details

In the course of quality observations, BMW Motorrad has established that the visibility of the rear side reflectors (a statutory requirement) is affected by the rear silencer.

Vehicles affected

In order to determine if a specific vehicle is affected by this Technical Campaign, it will be necessary to verify all vehicle VINs through a DCS Vehicle History Check. Based on the response of the system, either proceed with the repair or take no further action. Please note, affected VINs may not appear until 24-72 hours after the release of this bulletin.

NHTSA Statement

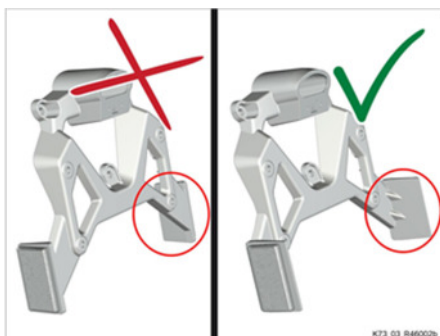
Please be reminded that it is a violation of federal law (The Safety Act) for you to sell, lease or deliver any new motor vehicle covered by this notification until the recall repair has been performed. This means that centers may not legally deliver new motor vehicles to consumers until they are fixed or use/sell replacement equipment/parts subject to this recall. Note also that substantial civil penalties apply to violations of the Safety Act.

Also, you should not sell, lease or deliver any Certified Pre-Owned or used vehicles subject to a safety recall until the repair is completed.

Please follow any special instructions that we provide to you for the return or disposition of recall parts.

Production solution

As of September 2017, the rear side reflectors have been mounted in such a way that all statutory requirements are met.



Left: NOT OK - number plate carrier (reflector mounted towards the front);

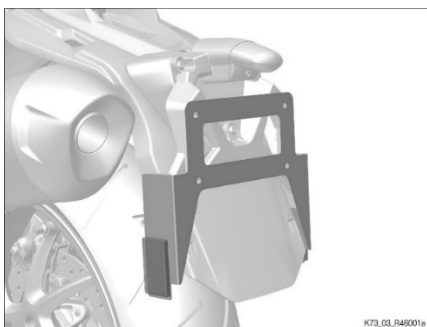
Right: OK - number plate carrier (reflector mounted towards the rear).

NOTICE

The number plate carrier change was incorporated in the ongoing series in 2014. Only the number plate carrier that was newly implemented at that time is affected by this campaign.

Service solution for case holders

The retrofitting of the reflectors is done according to supplementary repair instructions 00 60 167 (see pg. 4).



Pictured is service solution for vehicles affected.

Service Information No. SI 63 002 17

Recall 17V- 591 Retrofitting reflectors F 800 GT, F 800 R

Warranty processing

Defect code

00 00 63 03 00	Retrofitting reflectors
----------------	-------------------------

Flat Rate Unit Number

00 60 167	Retrofitting reflectors, 5 FRUs
-----------	---------------------------------

*Main Work: These main labor operations include all repair procedures to complete the task with allowance for necessary ancillary tasks (e.g. visual inspection, lubrication, cleaning parts etc.) and administrative tasks. Only one main labor operation can be claimed per repair visit. All other labor operations for any other line(s) must be claimed using plus code labor operations. Please refer to the Warranty Policy and Procedures Manual regarding add-ons, proper support, documentation, claims submission and archiving requirements as applicable.

Part numbers

36 14 8 406 809	1x Rear reflector holder
63 14 8 529 372	2x Red rear reflector

Questions regarding this bulletin?

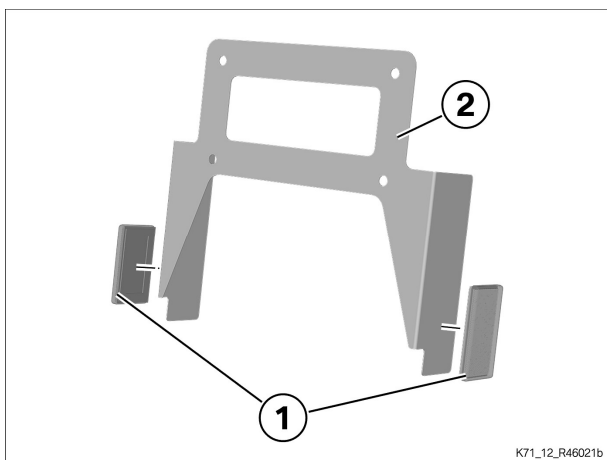
For technical inquires in relation to this bulletin	Please contact the PuMA team
For warranty inquires in relation to this bulletin.	Submit an IDS ticket to the Warranty Department
For parts inquires in relation to this bulletin	Adam.Sacher@bmwnaext.com
Motorcycle Service and Technical Manager	Gordon.McDonnell@bmwna.com
Bulletin authored/published by	Gery.Torok@bmwna.com

Service Information No. SI 63 002 17

Recall 17V- 591 Retrofitting reflectors F 800 GT, F 800 R

00 60 167 Retrofitting reflectors

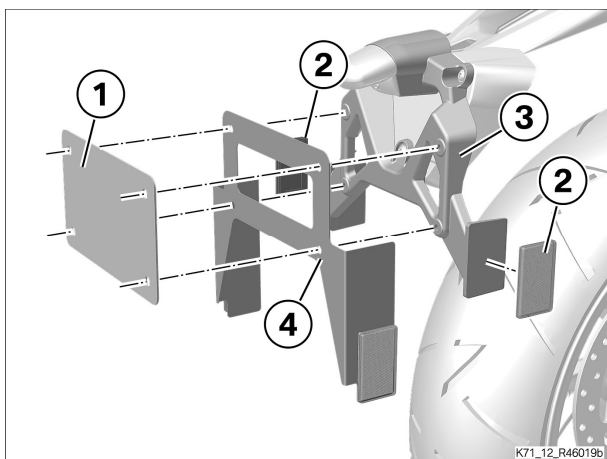
1



► Affixing rear reflector to rear reflector holder

- ◆ Clean the bonding surfaces and bond **new** rear reflector (1) to rear reflector holder (2).

2



► Installing rear reflector holder

- ◆ Remove number plate (1).
- ◆ Take off rear reflector (2) from number plate carrier (3) and clean bonding surfaces.
- ◆ Secure rear reflector holder (4) with number plate (1) to number plate carrier (3).

3

► Follow-up work

- ◆ Final check of work performed