

## Recall Service Bulletin 17V537

**SUBJECT:** Aktiv & Aktiv 2.0 Tail-Pipe Addition to Exhaust Kit Installation Instructions

**LABOR:** .5 hours

**Kit # 99916800 Contains:**

Qty.	Description	Part Number
1	Pkg.-Campaign-Tailpipe Aktiv 2016	99916800



Qty.	Suggested Tool List
1	9/16" Socket
1	Calibrated 3/8 drive torque wrench

**ERWIN HYMER GROUP NORTH AMERICA, INC.**

100 Shirley Avenue, Kitchener, Ontario Canada N2B 2E1

Toll-free: 1.888.825.2772 | Phone: 519.745.0711 | Fax: 519.745.1170 | [info@erwinhymergroupna.com](mailto:info@erwinhymergroupna.com)

[www.roadtrek.com](http://www.roadtrek.com) | [www.gohymer.com](http://www.gohymer.com)

F0001B


REV. DATE 8/31/17

## Recall Service Bulletin 17V537

### STEP-BY-STEP INSTRUCTIONS:

**Note: Safety glasses and Safety shoes required.**

**STEP 1** Measure 2" rearward from the rear OEM exhaust hanger and cut off the excess exhaust as shown. Ensure that the cut is straight and not angled.



**ERWIN HYMER GROUP NORTH AMERICA, INC.**

100 Shirley Avenue, Kitchener, Ontario Canada N2B 2E1


Toll-free: 1.888.825.2772 | Phone: 519.745.0711 | Fax: 519.745.1170 | [info@erwinhymergroupna.com](mailto:info@erwinhymergroupna.com)

[www.roadtrek.com](http://www.roadtrek.com) | [www.gohymer.com](http://www.gohymer.com)

F0001B

REV. DATE 8/31/17

## Recall Service Bulletin 17V537



**STEP 2** Attach the new "Tail-pipe" to the exhaust and secure it with Clamp and nuts as shown; making sure that the downspout is positioned facing downwards. Torque both clamp nuts to 30ft-lbs or 40.67 Nm.

**Note:** The torque required will vary based upon the exhaust seal test performed in Step 3.



**ERWIN HYMER GROUP NORTH AMERICA, INC.**

100 Shirley Avenue, Kitchener, Ontario Canada N2B 2E1

Toll-free: 1.888.825.2772 | Phone: 519.745.0711 | Fax: 519.745.1170 | [info@erwinhymergroupna.com](mailto:info@erwinhymergroupna.com)

[www.roadtrek.com](http://www.roadtrek.com) | [www.gohymer.com](http://www.gohymer.com)

F0001B

REV. DATE 8/31/17

**Recall Service Bulletin 17V537**



**ERWIN HYMER GROUP NORTH AMERICA, INC.**

100 Shirley Avenue, Kitchener, Ontario Canada N2B 2E1


Toll-free: 1.888.825.2772 | Phone: 519.745.0711 | Fax: 519.745.1170 | [info@erwinhymergroupna.com](mailto:info@erwinhymergroupna.com)

[www.roadtrek.com](http://www.roadtrek.com) | [www.gohymer.com](http://www.gohymer.com)

F0001B

REV. DATE 8/31/17

Recall Service Bulletin 17V537



**STEP 3** After installation, test to make sure there are no leaks by creating a slight back pressure in the muffler and verify that the clamp is sealing the pipes. If there is a leak in the muffler which is not acceptable, the clamps will need to be tightened to obtain a seal.

ERWIN HYMER GROUP NORTH AMERICA, INC.

100 Shirley Avenue, Kitchener, Ontario Canada N2B 2E1

Toll-free: 1.888.825.2772 | Phone: 519.745.0711 | Fax: 519.745.1170 | info@erwinhymergroupna.com

www.roadtrek.com | www.gohymer.com

F0001B

REV. DATE 8/31/17