

Boss 4290 Furnace installation

Description

On certain Boss Toy Hauler 4290 fifth wheel trailers manufactured with a Suburban Furnace where the furnace is installed vertically the furnace might be installed incorrectly. The exhaust port should be at the bottom and some were installed with the ports on the top. This could result in a restriction developing within the chamber and could cause unsafe furnace operation, which could lead to an increased risk of injury and/or damage to property.

Inspection & Repair

Identify the correct orientation of the furnace intake & exhaust.

1. Intake and exhaust is at the bottom – no repair required file claim for inspection only.




Intake & exhaust
are at the bottom
of the furnace.

File Recall Inspection warranty claim using warranty code 99.03.12.L for 0.10 hours.


Note: No warranty will be paid if the VIN is not part of the affected list.

1. Intake and exhaust is at the top – complete the repair to rotate the furnace.



Intake & exhaust are at the top of the furnace.

2. Turn off LP, unplug the shore cord and turn the battery disconnect to off, or disconnect battery.
3. Remove exterior access cover.



4. Remove access panel inside the pass through compartment.



5. Remove gas line, using backup wrenches




6. Remove heat ducts from rear of furnace.



7. Remove set screw.



8. Cut wire tie to free the electrical wiring.



9. Pull furnace and rotate and reinstall.



10. Reattach furnace follow the reverse of the removal.
 - a. Note copper gas line will need to be relocated to install from top be careful not to kink line.



11. Perform gas drop pressure test.
Time included with repair

Parts

No parts are required

Tools

13/16 wrench, back-up wrench, square bit screwdriver, 5/16 nut driver.

Warranty

File Recall Repair warranty claim using warranty code 99.03.12.A for 1.0 hours

*Note: photos are for illustration purposes only and might not be representative of the RV be repaired.

**Please refer all questions and authorization requests to Cruiser's Services
Department 260-562-3500**