



Michael A. Berardi
Director
Service Engineering Operations
Ford Customer Service Division

Ford Motor Company
P. O. Box 1904
Dearborn, Michigan 48121

October 12, 2017

TO: All U.S. Ford and Lincoln Dealers

**SUBJECT: NEW VEHICLE DEMONSTRATION / DELIVERY HOLD -
Compliance Recall 17C17**

Certain 2017 F-150 and F-Super Duty Vehicles with Manual Passenger Seat
Seat Track Assembly Replacement

AFFECTED VEHICLES

Vehicle	Model Year	Assembly Plant	Build Dates
F-150	2017	Dearborn	November 2, 2016 through November 3, 2016
		Kansas City	November 4, 2016 through November 7, 2016
Super Duty		Kentucky Truck	November 2, 2016 through June 4, 2017
Ohio		November 7, 2016 through November 21, 2016	

Affected vehicles are identified in OASIS and FSA VIN Lists.

NOTE: This recall affects a total of 39 F-150 and 590 F-Super Duty vehicles.

REASON FOR THIS COMPLIANCE RECALL

All of the affected vehicles may not conform to the requirements specified by Federal Motor Vehicle Safety Standard (FMVSS) No.207 Seating Systems General Performance Requirements and No.210 Seat Belt Assembly Anchorages. This is due to insufficient weld penetration on the passenger seat belt buckle attachment to the seat track assembly. If a seat belt buckle to seat frame attachment has a suspect weld with insufficient penetration, the occupant may not be properly restrained in the event of a crash, increasing the risk of injury.

SERVICE ACTION

Before demonstrating or delivering any new in-stock vehicles involved in this recall, dealers are to replace the passenger front seat track assembly. This service must be performed on all affected vehicles at no charge to the vehicle owner.

OWNER NOTIFICATION MAILING SCHEDULE

Owner letters are expected to be mailed the week of October 23, 2017. Dealers should repair any affected vehicles that arrive at their dealerships, whether or not the customer has received a letter.

PLEASE NOTE:

Federal law requires dealers to complete this recall service before a new vehicle is delivered to the buyer or lessee. Violation of this requirement by a dealer could result in a civil penalty of up to \$21,000 per vehicle. Correct all vehicles in your new vehicle inventory before delivery.

ATTACHMENTS

Attachment I: Administrative Information
Attachment II: Labor Allowances and Parts Ordering Information
Attachment III: Technical Information
Owner Notification Letter

QUESTIONS & ASSISTANCE

For questions and assistance, contact the Special Service Support Center (SSSC) via the SSSC Web Contact Site. The SSSC Web Contact Site can be accessed through the Professional Technician Society (PTS) website using the SSSC link listed at the bottom of the OASIS VIN report screen or listed under the SSSC tab.

Sincerely,



Michael A. Berardi

NEW VEHICLE DEMONSTRATION / DELIVERY HOLD - Compliance Recall 17C17

Certain 2017 F150 and F-Super Duty Vehicles with Manual Passenger Seat
Seat Track Assembly Replacement

OASIS ACTIVATION

OASIS was activated on September 26, 2017.

FSA VIN LISTS ACTIVATION

FSA VIN Lists will be available through <https://web.fsavinlists.dealerconnection.com> on September 26, 2017. Owner names and addresses will be available by November 17, 2017.

NOTE: Your FSA VIN Lists may contain owner names and addresses obtained from motor vehicle registration records. The use of such motor vehicle registration data for any purpose other than in connection with this recall is a violation of law in several states, provinces, and countries.

Accordingly, you must limit the use of this listing to the follow-up necessary to complete this recall.

SOLD VEHICLES

- Owners of affected vehicles will be directed to dealers for repairs.
- Immediately contact any of your affected customers whose vehicles are not on your VIN list but are identified in OASIS. Give the customer a copy of the Owner Notification Letter (when available) and schedule a service date.
- Correct other affected vehicles identified in OASIS which are brought to your dealership.
- Dealers are to prioritize repairs of customer vehicles over repairs of new and used vehicle inventory.

STOCK VEHICLES

- Correct all affected units in your new vehicle inventory before delivery.
- Use OASIS to identify any affected vehicles in your used vehicle inventory.

DEALER-OPERATED RENTAL VEHICLES

The Fixing America's Surface Transportation (FAST) Act law effective June 2016 prohibits a rental company from selling, renting or leasing vehicles subject to a safety or compliance recall. Please consult your legal counsel for legal advice.

TITLE BRANDED / SALVAGED VEHICLES

Affected title branded and salvaged vehicles are eligible for this recall.

ADDITIONAL REPAIR (LABOR TIME AND/OR PARTS)

Additional repairs identified as necessary to complete the FSA should be managed as follows:

- For vehicles within new vehicle bumper-to-bumper warranty coverage, follow existing warranty and policy guidelines for related damage claims. No SSSC approval is required for these vehicles:
 - Ford vehicles – 3 years or 36,000 miles
- For vehicles outside new vehicle bumper-to-bumper warranty coverage, submit an Approval Request to the SSSC Web Contact Site prior to completing the repair.

NEW VEHICLE DEMONSTRATION / DELIVERY HOLD - Compliance Recall 17C17

Certain 2017 F150 and F-Super Duty Vehicles with Manual Passenger Seat
Seat Track Assembly Replacement

OWNER REFUNDS

Refunds are not approved for this program.

RENTAL VEHICLES

Rental vehicles are not approved for this program.

CLAIMS PREPARATION AND SUBMISSION

- Enter claims using Direct Warranty Entry (DWE) or One Warranty Solution (OWS).
 - DWE: refer to ACESII manual for claims preparation and submission information.
 - OWS: when entering claims in DMS software, select claim type 31: Field Service Action. The FSA number 17C17 is the sub code.
- Additional labor and/or parts must be claimed as related damage on a separate repair line from the FSA.

NEW VEHICLE DEMONSTRATION / DELIVERY HOLD - Compliance Recall 17C17

Certain 2017 F150 and F-Super Duty Vehicles with Manual Passenger Seat
Seat Track Assembly Replacement

LABOR ALLOWANCES

Description	Labor Operation	Labor Time
Replace Passenger Seat Track Assembly	17C17B	1.5 hrs.

PARTS REQUIREMENTS / ORDERING INFORMATION

Part Number	Description	Order Quantity	Claim Quantity
-9661704-	Passenger Seat Track Assembly (refer to parts catalog)	1	1
W718633-S451	F-150 Seat Track To Floor Pan Attachment Bolts	1	4
W717731-S451	F-Super Duty Seat Track To Floor Pan Attachment Bolts	1	4
W715828-S437	Seat Back to Seat Track Bolts	1	4
FL3Z-7860108-A	Locating Stud Foam Washer	1	1

The DOR/COR number for this recall is 51101.

Order your parts through normal order processing channels. To guarantee the shortest delivery time, an emergency order for parts must be placed.

DEALER PRICE

For latest prices, refer to DOES II.

PARTS RETENTION AND RETURN

Follow the provisions of the Warranty and Policy Manual, Section 1 - WARRANTY PARTS RETENTION AND RETURN POLICIES.

EXCESS STOCK RETURN

Excess stock returned for credit must have been purchased from Ford Customer Service Division in accordance with Policy Procedure Bulletin 4000.

CERTAIN 2017 F-150 AND F-SUPER DUTY VEHICLES WITH MANUAL PASSENGER SEAT— SEAT TRACK ASSEMBLY REPLACEMENT

OVERVIEW

All of the affected vehicles may not conform to the requirements specified by Federal Motor Vehicle Safety Standard (FMVSS) No.207 Seating Systems General Performance Requirements and No.210 Seat Belt Assembly Anchorages. This is due to insufficient weld penetration on the passenger seat belt buckle attachment to the seat track assembly. If a seat belt buckle to seat frame attachment has a suspect weld with insufficient penetration, the occupant may not be properly restrained in the event of a crash, increasing the risk of injury.

Before demonstrating or delivering any new in-stock vehicles involved in this recall, dealers are to replace the passenger front seat track assembly. This service must be performed on all affected vehicles at no charge to the vehicle owner.

SERVICE PROCEDURE

Recommended Tool List:

General Tools
Trim Removal Tool
Right Angle Pick
Flat Blade Pocket Screwdriver
6" (152 mm) Needle Nose Pliers
1/4" and 3/8" Drive Ratchets
3/8" Torque Wrench
1/4" and 3/8" Power Ratchets
3" (76 mm) 3/8" Drive Extension
6" (152 mm) 1/4" Drive Extension
1/4" Drive Socket- T20 Torx®, T25 Torx®, and T27 Torx®
3/8" Drive Shallow Sockets- 13mm and T50 Torx®
Special Tools
Ford Vehicle Communication Module II (VCM II)

NOTE: Correct routing of the seat track wiring harness is critical. Note orientation of the wiring harness prior to removal and installation on the *new* seat track. See Figure 4.



1. Replace the passenger seat track. Please follow the Workshop Manual (WSM) procedures in Section 501-10A. Transfer the following components to the new passenger seat track.

A. Transfer the lumbar actuator, forward outboard side shield bracket, and upper outboard side shield bracket. See Figure 1.

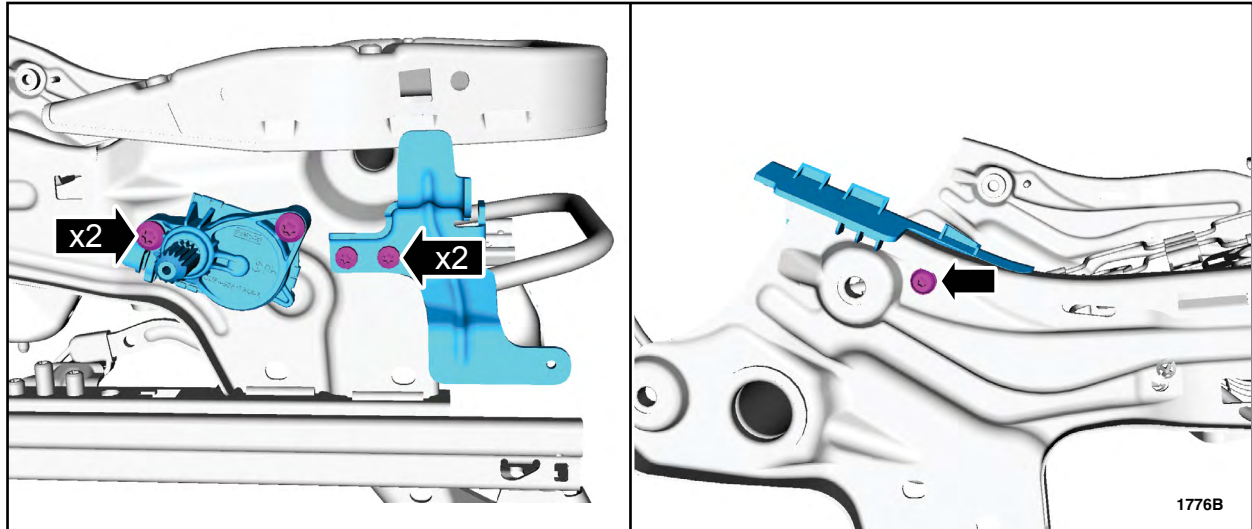


FIGURE 1

B. Transfer both the inboard and outboard seat track shields. See Figure 2.

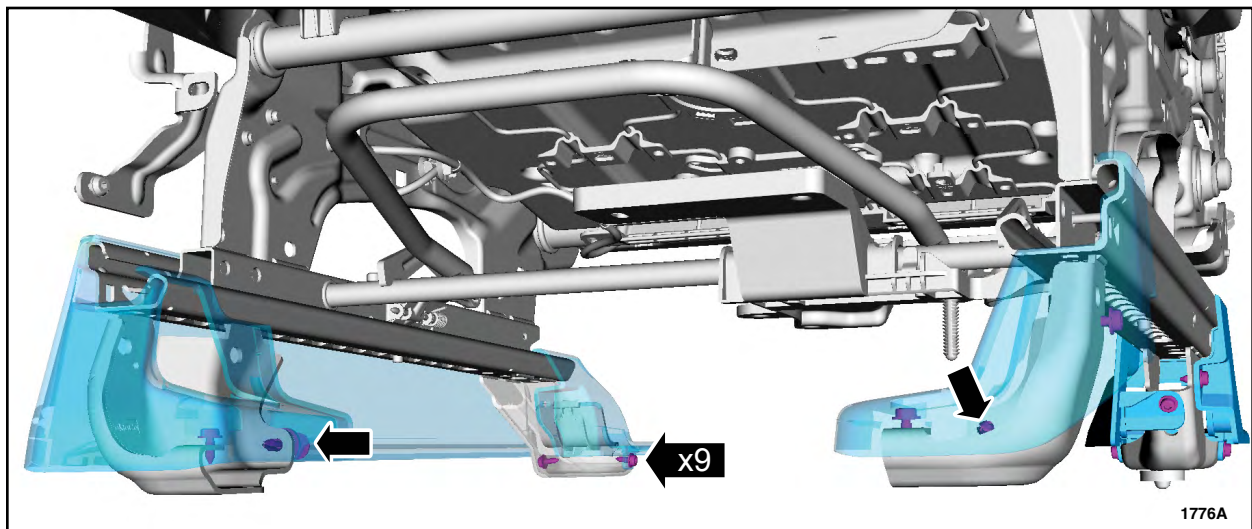


FIGURE 2



C. Transfer the seat position sensor and harness anchor point. See Figure 3.

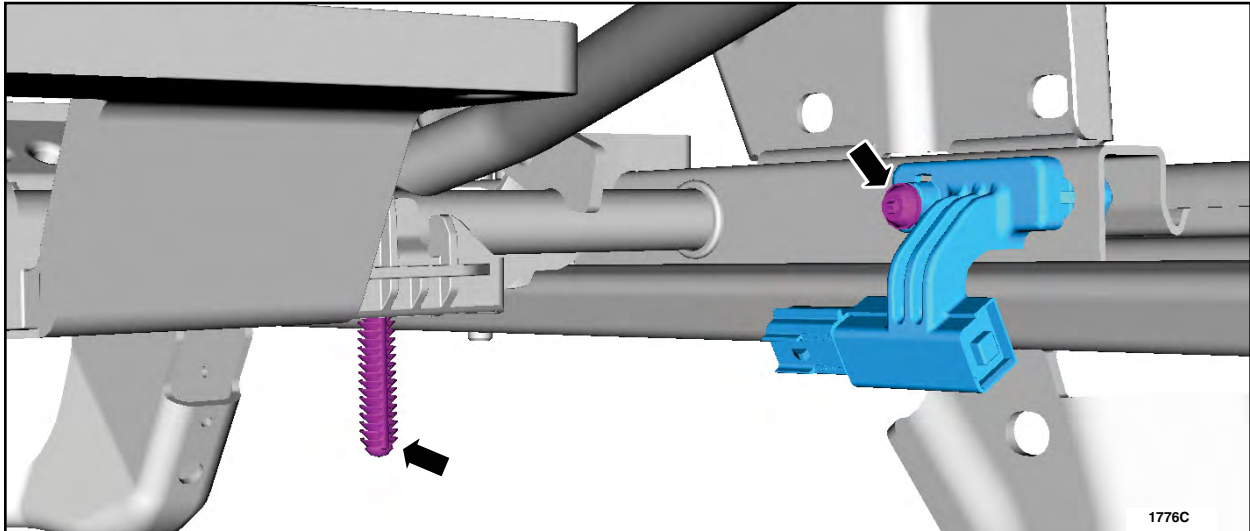


FIGURE 3

D. Transfer the seat track wiring harness. See Figure 4.




FIGURE 4

NOTE: For F-150 vehicles equipped with occupant classification system (OCS), the OCS reset procedure must be performed. Please follow the WSM procedures in Section 501-20B.

