

P095NAS5

# TECHNICAL BULLETIN

01 MAY 2017



© Jaguar Land Rover North America, LLC

NOTE: The information in Technical Bulletins is intended for use by trained, professional Technicians with the knowledge, tools, and equipment required to do the job properly and safely. It informs these Technicians of conditions that may occur on some vehicles, or provides information that could assist in proper vehicle service. The procedures should not be performed by 'do-it-yourselfers'. If you are not a Retailer, do not assume that a condition described affects your vehicle. Contact an authorized Land Rover service facility to determine whether this bulletin applies to a specific vehicle.

INFORMATION

---

Changes are highlighted in blue

SECTION:

501-20A: Seatbelt System

**SUBJECT/CONCERN:**

SAFETY RECALL: Autoliv Front Seatbelt Pre-Tensioner Operation

**AFFECTED VEHICLE RANGE:**

MODEL:	MODEL YEAR:	VIN:	ASSEMBLY PLANT:
Discovery Sport (LC)	2017	636526-651542	Halewood
Range Rover Sport (LW)	2016	660993-666881	Solihull
Range Rover Sport (LW)	2016	105581-124030	Solihull
Range Rover Sport (LW)	2017	111165-124402	Solihull
Range Rover Sport (LW)	2017	663983-666936	Solihull
Range Rover (LG)	2016	304537-320320	Solihull
Range Rover (LG)	2017	308452-320598	Solihull

**MARKETS:**

NAS

**CONDITION SUMMARY:****SITUATION:**

An issue has been identified on certain vehicles within the listed Affected Vehicle Range where the front row seating seatbelt pre-tensioners may not function properly due to a deviation in generant mix ratio. In the event of a crash of sufficient severity, the front seatbelt pre-tensioners may fail to operate when

required. Failure to operate can lead to increased injuries to the front seat occupants.

#### **ACTION:**

Retailers are required to **HOLD** affected new vehicles that are within your control and refrain from releasing the vehicles for **new vehicle sale** pending completion of the appropriate Service Instruction detailed in this Technical Bulletin.

Any Discovery Sport (L550) vehicle which was previously inspected and found to have the date code '16.07.16' or '04.08.16' is no longer affected by this Safety Recall and may now be released for sale or onward distribution.

Any Range Rover Sport (L494) and Range Rover (L405) vehicle which was previously inspected and found to have the date code '12.07.16' or '16.07.16' is no longer affected by this Safety Recall and may now be released for sale or onward distribution.

For any vehicle which previously failed the Inspection Procedure contained in Technical Bulletin P095NAS1 or P095NAS2, we recommend that it be checked a second time, using the applicable updated date codes and corresponding part numbers. If not affected, the vehicle may be released for sale or onward distribution.

Unsold vehicles should have this performed as part of the Pre-Delivery Inspection (PDI) process but must have it completed prior to vehicle handover to the customer (pending passing the Inspection Procedure). Affected vehicles already in the hands of customers should be inspected/updated at the next available opportunity.

#### **PARTS:**

#### **NOTES:**

- **Order parts only after confirming a vehicle does not pass the Inspection Procedure within the Service Instruction.**

- **For this program only: a number of the listed parts can be fitted to Range Rover Sport (L494) and Range Rover (L405) vehicles even though this may not be listed as recognized in Microcat under Range Rover Sport (L494). The Microcat system is to be ignored and this is a unique action to be enacted on this program.**

No parts are required for vehicles which pass the Inspection Procedure within the Service Instruction.

The parts information listed below is for vehicles which do not pass the Inspection Procedure within the Service Instruction.

When ordering parts after vehicle inspection and seatbelt replacement has been determined necessary, please include the following information in the 'Customer Material Numb' text box on the Parts Order screen.

- Last six characters of the VIN
- Six digits of the seatbelt production date code
- Last six characters of the seatbelt production part number

- **Example:** 112233 12.07.16 xxxPVJ

DESCRIPTION	PART NO. /SUNDRY CODE	QTY. /VALUE
Seatbelt & Retractor - Right - Ebony - Discovery Sport (L550)	LR072152	1
Seatbelt & Retractor - Left - Ebony - Discovery Sport (L550)	LR072153	1
Seatbelt & Retractor - Left - Espresso - Range Rover Sport (L405), Range Rover (L494)	LR093783	1
Seatbelt & Retractor - Left - Ebony - Range Rover Sport (L405), Range Rover (L494)	LR093785	1
Seatbelt Retractor Bolt/Screw - All	KYG500410	1
Seatbelt Retractor Bolt/Screw - All	LR080344	1

## SPECIAL TOOLS:

Refer to Workshop Manual/Service Instruction for any required special tools.

## WARRANTY:

### NOTE:

**Check DDW to ensure that a vehicle is affected by this program prior to undertaking any rework action.**

At the time of confirming a booking for vehicle repair, ensure that **all** outstanding Recalls and Service Actions are identified to ensure the correct parts are available and adequate workshop time is allocated for repairs to be completed at one visit.

Warranty claims must be submitted quoting Program Code ' **P095** ', Option Code ' **X** ', and the relevant SRO and parts information. The Option Code(s) that allows for the drive in / drive out allowance can only be claimed if the vehicle is brought back into the workshop for this action alone to be undertaken.

Repair procedures are under constant review and therefore times / prices are subject to change; those quoted here must be taken as guidance only. Refer to TOPIx to obtain the latest repair time.

Warranty claims must be submitted or payment within 30 calendar days of completion of the repair.

DESCRIPTION	SRO	TIME (HOURS)
Inspect Seatbelt Dates/Part Numbers - Release Vehicle	05.10.20	0.20
Inspect Seatbelt Dates/Part Numbers - Replace Seatbelt - Single Side - Discovery Sport (L550)	76.73.31	0.40

Inspect Seatbelt Dates/Part Numbers - Replace Seatbelt - Both Sides - Discovery Sport (L550)	76.73.89.58	0.80
Disengage and reengage transit mode - Discovery Sport (L550)	86.90.89.47	0.10
Inspect Seatbelt Dates/Part Numbers - Replace Seatbelt - Single Side - Range Rover Sport (L405), Range Rover (L494)	76.73.31	0.30
Disengage and reengage transit mode - Range Rover Sport (L405), Range Rover (L494)	86.90.89.47	0.20
Drive In/Drive Out	02.02.02	0.20

Normal Warranty policies and procedures apply.

SERVICE INSTRUCTION 'A' - DISCOVERY SPORT (L550):


SEATBELT PRODUCTION DATE	SEATBELT PRODUCTION PART NUMBER	PART NUMBER TO BE ORDERED
12.07.16	FK72-611B08-BD8PVJ	LR072152
13.07.16	FK72-611B09-AC8PVJ	LR072153
14.07.16	FK72-611B08-BD8PVJ FK72-611B09-AC8PVJ	LR072152 LR072153
15.07.16	FK72-611B09-AC8PVJ	LR072153
01.08.16	FK72-611B08-BD8PVJ	LR072152
03.08.16	FK72-611B09-AC8PVJ	LR072153
09.08.16	FK72-611B09-AC8PVJ	LR072153

 **NOTE:**

**Right side shown; left side similar.**

1 Open the front right door.

2



Locate the date embossed into the front row seating right seatbelt anchor.




Record the seatbelt production date **AND** production part number on the repair order.

4 Repeat Steps 1-3 on front row seating left seatbelt anchor.

5 Check the front row seating left and right seatbelt production date AND corresponding production part numbers against the table above:

If the seatbelt production date and the production part number match in BOTH columns as per the table (both MUST match), continue to Step 6.

If the seatbelt production date and the production part number do NOT match in both columns (only the seatbelt date or part number present on the seatbelt label) or are not present, release the vehicle.

6  NOTE:

**Make sure to order the correct seatbelt(s) based on the Service Part Number corresponding to the original seatbelt Production Part Number.**


Replace the affected seatbelt(s) as required based on Step 5 (see TOPIx Workshop Manual section 501-20A: Seatbelt System - Front Safety Belt Retractor).

SERVICE INSTRUCTION 'B' - RANGE ROVER SPORT (L494), RANGE ROVER (L405):

SEATBELT PRODUCTION DATE	SEATBELT PRODUCTION PART NUMBER	PART NUMBER TO BE ORDERED
13.07.16	CPLA-611B09-EC8AAM CPLA-611B09-EC8PVJ	LR093783 LR093785
14.07.16	CPLA-611B09-EC8PVJ	LR093785




1 Open the front left door.

2  NOTE:

Right side shown; left side similar.



Locate the label on the front row seating right seatbelt.

3  NOTE:

The label may need to be folded back away from the seatbelt to read the printed information.



Record the front row seating left seatbelt production date **AND** production part number on the repair order.

- 4 Check the front row seating left and right seatbelt production date AND corresponding production part numbers against the table above:

If the seatbelt production date and the production part number match in BOTH columns as per the table (both MUST match), continue to Step 5.

If the seatbelt production date and the production part number do NOT match in both columns (only the seatbelt date or part number present on the seatbelt label) or are not present, release the vehicle.

 **NOTE:**

**Make sure to order the correct seatbelt(s) based on the Service Part Number corresponding to the original seatbelt Production Part Number.**

Replace the affected seatbelt(s) as required based on Step 4 (see TOPIx Workshop Manual section 501-20A: Seatbelt System - Front Safety Belt Retractor).